

Majorana Edge Modes of Superfluid ^3He A-phase in a Slab

Yasumasa TSUTSUMI, Takeshi MIZUSHIMA, Masanori ICHIOKA, and Kazushige MACHIDA

Department of Physics, Okayama University, Okayama 700-8530, Japan

Motivated by a recent experiment on the superfluid ^3He A-phase with a chiral p -wave pairing confined in a thin slab, we propose designing a concrete experimental setup for observing the Majorana edge modes that appear around the circumference edge region. We solve the quasi-classical Eilenberger equation, which is quantitatively reliable, to evaluate several observables. To derive the property inherent to the Majorana edge state, the full quantum mechanical Bogoliubov-de Gennes equation is solved in this setting. On the basis of the results obtained, we perform decisive experiments to check the Majorana nature.

KEYWORDS: superfluid phase of ^3He , restricted geometries, Majorana fermion, surface Andreev bound state

There has been growing interest in Majorana quasi-particles (QPs) and fermions, which are expected to play a major role in various research fields, ranging from cosmology and high-energy physics to condensed matter physics,¹⁾ and even to topological quantum computing.²⁾ The Majorana QP and fermionic operator are defined by $\gamma = \gamma^\dagger$ and $\Psi = \Psi^\dagger$, respectively, which imply that the particle and antiparticle are identical and thus are electrically neutral. They are an intriguing subject to further study in their own right. It has been proposed that the Majorana nature brings new physics, such as the non-Abelian statistics for spinless chiral superfluids²⁾ and Ising-like spins for time-reversal invariant superfluids.³⁻⁵⁾ Obviously, we like to have more candidate materials to realize it.

The zero-energy bound state appears whenever the underlying potential for QP changes its sign. This is the so-called π -phase shift physics exemplified by charge or spin density waves,^{6,7)} FFLO states,^{8,9)} or stripes in high- T_c cuprates.¹⁰⁾ The Majorana QP is a special case of this type: The Majorana conditions¹¹⁾ under which the Majorana QP $\gamma_0^\dagger = \gamma_0$ is produced necessarily at a zero energy are summarized as (1) chiral p -wave superconductors or superfluids where the Bogoliubov QP γ_E^\dagger with an energy E satisfies $\gamma_E^\dagger = \gamma_{-E}$ owing to particle-hole symmetry, and (2) a certain type of vortices with an odd winding number. For the edge or surface, the Majorana fermion $\Psi = \Psi^\dagger$ exists as well as $\gamma_0^\dagger = \gamma_0$.¹¹⁻¹⁵⁾

There is as yet no firmly established chiral p -wave superconductors so far, although several theories^{11,13,16)} have explored its possibility in Sr_2RuO_4 . We have to resort to the use of the superfluid ^3He system in which we may manage to manipulate the order parameter (OP) so that the Majorana conditions are fulfilled by setting up an appropriate boundary condition. A good example of this kind has been recently presented by several groups.³⁻⁵⁾ They demonstrate that the Majorana edge modes in ^3He -B give rise to the anisotropic spin dynamics,³⁻⁵⁾ while the OP in the B-phase is a time-reversal invariant, which is in contrast to that in the A-phase. Thus the main purpose of the present work is to propose

a concrete experimental design for detecting the Majorana QP based on quantitatively accurate microscopic calculations for the ^3He A-phase.

Here, we examine the superfluid ^3He A-phase, which is characterized by a chiral p -wave type OP without doubt which is a time-reversal breaking state.¹⁷⁾ Thus, the Majorana QPs in the A- and B-phases are worthy of comparative studies. In fact, as we will see later, we can treat the Majorana QPs in the A- and B-phases in the same experimental setup in a slab geometry by merely changing temperature or pressure, which is a large advantage over other proposed systems. The system provides a useful testing platform for checking various ideas associated with the so-called topological order.

Our basic idea is stimulated by the experimental setup used by Bennett *et al.*,¹⁸⁾ where a superfluid ^3He A-phase is confined in a thin slab with a thickness $D=0.6 \mu\text{m}$ and $(L = 10\text{mm}) \times 7\text{mm}$, as schematically shown in Fig. 1. Other experimental groups¹⁹⁻²¹⁾ use various-thickness samples, ranging from $D=0.1$ to $10 \mu\text{m}$. Since the so-called dipole coherence length $\xi_d \sim 6 \mu\text{m}$,¹⁷⁾ the l -vector, which characterizes the chiral direction of the A-phase OP, points perpendicular to the slab's upper and lower surfaces (B), as shown in Fig. 1. We assume the specular boundary condition in this paper. The four sides of the rectangular strips of the slab are an ideal place to accommodate the Majorana edge modes.

We use two theoretical methods, the quasi-classical Eilenberger equation and Bogoliubov-de Gennes (BdG) equation. The quasi-classical framework is used for detailed studies of the quantitative aspects of the superfluid properties at the edges. Using the BdG framework, we reveal the Majorana nature and quantum-mechanical spectral structures of the low-lying edge modes.

We consider the following spatially one-dimensional problem along the x -axis with a length L ($0 \leq x \leq L$). See section A in Fig. 1 where, along the z -direction, the system is uniform because the l -vector points perpendicular to the upper (B) and lower faces. The length is scaled by the coherence length at $T=0$, $\xi_0 \approx 80 \text{ nm}$. In this situation, the pair potential of the chiral OP in the

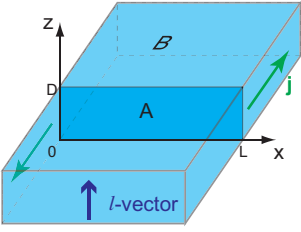


Fig. 1. (Color online) Schematic configuration of the whole system. A: the cross-section considered here. B: Upper surface of the container. The l -vector is locked to the upper and lower surfaces. The mass current j flows along the edges.

A-phase is described by

$$\Delta(x, \mathbf{k}) = \eta_x(x)k_x + \eta_y(x)k_y. \quad (1)$$

Note that we are considering the three-dimensional Fermi sphere for ^3He in the momentum space. The relative momentum of the Cooper pair on the spherical Fermi surface is given by $\mathbf{k} = (\sin \theta_k \cos \phi_k, \sin \theta_k \sin \phi_k, \cos \theta_k)$, and the Fermi velocity is given by $\mathbf{v} = v_{F0}\mathbf{k}$. It is important to notice that the quasi-particles described by Green's functions move under the "given" pair potential $\Delta(x, \mathbf{k})$. The relative phase between η_x and η_y is $\pi/2$, since the l -vector points to the z -direction.

The applied field \mathbf{H} is an important controlling parameter of the system: For the slab thickness $D \leq \xi_d$, the field perpendicular (parallel) to the slab should be $H > H_d$ (H arbitrary) so as to satisfy the condition that $\mathbf{d} \perp \mathbf{H}$ with H_d being a dipolar field $\sim 2\text{mT}$.²²⁾ Then, an equal spin pairing is realized and we can always ignore the $\uparrow\downarrow + \downarrow\uparrow$ Cooper pair by changing the spin quantization axis appropriately.²³⁾ Thus, we omit the spin degrees of freedom in our calculation, *e.g.*, in eq. (1).

It is known that different from that in the bulk ^3He , in the slab of superfluid ^3He , the A-phase is stabilized at much lower temperatures T down to the pressure $P = 0$.²⁴⁾ This condition is fulfilled for $0.06 < D \lesssim 0.3 \mu\text{m}$ where the A-phase is stable at $T=0$ and $P=0$. For sub- μm D the A-phase changes into the B-phase with decreasing T . Thus, it allows us to treat both phases under the same experimental setup. A-B control is also possible by varying pressure. Theoretically, our calculations are reliable quantitatively because superfluid ^3He in the lower-pressure regions of interest here can be described in a weak coupling scheme without delicate strong coupling effects.²⁵⁾

We start with the quasi-classical Eilenberger equation,²⁶⁻³⁰⁾ which has been used in the study of ^3He superfluidity.³¹⁻³³⁾ The quasiclassical Green's functions $g(\omega_n, \mathbf{k}, x)$, $f(\omega_n, \mathbf{k}, x)$, and $f^\dagger(\omega_n, \mathbf{k}, x)$ are calculated using the Eilenberger equation

$$(\omega_n + \hat{\mathbf{v}} \cdot \nabla) f = \Delta g, \quad (\omega_n - \hat{\mathbf{v}} \cdot \nabla) f^\dagger = \Delta^* g, \quad (2)$$

where $g = (1 - f f^\dagger)^{1/2}$, $\text{Re} g > 0$, and $\hat{\mathbf{v}} = \mathbf{v}/v_{F0}$. We solve eq. (2) by the Riccati method,^{30,34,35)} with the specular boundary condition at both edges: $x = 0$ and L . The temperature is measured using the transition temperature T_c . Matsubara frequency $\omega_n = (2n+1)\pi k_B T$, energy E , and pair potential Δ are in a unit of $\pi k_B T_c$.

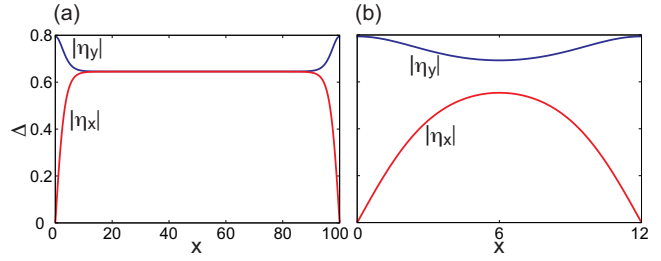


Fig. 2. (Color online) Order parameter profiles along the x -axis for (a) $L = 100$ and (b) $L = 12$ in a unit ξ_0 .

The order parameter $\eta_j(x)$ ($j = x, y$) is self-consistently calculated by

$$\eta_j(x) = 3g_0 N_0 T \sum_{0 < \omega_n < \omega_{\text{cut}}} \langle k_j (f + f^\dagger^*) \rangle_{\mathbf{k}}, \quad (3)$$

with $(g_0 N_0)^{-1} = \ln T + 2T \sum_{0 < \omega_n < \omega_{\text{cut}}} |\omega_n|^{-1}$. $\langle \dots \rangle_{\mathbf{k}}$ indicates the Fermi surface average, and N_0 is the density of states (DOS) at the Fermi energy in the normal state. We use $\omega_{\text{cut}} = 40k_B T_c$. The temperature is fixed at $T = 0.2T_c$ throughout the paper.

Using the obtained self-consistent solutions, the mass current is calculated using

$$\mathbf{j}(x) = (j_x, j_y, j_z) \propto T \sum_{0 < \omega_n < \omega_{\text{cut}}} \langle \hat{\mathbf{v}} \text{Im} g \rangle_{\mathbf{k}}. \quad (4)$$

When we calculate the quasiparticle states, we solve Eq. (2) with $i\omega_n \rightarrow E + i\delta$. We typically use $\delta = 0.005$. The local density of states (LDOS) for quasiparticles normalized by N_0 is obtained as

$$N(E, x) = \langle \text{Re}\{g(\omega_n, \mathbf{k}, x)|_{i\omega_n \rightarrow E + i\delta}\} \rangle_{\mathbf{k}}. \quad (5)$$

In Fig. 2(a), we show the OP profiles for $L = 100$. It is seen that, because of the specular boundary condition at the edges, the k_x component, which is perpendicular to the edges, becomes zero, while the parallel component k_y is enhanced by compensating for the loss of the k_x component. Thus, at the edges, the polar state is realized. Towards the center, the k_x (k_y) component increases (decreases). The A-phase with $k_x + ik_y$ is attained in the central region where the l -vector points to the z -direction. We also show the result for $L = 12$ in Fig. 2(b), where even in the central region the complete A-phase OP is not recovered and the polar phase nature is dominant there.

Figure 3(a) shows LDOS at the edge $x = 0$ and the center $x = 50$. It is clearly seen from curve 1 for $x = 0$ that there exists a zero-energy state with a substantial weight at $E = 0$ corresponding to the Majorana edge mode, that is, LDOS is expressed as $N(E, x = 0) = \gamma_0 + \alpha E^2$ near $E = 0$. The first (second) term comes from the Majorana edge mode (point node contribution of the chiral state in the bulk A-phase). LDOS at $x = 50$ (curve 2) shows a typical point node behavior of $N(E, x = 50) \propto E^2$.

In Fig. 3(b), we show the extension of the Majorana edge mode towards the center from the edge at $x = 0$, which spreads out an order of $\sim 5\xi_0$. In Fig. 3(c) the spectrum evolution from the edge to the center is

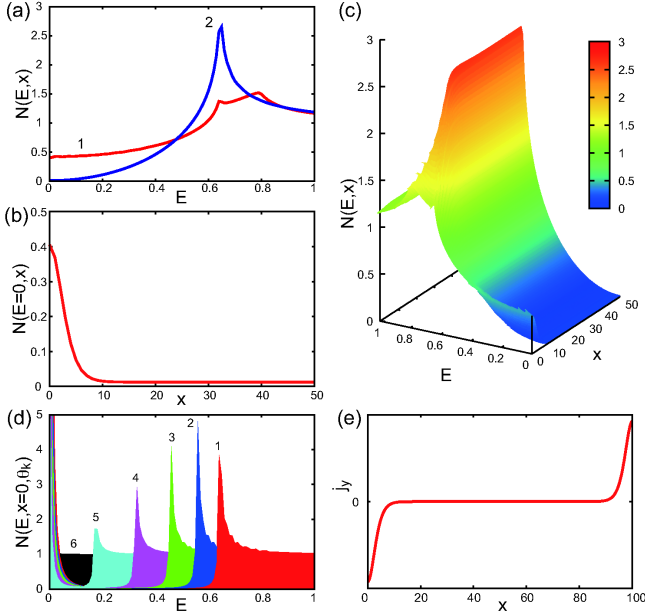


Fig. 3. (Color online) Calculated results for $L = 100$. (a) LDOS $N(E, x)$ at (1) $x = 0$ and (2) $x = 50$. (b) Zero-energy LDOS $N(E=0, x)$ as a function of x from the edge at $x=0$. (c) Spectral evolution $N(E, x)$. The cross sections at $x=0$ and $x=50$ are same as in (a) and $E=0$ as in (b). (d) The angle-resolved LDOS $N(E, x, \theta_k)$ in the momentum space at $x=0$ with $\phi_k = 0$ and $\theta_k = 89.5^\circ$ (1), 60.5° (2), 45.5° (3), 30.5° (4), 15.5° (5), and 0.5° (6). The zero-energy states are accumulated from all θ_k values, except for (6). (e) Mass current $j_y(x)$.

shown. The spectrum of the Majorana edge mode gradually changes into the bulk spectrum. The angle-resolved LDOS $N(E, x, \theta_k)$ is shown in Fig. 3(d), where θ_k is the polar angle from the k_z -axis of the 3D Fermi sphere. The zero-energy LDOS comes from the quasi-particles with the nonvanishing k_x component, meaning that the QPs reflected by the edge form the Andreev bound state exactly at $E = 0$ because the QPs effectively feel the sign-reversed pair potential upon retracing the incoming path. The physics of the π -phase shift is working here. The mass current $j_y(x)$ is displayed in Fig. 3(e), showing that the chiral current flows circularly along the four edges, as shown in Fig. 1. By applying a magnetic field either parallel or perpendicular to the slab, we can produce a spin imbalance due to the Zeeman shift between the $\uparrow\uparrow$ pairs and the $\downarrow\downarrow$ pairs. This results in a net spin current in addition to the above mass current.

The LDOS's at the edge are calculated for various lengths in Fig. 4(a). As L decreases, the interference between two edges, which makes the zero energy levels split, becomes important and results in a decrease in the spectral weight of the zero-energy Majorana QP. The spectral weight of the Majorana QP $N(E=0, x=0)$ is shown as a function of L in Fig. 4(b). Beyond $L \sim 20$, its weight remains constant.

To examine the full quantum nature of the discretized Majorana levels, we solve the BdG equation³⁶⁻³⁸ with the pair potential obtained by the Eilenberger equation (2). Let us consider the situation with $\mathbf{d} \parallel \hat{z}$ for example. The BdG equation can be separated into two spin

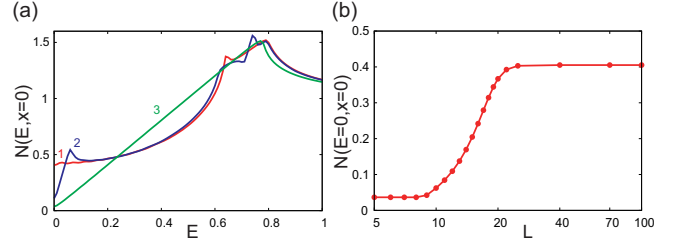


Fig. 4. (Color online) (a) LDOS at the edge $x=0$ for (1) $L=100$, (2) $L=12$, and (3) $L=8$. (b) The spectral weight of the zero-energy state $N(E=0, x=0)$ as a function of L .

sectors labeled $\sigma = \pm$, which denotes the eigenstates of the Pauli matrix $\hat{\tau}_y$, corresponding to the choice of the spin quantization axis parallel to \hat{y} . Then the BdG equation reduces to each spin sector of the QP with the wave function $\varphi_{n,\sigma} = [u_{n,\sigma}, v_{n,\sigma}]^T$ and the energy $E_{n,\sigma}$:³⁶⁻³⁸

$$\int d\mathbf{r}_2 \hat{\mathcal{H}}(\mathbf{r}_1, \mathbf{r}_2) \varphi_{n,\sigma}(\mathbf{r}_2) = E_n \varphi_{n,\sigma}(\mathbf{r}_1). \quad (6)$$

Here, we set $(\hat{\mathcal{H}})_{11} = -(\hat{\mathcal{H}})_{22} = -\frac{\nabla^2}{2M} - E_F$ and $(\hat{\mathcal{H}})_{12} = \Delta(\mathbf{r}_1, \mathbf{r}_2) = -(\hat{\mathcal{H}})_{21}^*$. The eigenstates of eq. (6) yield one-to-one mapping between the positive energy states φ_E and the negative energy states $\varphi_{-E} = \hat{\tau}_x \varphi_E^*$ owing to the symmetry $\hat{\mathcal{H}} = -\hat{\tau}_x \hat{\mathcal{H}}^* \hat{\tau}_x$, leading to the relation of the Bogoliubov QP operator $\gamma_E = \gamma_{-E}^\dagger$, as mentioned above.

Before turning to the numerical results of eq. (6), we should mention the Majorana nature of the edge states. Within the weak coupling regime $k_F \xi \gg 1$, eq. (6) with eq. (2) is solved for the edge states as $\varphi_{\mathbf{k},\sigma} = e^{i\vartheta \hat{\tau}_z / 2} e^{i\mathbf{K} \cdot \mathbf{r}_{\parallel}} f(k_x, x)$ with the energy $E = -\Delta_0 \frac{k_y}{k_F}$, where $\mathbf{K} = (k_y, k_z)$, $f(k, x) = \sin(kx)e^{-x/\xi_0}$, and ϑ is the U(1) gauge of Δ . Then, the field operator in the y -quantization axis is expanded in terms of the Bogoliubov operators $\gamma_{\mathbf{K}}$ as $\Psi_\sigma = \sum_{\mathbf{k}} [e^{i\mathbf{K} \cdot \mathbf{r}_{\parallel}} \gamma_{\mathbf{K}} + \text{h.c.}] f(k_x, x) e^{i\vartheta/2} + \Psi_{\text{bulk}}$, where Ψ_{bulk} denotes the contribution from the bulk excitations. Although Ψ_{bulk} contains the low-energy states due to point nodes, their contributions are negligible if $T \ll T_c$ is considered. This is because the DOS due to the edge states yields $N(E) \propto E^0$ near $E \approx E_F$, which overwhelms the DOS due to the point nodes $N(E) \propto E^2$, as shown in Figs. 3(a) and 3(b). This predicts the Majorana condition, $\Psi_{\pm} \approx e^{i\vartheta} \Psi_{\pm}^\dagger$ for $T \ll T_c$ and $\gamma_{\mathbf{K}} = \gamma_{-\mathbf{K}}^\dagger$.

In Figs. 5(a) and 5(b), we show the spectrum of the Majorana edge modes $E_n(\mathbf{K})$ normalized by Δ_0 at $T = 0$. Here, the nonlocal pair potential in eq. (6) is obtained by the self-consistent solution of the Eilenberger equation (2) through $\Delta(\mathbf{r}_1, \mathbf{r}_2) = \int \frac{d\mathbf{r}_{12}}{(2\pi)^3} \Delta(\mathbf{r}, \mathbf{k}) e^{i\mathbf{k} \cdot \mathbf{r}_{12}}$, where $\mathbf{r}_{12} = \mathbf{r}_1 - \mathbf{r}_2$ is the relative coordinate. Along the k_x -axis, $E_n(\mathbf{K} = 0)$ is dispersionless and along the k_y -axis two k_y -linear dispersions near $E = 0$ appear, each coming from the left and right edges. At $k_y = 0$, the two Majorana modes are situated exactly at $E = 0$. A stereographic view of those modes is shown in Fig. 5(c). It is seen that the linear Dirac dispersion continues along the k_y direction, forming a ‘‘Dirac valley’’. The Dirac valley merges into point nodes at $k_z = \pm k_F$. These results are consistent with those obtained using the previous Eilen-

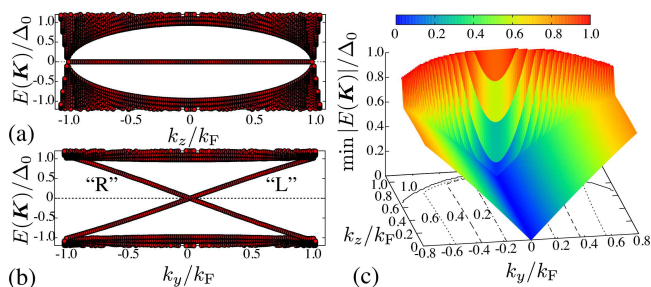


Fig. 5. (Color online) Results of BdG calculations at $T=0.2T_c$, where $\Delta(x, \mathbf{k})$ is taken from Fig. 2(a) with $L=100$. Eigenvalues of the low-lying excitations along (a) k_z for $k_y=0$ and (b) k_y for $k_z=0$. “R” (“L”) for right (left) edge. (c) 3D view of the dispersion relation: “Dirac valley”.

berger equation and reveal the detailed quantum level structures of Majorana modes.

There are several experimental ways to detect Majorana modes. The most direct evidence of the Majorana nature is the observation of the anisotropy of spin susceptibility. Using the Majorana nature of the edge states $\Psi_{\pm} = e^{i\theta} \Psi_{\pm}^{\dagger}$ for $T \ll T_c$, as derived above, the local spin operators result in $S_x \approx S_y \approx 0$ and only the z -component parallel to the \mathbf{d} -vector remains nontrivial, $S_z \approx -2i\Psi_+ \Psi_-$. This predicts the Ising-like spin dynamics in the A-phase as well as in the B-phase.^{3,5} This is in sharp contrast to the anisotropy in the bulk A-phase, where the susceptibility parallel to \mathbf{d} is suppressed at low T according to the Yosida function.

The surface specific heat measurement, which was performed previously³⁹) in connection with the Andreev surface bound state detection in the B-phase, resolves its contribution $C_{\text{surface}}(T) = \gamma_s T$ because $\gamma_s \propto N(E=0, x=0)$ from the bulk contribution with $C_{\text{bulk}} \propto T^3$, coming from the point nodes where $N(E) \propto E^2$. Note that, in the slab geometry, there is no low-lying excitations other than $C \propto T^3$ from the two upper and lower surfaces (B in Fig. 1). Thus, the $C_{\text{surface}}(T) = \gamma_s T$ contribution of the Majorana QPs is distinctive. The interference effect between Majorana QPs when L decreases, each coming from both edges, yields the LDOS $N(E) = N(0) + \alpha|E|$, as shown in Fig. 4. This extra linear $|E|$ term gives the specific heat $C_{\text{surface}}(T) \propto T^2$. The relative weight of these T -linear and T^2 terms depends on the distance L between the two edges, which is precisely evaluated (see for example $L=12$ case (2) in Fig. 4(a)).

Quasi-particle scattering or QP beam experiments are extremely interesting. They were performed in the past on ^4He where roton-roton scattering is treated⁴⁰) and on the ^3He B-phase where the Andreev surface bound state is investigated.⁴¹) Using this method, we may pick up Majorana QPs with a particular wave number because we like to manipulate Majorana QPs located at $k_y=0$, which is separated from other QPs in the nodal region at $k_z = \pm k_F$.

The other option might be to use a free surface where the Majorana surface bound state is formed. As shown by Kono’s group,⁴²) the bound state can be detected through the excitation modes of the floating Wigner lat-

tice of electrons placed on the surface. We need a special, but feasible configuration of the experimental setups.

In summary, we have designed a concrete experimental setup to observe the Majorana particles at the edge in a certain slab geometry. We calculate the microscopic Eilenberger equation to yield quantitatively reliable information on observable physical quantities in realistic situations for the ^3He A-phase. The Bogoliubov-de Gennes equation is solved to explicitly demonstrate the Majorana nature of edge states. Several feasible and verifiable experiments for checking the Majorana nature are proposed.

The authors thank K. Kono and J. Saunders for informative discussions on their experiments.

- 1) F. Wilczek: Nat. Phys. **5** (2009) 614; M. Franz: Physics **3** (2010) 24.
- 2) C. Nayak, S. H. Simon, A. Stern, M. Freedman, and S. Das Sarma: Rev. Mod. Phys. **80** (2008) 1083.
- 3) S. B. Chung and S.-C. Zhang: Phys. Rev. Lett. **103** (2009) 235301.
- 4) G. E. Volovik: Pisma Zh. Eksp. Teor. Fiz. **90** (2009) 440.
- 5) Y. Nagato, S. Higashitani, and K. Nagai: J. Phys. Soc. Jpn. **78** (2009) 123603.
- 6) H. Takayama, Y. R. Lin-Liu, and K. Maki: Phys. Rev. B **21** (1980) 2388.
- 7) K. Machida and M. Fujita: Phys. Rev. B **30** (1984) 5284.
- 8) R. Casalbuoni and G. Nardulli: Rev. Mod. Phys. **76** (2004) 263.
- 9) K. Machida and H. Nakanishi: Phys. Rev. B **30** (1984) 122.
- 10) K. Machida: Physica C **158** (1989) 192; J. Zaanen and O. Gunnarsson: Phys. Rev. B **40** (1989) 7391.
- 11) N. Read and D. Green: Phys. Rev. B **61** (2000) 10267.
- 12) X.-L. Qi and S.-C. Zhang: arXiv:1008.2026.
- 13) M. Stone and R. Roy: Phys. Rev. B **69** (2004) 184511.
- 14) X.-L. Qi, T. L. Hughes, S. Raghu, and S.-C. Zhang: Phys. Rev. Lett. **102** (2009) 187001.
- 15) J. Linder, Y. Tanaka, T. Yokoyama, A. Sudbø, and N. Nagaosa: Phys. Rev. Lett. **104** (2010) 067001.
- 16) A. Furusaki, M. Matsumoto, and M. Sigrist: Phys. Rev. B **64** (2001) 054514.
- 17) M. M. Salomaa and G. E. Volovik: Rev. Mod. Phys. **59** (1987) 533.
- 18) R. G. Bennett, L. V. Levitin, A. Casey, B. Cowan, J. Parpia, and J. Saunders: J. Low Temp. Phys. **158** (2010) 163.
- 19) M. R. Freeman, R. S. Germain, E. V. Thuneberg, and R. C. Richardson: Phys. Rev. Lett. **60** (1988) 596; M. R. Freeman and R. C. Richardson: Phys. Rev. B **41** (1990) 11011.
- 20) J. Xu and B. C. Crooker: Phys. Rev. Lett. **65** (1990) 3005.
- 21) S. Miyawaki, K. Kawasaki, H. Inaba, A. Matsubara, O. Ishikawa, T. Hata, and T. Kodama: Phys. Rev. B **62** (2000) 5855; K. Kawasaki, T. Yoshida, M. Tarui, H. Nakagawa, H. Yano, O. Ishikawa, and T. Hata: Phys. Rev. Lett. **93** (2004) 105301.
- 22) A. L. Fetter: Phys. Rev. B **14** (1976) 2801.
- 23) See for details, T. Kawakami, Y. Tsutsumi, and K. Machida: J. Phys. Soc. Jpn., **79** (2010) 044607.
- 24) Y.-H. Li and T.-L. Ho: Phys. Rev. B **38** (1988) 2362.
- 25) D. S. Greywall: Phys. Rev. B **33** (1986) 7520.
- 26) G. Eilenberger: Z. Phys. **214** (1968) 195.
- 27) J. W. Serene and D. Rainer: Phys. Rep. **101** (1983) 221.
- 28) M. Ichioka, N. Hayashi, and K. Machida: Phys. Rev. B **55** (1997) 6565.
- 29) M. Ichioka and K. Machida: Phys. Rev. B **65** (2002) 224517.
- 30) P. Miranović, M. Ichioka, and K. Machida: Phys. Rev. B **70** (2004) 104510.
- 31) N. Schopohl: J. Low Temp. Phys. **41** (1980) 409.
- 32) M. Fogelström and J. Kurkijärvi: J. Low Temp. Phys. **98** (1995)

- 195.
- 33) J.A. Sauls and M. Eschrig: *New J. Phys.* **11** (2009) 075008.
- 34) N. Schopohl and K. Maki: *Phys. Rev. B* **52** (1995) 490.
- 35) Y. Nagato, K. Nagai, and J. Hara: *J. Low Temp. Phys.* **93** (1993) 33.
- 36) T. Mizushima, M. Ichioka, and K. Machida: *Phys. Rev. Lett.* **101** (2008) 150409.
- 37) T. Mizushima and K. Machida, *Phys. Rev. A* **81**, 053605 (2010).
- 38) T. Mizushima and K. Machida: *Phys. Rev. A* **82** (2010) 023624.
- 39) H. Choi, J. P. Davis, J. Pollanen, and W. P. Halperin: *Phys. Rev. Lett.* **96** (2006) 125301.
- 40) A. C. Forbes and A. F. G. Wyatt: *Phys. Rev. Lett.* **64** (1990) 1393.
- 41) M. P. Enrico, S. N. Fisher, A. M. Guénault, G. R. Pickett, and K. Torizuka: *Phys. Rev. Lett.* **70** (1993) 1846. T. Okuda, H. Ikegami, H. Akimoto, and H. Ishimoto: *Phys. Rev. Lett.* **80** (1998) 2857.
- 42) K. Kono: *J. Low Temp. Phys.* **158** (2010) 288.