

Energy-gap analysis of quantum spin-glass transitions at zero temperature

Kazutaka Takahashi and Yoshiki Matsuda

Department of Physics, Tokyo Institute of Technology, Tokyo 152-8551, Japan

Abstract. We study for random quantum spin systems the energy gap between the ground and first excited states to clarify a relation to the spin-glass–paramagnetic phase transition. We find that for the transverse Sherrington-Kirkpatrick model the vanishing of the averaged gap does not identify the transition. A power-law form of the gap distribution function leads to power-law distributions of the linear, spin-glass, and nonlinear susceptibilities. They diverge at different points, which we attribute to a quantum “Griffiths” mechanism. On the other hand, the classical treatment is justified for the transverse random energy model and the phase transition can be found by a sudden change of the ground state.

1. Introduction

Spin glasses are known as nontrivial states of random spin systems and a lot of studies have revealed their interesting properties [1, 2, 3]. Now, the mean field theory of the classical spin-glass has been established and is recognized as a useful tool for attacking various random systems. As one of such applications, quantum systems have been studied for many years since the work by Bray and Moore [4]. Recently, much attention has been paid to quantum systems for their applications to information processing such as quantum annealing [5, 6, 7]. In contrast to classical systems, mean field analysis has a serious limitation and a reliable analytical method is needed.

At finite temperature, state of the system is determined by the free energy. A competition between energy and entropy induces a phase transition between different phases. At zero temperature, the system is determined by the energy only and the entropy does not play any role. The quantum fluctuations become important at low temperature and the system falls into its ground state. Then, the phase transition is realized by a change of the ground state, which can be found by looking at the energy gap between the ground and first excited states. Although the mechanism of a quantum phase transition is simpler than that of a thermodynamic phase transition, it is rather difficult to treat quantum fluctuation effects even for clean systems [8]. The effect of disorder further makes the analysis even more difficult. As in the classical system, the mean field theory of quantum spin-glass systems has been developed. However, a lot of studies use the static approximation [4] which neglects the quantum fluctuation effects. Although this approximation is justified for not-too-low temperatures, no reliable result can be obtained at zero temperature.

In the present paper, we give a detailed study of quantum phase transitions in terms of the energy gap [9]. As typical random quantum systems which exhibit a spin-glass phase transition, we treat the Sherrington-Kirkpatrick (SK) model [10] and random energy model (REM) [11]

with a transverse field. The transverse REM can be solved exactly and shows a discontinuous transition [12]. The transverse SK model has not been solved exactly, but many studies indicate a continuous transition. Since these models without transverse field can be treated exactly by a mean field theory, most of previous studies took a similar approach. We study these systems by using the energy gap analysis. In section 2, we define the models and consider the energy gap by using perturbation theory. The energy gap is also examined numerically and we see that the gap strongly fluctuates from sample to sample. In order to see a phase transition, several kinds of susceptibilities are studied in terms of the energy gap in section 3. We find there a strong quantum fluctuation effect. After discussing a sufficient condition for this effect to occur in section 4, we discuss its mechanism in section 5. The final section 6 is devoted to give conclusions, perspectives, and possible applications.

2. Energy level distribution

In this section, we define quantum spin-glass models and examine the energy gap between the ground and first excited states.

2.1. Model

We treat the p -body interacting spin-glass model with transverse field

$$\hat{H} = - \sum_{i_1 < i_2 < \dots < i_p}^N J_{i_1 i_2 \dots i_p} \sigma_{i_1}^z \sigma_{i_2}^z \dots \sigma_{i_p}^z - \Gamma \sum_{i=1}^N \sigma_i^x, \quad (1)$$

where $\sigma_i^{z,x}$ are Pauli matrices on site i , N is the number of the site, and Γ is the transverse field. We take an ensemble average over random interaction $J_{i_1 i_2 \dots i_p}$ with a probability distribution

$$P(J_{i_1 \dots i_p}) = \sqrt{\frac{N^{p-1}}{\pi p! J^2}} \exp \left\{ -\frac{N^{p-1}}{p! J^2} (J_{i_1 i_2 \dots i_p})^2 \right\}, \quad (2)$$

where J is the strength of the random fluctuations. Here we study the cases of $p = 2$ (SK model) and $p \rightarrow \infty$ (REM), and the case of other- p will be reported elsewhere. The quantum REM can be solved exactly and at zero temperature the system shows a discontinuous phase transition between the spin-glass and paramagnetic phases at $\Gamma/J = \sqrt{\ln 2} \sim 0.83$ [12]. The SK model has not been solved exactly, but a lot of studies reported a continuous transition around the point $\Gamma/J = 1 \sim 2$ when the temperature is equal to zero. A naive perturbative calculation gives $\Gamma/J = 1$ and the static approximation gives $\Gamma/J = 2$ [13, 14], while more advanced methods indicate a point around $\Gamma/J \sim 1.5$ [15, 16, 17, 18, 19, 20].

2.2. Perturbative calculation of the energy gap

Here we estimate for the SK model the energy gap between the ground and first excited states by using a perturbative expansion with respect to J/Γ . When the randomness J is absent, the Hamiltonian is exactly solved to give energy levels $E_n^{(0)} = -(N - 2n)\Gamma$ with nonnegative integer n . Each of the levels has a degeneracy $N!/n!(N - n)!$ which is split into many nondegenerate ones for finite- J . The unperturbed ground state is denoted by $n = 0$ and the first excited state belongs to the sector with $n = 1$. The Hamiltonian of the $n = 1$ sector is given by $H_{ij}^{(1)} = -(N - 2)\Gamma - J_{ij}$. Since J_{ij} are Gaussian random variables, the energy level distribution is given by that of the Gaussian orthogonal ensemble [21]. The energy levels distribute in a semicircle form and the lowest energy level is given by $E_1 = -(N - 2)\Gamma - 2J$. Neglecting the correlations between blocks with different n 's, we obtain the energy gap $\Delta \sim 2(\Gamma - J)$ and the degenerate point $\Gamma = J$.

The subleading corrections are calculated as follows. The ground state $n = 0$ is coupled to $N(N - 1)/2$ -levels in the sector $n = 2$ by random interactions J_{ij} . Up to second order in perturbation theory, we obtain in average,

$$E_0^{(2)} \sim -N\Gamma - \frac{\sum_{i<j}^N J_{ij}^2}{E_2^{(0)} - E_0^{(0)}} \sim -N\Gamma - \frac{J^2}{8\Gamma}(N - 1). \quad (3)$$

In the same way, the first excited state is directly coupled to the sector $n = 3$. The correction is roughly estimated as

$$E_1^{(2)} \sim -(N - 2)\Gamma - 2J - \frac{J^2}{8\Gamma}(N - 3). \quad (4)$$

As a result we have the energy gap

$$\Delta \sim 2(\Gamma - J) + \frac{J^2}{4\Gamma}, \quad (5)$$

and the degenerate point $\Gamma/J = (2 + \sqrt{2})/4 \sim 0.85$. Although the present analysis is based on a perturbative expansion and the degenerate point cannot be estimated exactly, it is probable to say that the averaged degenerate point does not coincide with the phase transition point around 1.5. On the other hand, a similar perturbative calculation was carried out for the transverse REM [22] and a good estimate of the phase transition point was obtained.

2.3. Numerical result of the energy gap

We estimate the energy gap by using the numerical calculation. The Hamiltonian of the size 2^N is diagonalized by using the Lanczos method and the average is taken over more than 20000 samples. The number of the site is taken to be $N = 8 - 22$. We note that for the SK model, the Hamiltonian commutes with $P = \prod_{i=1}^N \sigma_i^x$ and the matrix splits into two blocks. This allows us to diagonalize their two matrices separately. For the REM, we take the Derrida's original Hamiltonian for the random part and do not use the original Hamiltonian (1) with $p \rightarrow \infty$. The Gaussian random variables with the average $[E_i] = 0$ and the variance $[E_i^2] = NJ^2/2$ are produced 2^N times and are used for the diagonal part of the Hamiltonian in σ_z -basis.

In figure 1, we plot the averaged energy gap. For the SK model, the gap is an increasing function of Γ and becomes negligible at values smaller than $\Gamma/J \sim 0.6$. This result is consistent with the perturbative calculation. From this figure, we see that it is hard to identify a phase transition point around $\Gamma/J \sim 1.5$ even if the fluctuations are taken into account. On the other hand, the gap shows a complicated behavior for the REM. The averaged gap becomes minimum around the phase transition point and the fluctuations behave differently on both sides of the point. These results imply that it is possible to find a phase transition from the averaged energy gap for the REM, while it is hard for the SK model.

In order to see the difference more in detail, we show the energy gap distribution function in figure 2. For the SK model, we find long tails of the distribution function. It is hard to imagine that these fluctuations vanish at the thermodynamic limit and we expect a significant role of fluctuations. A more complicated behavior can be observed for the REM. A single peak is replaced by another one, which implies a discontinuous transition between two different states.

These analytical and numerical results show that for the SK model the fluctuations play a significant role and the averaged gap is not a useful quantity to describe the phase transition. Concerning the REM, the averaged gap is expected to be useful although the fluctuations are large as well. Therefore, it is important to understand where this difference comes from.

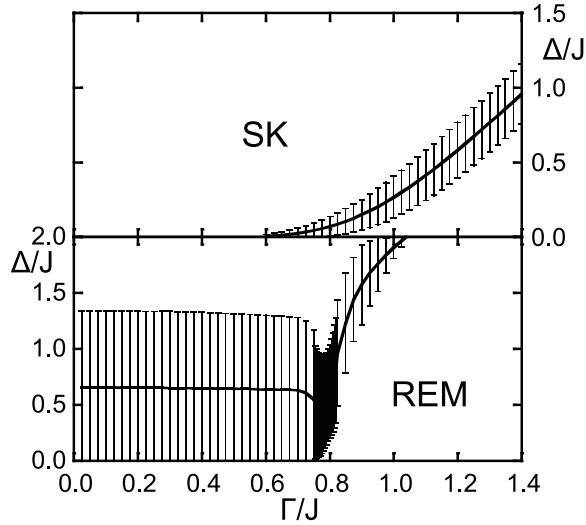


Figure 1. Averaged energy gap $\Delta = [E_1 - E_0]$ between the ground and first excited states for the SK model and REM with $N = 22$. The variance of the energy gap $\pm\sqrt{[(E_1 - E_0)^2] - \Delta^2}$ is denoted by the error bar.

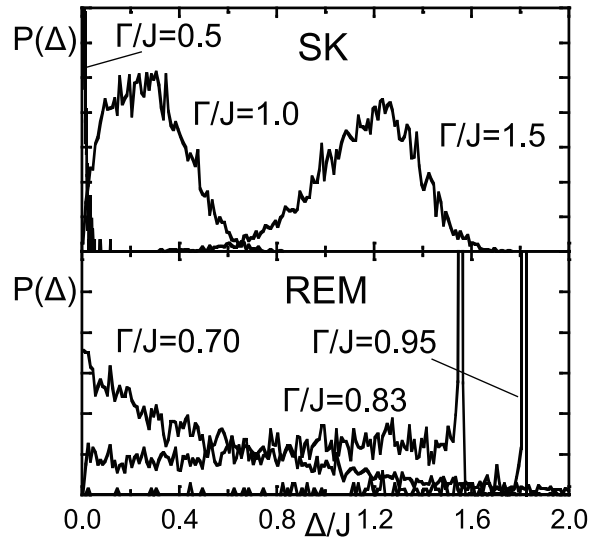


Figure 2. Gap distribution function for the SK model and REM with $N = 22$. For the REM, $\Gamma/J \sim 0.83$ corresponds to the phase transition point.

3. Susceptibility

In the standard theory of critical phenomena, phase transitions are identified by a singularity of response functions such as the magnetic susceptibility. In this section, we discuss the linear, spin-glass, and nonlinear susceptibilities. For our purpose to find a transition in terms of the energy gap, the spectral representation is useful and is discussed in detail.

3.1. Spectral representation

The magnetization of the system is given by the response of the longitudinal magnetic field h whose contribution to the Hamiltonian is given as $\hat{H} \rightarrow \hat{H} - h \sum_i \sigma_i^z$. We have

$$m = \frac{1}{N\beta} \frac{\partial}{\partial h} [\ln Z], \quad (6)$$

where $Z = \text{Tr} e^{-\beta \hat{H}}$ is the partition function and $\beta = 1/T$ is the inverse temperature. The magnetization can be expanded with respect to h as $m = \chi_1 h - \chi_{\text{nl}} h^3 + \dots$, which defines the linear (χ_1) and nonlinear (χ_{nl}) susceptibilities [23, 24].

Our analysis is based on the imaginary time formalism [8, 25]. The linear susceptibility is expressed as

$$\chi_1 = \frac{2}{N\beta} \sum_{i,j=1}^N \int_0^\beta d\tau \int_0^\tau d\tau' \left[\frac{1}{Z} \text{Tr} e^{-\beta \hat{H}} \sigma_i^z(\tau) \sigma_j^z(\tau') \right] - \beta q, \quad (7)$$

where $\sigma_i^z(\tau) = e^{\hat{H}\tau} \sigma_i^z e^{-\hat{H}\tau}$, τ is the imaginary time running from 0 to β , and q is the spin-glass order parameter. Inserting the completeness relation of eigenstates of the Hamiltonian, we obtain that the first term of the right hand side of equation (7) is equal to

$$\frac{\beta}{N} \left[\frac{1}{Z} \sum_{mn(E_m=E_n)} e^{-\beta E_n} |\langle n | \sum_i \sigma_i^z | m \rangle|^2 \right] + \frac{2}{N} \left[\frac{1}{Z} \sum_{mn(E_m \neq E_n)} \frac{e^{-\beta E_n}}{E_m - E_n} |\langle n | \sum_i \sigma_i^z | m \rangle|^2 \right], \quad (8)$$

where $|n\rangle$ is an eigenstate with the energy E_n . The first term comes from degenerate states and the second from nondegenerate ones. The first term is equal to the static part $\omega = 0$ of the spectral function

$$\chi(\omega) = \frac{1}{N} \left[\frac{1}{Z} \sum_{nm} \delta(\omega - E_m + E_n) e^{-\beta E_n} |\langle n | \sum_i \sigma_i^z | m \rangle|^2 \right]. \quad (9)$$

For the static part $\chi = \chi(\omega = 0)$, the energy is conserved through a virtual process in imaginary time and a classical treatment is possible. Then, the linear susceptibility is expressed by a sum of classical and quantum parts. The classical part $\chi_1^{(c)}$ is equal to $\beta(\chi - q)$ and can be treated by the static approximation. It corresponds to the linear susceptibility for the classical system given by $\chi_1 = \beta(1 - q)$ [2]. On the other hand, the quantum part is expressed as the second term of equation (8). At the zero temperature limit, we assume that the ground state $|0\rangle$ with the energy E_0 is nondegenerate and obtain for the quantum part

$$\chi_1^{(q)} = \frac{2}{N} \left[\sum_{n \neq 0} \frac{|\langle 0 | \sum_i \sigma_i^z | n \rangle|^2}{E_n - E_0} \right]. \quad (10)$$

In the same way, the quantum part of the nonlinear susceptibility is given by

$$\begin{aligned} \chi_{\text{nl}}^{(q)} = & \frac{4}{N} \left[\sum_{n,m \neq 0} \frac{|\langle 0 | \sum_i \sigma_i^z | n \rangle|^2 |\langle 0 | \sum_j \sigma_j^z | m \rangle|^2}{(E_n - E_0)(E_m - E_0)^2} \right] \\ & - \frac{4}{N} \left[\sum_{n,n',n'' \neq 0} \frac{\langle 0 | \sum_i \sigma_i^z | n \rangle \langle n | \sum_j \sigma_j^z | n' \rangle \langle n' | \sum_k \sigma_k^z | n'' \rangle \langle n'' | \sum_l \sigma_l^z | 0 \rangle}{(E_n - E_0)(E_{n'} - E_0)(E_{n''} - E_0)} \right]. \quad (11) \end{aligned}$$

In classical spin-glass systems, the nonlinear susceptibility is an important quantity since it is related directly to the spin-glass susceptibility χ_{sg} as $\chi_{\text{nl}} = \beta(\chi_{\text{sg}} - 2\beta^2/3)$. A spin-glass transition which is characterized by the divergence of χ_{sg} can be observed directly by χ_{nl} . However, in the present case, the quantum part of the spin-glass susceptibility is given by

$$\chi_{\text{sg}}^{(q)} = \frac{4}{N} \left[\left(\sum_{n \neq 0} \frac{|\langle 0 | \sum_i \sigma_i^z | n \rangle|^2}{E_n - E_0} \right)^2 \right]. \quad (12)$$

$\chi_{\text{nl}}^{(q)}$ and $\chi_{\text{sg}}^{(q)}$ behave differently and there is no direct relation between them. The spin-glass susceptibility is not equivalent to the nonlinear susceptibility, which is a crucial difference from the classical system.

If the transition is of quantum nature, the singularity comes from the quantum part. We see from above expressions that the three susceptibilities are divergent when the gap between the ground and first excited states collapses into zero. This is understood as the standard mechanism of a quantum phase transition as we mention in section 1. However, in random systems, the gap vanishing point fluctuates from sample to sample. If the fluctuation is small, the transition point can be given by the averaged gap vanishing point. But, as we see in section 2, the fluctuation is not negligible and the vanishing point does not coincide with the transition point reported in previous studies. If the gap distribution function behaves in a power-law form $P(\Delta) \sim \Delta^k$, we can find that three susceptibilities diverge at different points. Since χ_1 , χ_{sg} , and χ_{nl} are roughly proportional to the gap as $1/\Delta^{1,2,3}$ respectively, they diverge at $k = 0, 1, 2$ respectively. We note that this behavior is specific to random and quantum systems. The quantum nature is necessary to obtain the spectral representations and a power-law distribution of the gap can be obtained only for random systems.

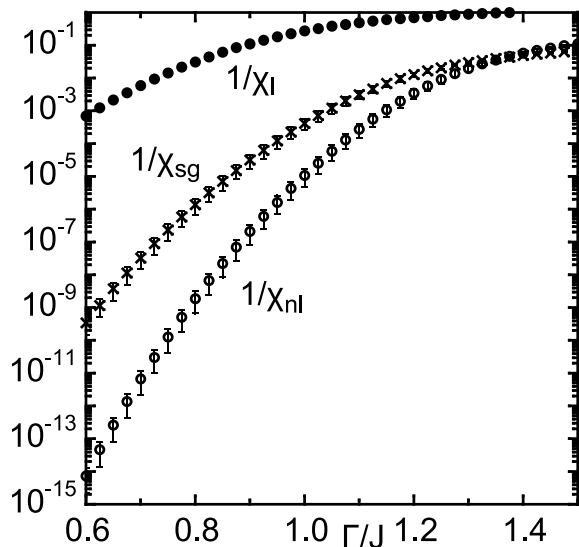


Figure 3. Inverse susceptibilities (quantum part) for the SK model with $N = 18$.

3.2. Numerical result

In order to see whether the above scenario holds, we analyze numerically the spectral representation of the susceptibilities. In figure 3, we plot the quantum part of χ_l , χ_{sg} , and χ_{nl} for the SK model. They become very large at small transverse fields and there is a relevant difference between $\chi_{sg}^{(q)}$ and $\chi_{nl}^{(q)}$, which support our expectation. We also plot the cumulative distribution function of the energy gap in figure 4. The size dependence of the function implies that the power-law persists in the thermodynamic limit.

We also plot the distribution function of the susceptibilities in figure 5. The distribution function $P(\chi)$ shows a power-law dependence at large- χ as $P(\chi) \sim \chi^{-s-1}$. In this form of the distribution function, the averaged susceptibility diverges when $s < 1$. We analyze the distribution functions for each of the susceptibilities and find that the divergent point can be different with each other, which is consistent with the analysis of the gap distribution. Although our system size is not so large enough to give a reliable extrapolation value, our result of the spin-glass transition, identified by the divergence of χ_{sg} , supports the results in [15, 16, 17, 18, 19, 20]. Previous studies did not pay any attention to the difference between the spin-glass and nonlinear susceptibilities and it may be worth reconsidering the results more carefully.

We note that the present numerical analysis is only for the quantum part. To find an observable physical value of susceptibilities, we must include the classical part. The classical part of the susceptibilities can be analyzed by the static approximation. For the linear susceptibility, $\chi_l^{(c)} = \beta(\chi - q)$ only gives a cusp and does not show any strong singularity. The classical nonlinear and spin-glass susceptibilities can be divergent and we must study closely which part between the classical and quantum parts is important. It can be considered that the classical part is important at the spin-glass phase and the quantum part is dominant at the paramagnetic phase. We treat a related problem in the next section and a detailed study is presented elsewhere.

3.3. Effect of higher excited states

Up to here, our attention has been paid to the gap between the ground and first excited states. The spin-glass system has a complicated ground state which is described by a replica-symmetry-

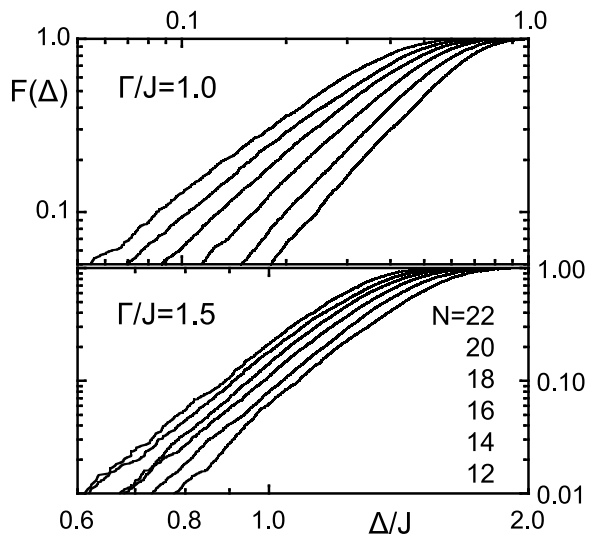


Figure 4. The cumulative distribution function of the energy gap $F(\Delta) = \int_0^\Delta d\Delta' P(\Delta')$ ($N = 12, 14, 16, 18, 20$, and 22 from below to above) for the SK model.

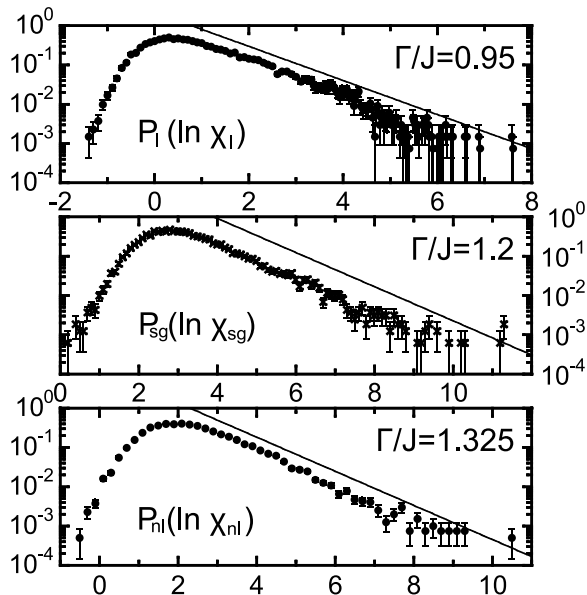


Figure 5. Susceptibility distribution functions for the SK model with $N = 18$. The straight lines are $P(\chi) \sim 1/\chi^2$.

broken order parameter, and it might be natural to expect that at the transition point a vast amount of degeneracy occurs at the same time. In order to see effects of higher order excited states, we plot the spectral function (9) for the SK model in figure 6. For large- Γ , the function was analytically calculated as [26]

$$\chi(\omega) = \frac{\sqrt{4J^2 - (\omega - 2\Gamma)^2}}{2\pi J^2} \theta(2J - |\omega - 2\Gamma|). \quad (13)$$

In this case, the contribution from the first excited state cannot be distinguished from those of other states. This property drastically changes when Γ is small. We see that a single peak from the first excited states is separated from other contributions and plays a dominant role for the phase transition. Actually, when the transverse field is absent, we have a symmetry that the Hamiltonian is unchanged under the gauge transformation $\sigma_i^z \rightarrow -\sigma_i^z$. As a result, the energy level is doubly degenerate in the classical limit. Thus, for the present model, the first excited state plays a dominant role for the phase transition.

This result implies that the second term of the right hand side of equation (11) gives a subleading correction since the expression includes matrix elements of higher order excited states ($|n'\rangle$). Numerically we confirm that this term is not important to find a divergent point, which makes numerical calculations easier.

4. Localization of state

In the previous section, we have treated the SK model only. The spectral representation is a general relation and is independent of the explicit form of the Hamiltonian. However, it is evident from the known exact solution that the above scenario cannot be applied to the REM. Actually the classical treatment is justified for the REM and the quantum part of the susceptibility does not give any significant contributions. This can be understood by examining the inverse

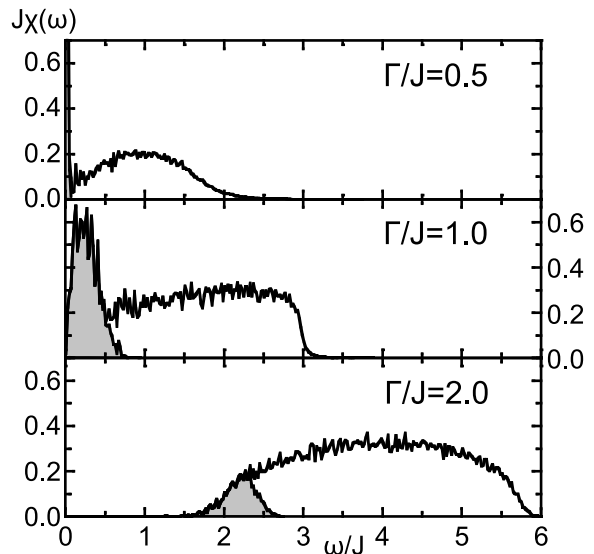


Figure 6. Spectral function $\chi(\omega)$ for the SK model ($N = 20$). The shaded parts are contributions from the first excited state.

participation ratio (IPR) defined as

$$I = \sum_n |\langle n | \sigma_i^z | 0 \rangle|^4. \quad (14)$$

This function describe how many states are included in the state $\sigma_i^z | 0 \rangle = \sum_{n=1}^M c_n | n \rangle$. If it includes M -states, $c_n \sim 1/\sqrt{M}$ and we obtain $I \sim 1/M$. Thus this function is a useful quantity to see whether the state is localized in eigenstate space [27].

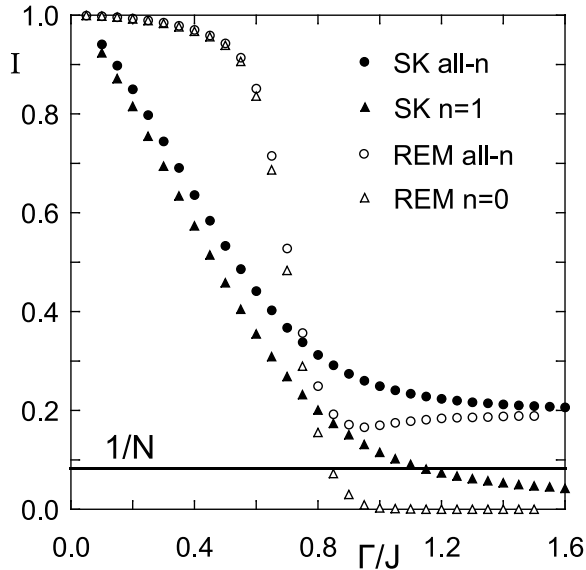


Figure 7. Inverse participation ratio ($N=12$). The summation over n in equation (14) is restricted to $n = 0(1)$ for a plot with caption $n = 0(1)$.

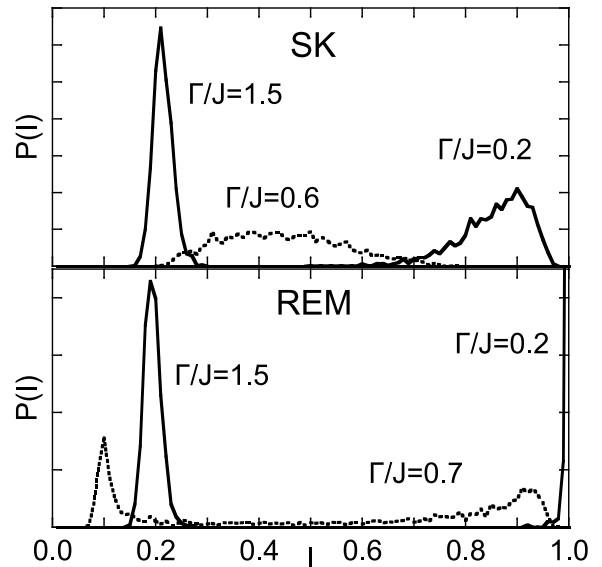


Figure 8. Distribution function of the inverse participation ratio ($N=12$).

In figure 7, we plot the averaged IPR for both models and find a significant difference between them. For the SK model, the IPR decreases uniformly from 1 to $1/N$ as a function of Γ . This behavior reflects the fact that the gauge symmetry is important at small- Γ and, at large- Γ , the one spin flip changes the ground state to the sector $n = 1$ with N -levels. $\sigma_i^z | 0 \rangle$ mainly consists of the first excited state. There is no such symmetry for the REM and the IPR becomes minimum around the phase transition point. At large- Γ the IPR gradually approaches to unity. $\sigma_i^z | 0 \rangle$ almost stays in the ground state $| 0 \rangle$ and the excitations to the higher energy levels are small. This result shows that the quantum fluctuation effect can be negligible for the REM. This is the reason why the discussion in the previous section cannot be applied to the REM. The state of the system is determined by the ground state.

We also find for the IPR distribution function in figure 8 that the IPR is always larger than $1/N$. This shows that all states 2^N do not contribute to determine the state of the system, which may allow us to construct a reduced effective model. As in the energy gap distribution, a double peak structure is observed for the REM, while it is not for the SK model.

5. Quantum Griffiths singularity

The power-law distribution of the susceptibility was also found in finite-dimensional systems [28, 29, 30, 31, 32, 33]. In two and three dimensional systems, the nonlinear susceptibility diverges at a point of Γ which is larger than the phase transition point. This was understood

the Griffiths singularity effect [34, 35]. Rare configurations of ordered clusters in a disordered state give a singular contribution to the susceptibility. A similar effect is known in disordered electron systems as anomalously localized states [36].

Since the origin of the singularity comes from ordered clusters in spatial dimensions, this effect should be absent in the present infinite-ranged models. The authors in [29, 30, 32, 33] called this mechanism as the quantum Griffiths singularity. However, the essential mechanism is the same as the classical one. The quantum nature is relevant for how this mechanism is related to physical quantities.

Our finding is that, even for infinite-ranged systems, a similar power-law behavior can be observed for the susceptibility distribution. We cannot attribute this behavior to the ordered clusters as in the finite dimensional case. The effect must be a purely quantum mechanical one which can be expressed by fluctuations in imaginary time. Therefore, it is natural to expect that ordered clusters are formed in the imaginary time direction. Compared to the spatial dimension, the crucial difference is that there is no disorder in this direction. Theoretically, the imaginary time correlation arises only when the ensemble average is carried out for the free energy, which implies that the present Griffiths-like effect can be obtained for random quantum systems. The randomness induces quantum fluctuations, which allows a formation of ordered clusters. If we accept this scenario, it is not difficult to obtain a power-law form of the gap distribution function. Referred to the classical Griffiths mechanism [8], we expect an exponentially small gap $\Delta \sim \Delta_0 e^{-c\tau/(k+1)}$ in τ is formed with a very small probability $e^{-c\tau}$, where Δ_0 , k , and c are some constants. Summing over τ , we obtain

$$P(\Delta) \sim \int d\tau e^{-c\tau} \delta\left(\Delta - \Delta_0 e^{-\frac{c}{k+1}\tau}\right) \sim \Delta^k. \quad (15)$$

Since $0 \leq \tau \leq \beta$, the power law can be obtained only for large- β . This feature is consistent with our expectation that the present effect is a purely quantum one and becomes important at low temperatures.

This mechanism is not specific to the present infinite-ranged models and the finite dimensional systems can share the same property. For the finite dimensional systems, the classical and quantum Griffiths singularities appear at the same time. They must be treated in a different way and their contributions to physical quantities are expected to be different. It is an important issue to be clarified in future studies.

6. Conclusions

In conclusion, we have discussed quantum spin-glass phase transitions in terms of the energy gap. We found for the transverse SK model that the gap distribution shows a power-law behavior near the origin. As a result, depending on its exponent, the linear, spin-glass, and nonlinear susceptibilities diverge at different points. On the other hand, the transverse REM does not show such behavior. Although the gap distribution shows a broad form, the state of the system can be described by the ground state and the classical treatment is justified for the REM. The difference can be understood by the symmetry of the system. The role of symmetry can be more closely studied by generalizing the model (1) to arbitrary- p . Details are presented elsewhere.

The present results are considered a universal feature that can be seen in broad random quantum systems since the mechanism of the quantum fluctuation effects induced by disorder is independent of the details of the Hamiltonian. Our result for the SK model shows that the self-averaging property does not hold at zero temperature and the quantum phase transition is determined by rare configurations of disorder. Random quantum systems can be totally different from classical thermodynamic systems. In order to reveal such properties, we consider that the present approach is useful and can be a supplement to the dynamical mean field theory as discussed in [17, 20]. Work in this direction is under progress and we hope that such universal properties are clarified in near future.

Acknowledgments

We are grateful to K. Takeda for useful discussions and comments. Y.M. acknowledges support from the Japan Society for the Promotion of Science.

References

- [1] Mézard M, Parisi G, and Virasoro M A 1987 *Spin Glass Theory and Beyond* (Singapore: World Scientific)
- [2] Fischer K H and Hertz J A 1991 *Spin Glasses* (Cambridge: Cambridge University Press)
- [3] Nishimori H 2001 *Statistical Physics of Spin Glasses and Information Processing: An Introduction* (Oxford: Oxford University Press)
- [4] Bray A J and Moore M A 1980 J. Phys. C **13** L655
- [5] Finnila A B, Gomez M A, Sebenik C, Stenson C, and Doll J D 1994 Chem. Phys. Lett. **219** 343
- [6] Kadowaki T and Nishimori H 1998 Phys. Rev. E **58** 5355
- [7] Farhi E, Goldstone J, Gutmann S, Lapan J, Lundgren A, and Preda D 2001 Science **292** 472
- [8] Sachdev S 1999 *Quantum Phase Transitions* (Cambridge: Cambridge University Press)
- [9] Takahashi K and Matsuda Y 2010 J. Phys. Soc. Jpn. **79** 043712
- [10] Sherrington D and Kirkpatrick S 1975 Phys. Rev. Lett. **35** 1792
- [11] Derrida B 1980 Phys. Rev. Lett. **45** 79
- [12] Goldschmidt Y Y 1990 Phys. Rev. B **41** 4858
- [13] Usadel K D 1986 Solid State Commun. **58** 629
- [14] Thirumalai D, Li Q, and Kirkpatrick T R 1989 J. Phys. A **22** 3339
- [15] Yamamoto T and Ishii H 1987 J. Phys. C **20** 6053
- [16] Goldschmidt Y Y and Lai P Y 1990 Phys. Rev. Lett. **64** 2467
- [17] Miller J and Huse D A 1993 Phys. Rev. Lett. **70** 3147
- [18] Arrachea L and Rozenberg M J 2001 Phys. Rev. Lett. **86** 5172
- [19] Arrachea L, Dalidovich D, Dobrosavljević V, and Rozenberg M J 2004 Phys. Rev. B **69** 064419
- [20] Takahashi K 2007 Phys. Rev. B **76** 184422
- [21] Mehta M L 2004 *Random Matrices* 3rd ed. (Academic Press)
- [22] Jörg T, Krzakala F, Kurchan J, and Maggs A C 2008 Phys. Rev. Lett. **101** 147204
- [23] Chalupa J 1977 Solid State Commun. **22** 315
- [24] Suzuki M 1977 Prog. Theor. Phys. **58** 1151
- [25] Negele J W and Orland H 1988 *Quantum Many-Particle Systems* (Addison-Wesley)
- [26] Takahashi K and Takeda K 2008 Phys. Rev. B **78** 174415
- [27] Wegner F 1980 Z. Phys. B **36** 209
- [28] Fisher D S 1992 Phys. Rev. Lett. **69** 534
- [29] Guo M, Bhatt R N, and Huse D A 1994 Phys. Rev. Lett. **72** 4137
- [30] Rieger H and Young A P 1994 Phys. Rev. Lett. **72** 4141
- [31] Fisher D S 1995 Phys. Rev. B **51** 6411
- [32] Rieger H and Young A P 1996 Phys. Rev. B **54** 3328
- [33] Guo M, Bhatt R N, and Huse D A 1996 Phys. Rev. B **54** 3336
- [34] Griffiths R B 1969 Phys. Rev. Lett. **23** 17
- [35] McCoy B M 1969 Phys. Rev. Lett. **23** 383
- [36] Altshuler B L, Kravtsov V E, and Lerner I V 1987 Pisma Zh. Eksp. Teor. Fiz. **45** 160 [1987 JETP Lett. **45** 199]