

Braiding of anyonic quasiparticles in the charge transfer statistics of symmetric fractional edge-state Mach-Zehnder interferometer

Vadim V. Ponomarenko

Center of Physics, University of Minho, Campus Gualtar, 4710-057 Braga, Portugal

Dmitri V. Averin

Department of Physics and Astronomy, University of Stony Brook, SUNY, Stony Brook, NY 11794

(Dated: December 2, 2018)

We have studied the zero-temperature statistics of the charge transfer between the two edges of Quantum Hall liquids of, in general, different filling factors, $\nu_{0,1} = 1/(2m_{0,1} + 1)$, with $m_0 \geq m_1 \geq 0$, forming Mach-Zehnder interferometer. General expression for the cumulant generating function in the large-time limit is obtained for symmetric interferometer with equal propagation times along the two edges between the contacts and constant bias voltage. The low-voltage limit of the generating function can be interpreted in terms of the regular Poisson process of electron tunneling, while its leading large-voltage asymptotics is proven to coincide with the solution of kinetic equation describing quasiparticle transitions between the m states of the interferometer with different effective flux through it, where $m \equiv 1 + m_0 + m_1$. For $m > 1$, this dynamics reflects both the fractional charge e/m and the fractional statistical angle π/m of the tunneling quasiparticles. Explicit expressions for the second (shot noise) and third cumulants are obtained, and their voltage dependence is analyzed.

PACS numbers: 73.43.Jn, 71.10.Pm, 73.23.Ad

I. INTRODUCTION

Electronic Mach-Zehnder interferometer (MZI) [1–3] can be realized with the edge states of the Quantum Hall liquids (QHLs). Together with the quantum antidots [4, 5], MZIs in the regime of the Fractional Quantum Hall effect (FQHE) are expected [6–8] to be useful for observation of the fractional statistics of FQHE quasiparticles. In contrast to fractional quasiparticle charge, which has been confirmed in several experiments [4, 9, 10], there is no commonly accepted observation of anyonic statistics of the quasiparticles, which remains a challenging experimental problem. Currently, this problem attracts interest in the context of solid-state quantum computation, since individual manipulation of anyonic quasiparticles involving their braiding provides an interesting possible basis for implementation of the quantum information processing [11–13]. However, in typical interferometer-based experimental set-up the quasiparticles emerge as a continuum of gapless edge excitations that should be described by a 1D field theory [14]. Individual quasiparticles can be realized in this theory only asymptotically in a special limit. In the fractional edge-states MZI, such a limit occurs at *large* voltages, when the system is characterized by the Hamiltonian dual to the Hamiltonian of the initial electron tunneling model of the MZI. The latter is perturbative in electron tunneling at low voltages, and is much better defined, since weak electron tunneling is probably the most basic process in solid-state physics.

In the dual description derived from the electronic model by the instanton technique [8, 15], MZI acquires $m = m_0 + m_1 + 1$ different quantum states which differ by the effective flux Φ through it. This flux contains, in addition to the external flux Φ_{ex} , a statistical contribution earlier also found [16] for the antidots. The tunneling

of each quasiparticle changes this effective flux by $\pm\Phi_0$ and therefore switches the MZI from one flux state into another. Since quasiparticle also carries the charge e/m , the change of flux by $\pm\Phi_0$ results in the change of the interference phase for the quasiparticles by $2\pi/m$ and the corresponding change of the rate of coherent tunneling through the interferometer. Summation over the m flux states in calculation of the physical quantities restores Φ_0 periodicity of their Φ_{ex} dependence. At low voltages, this periodicity is guaranteed by Φ_0 periodicity of the electron tunneling amplitude.

In this work, we follow the approach to the MZI that allows us to obtain the uniform description of its transport properties in both regimes of electron and quasiparticle tunneling. We consider the standard MZI geometry (Fig. 1) with two tunneling contacts between the two effectively parallel edges of QHLs, but allow for, in general, different filling factors, $\nu_{0,1} = 1/(2m_{0,1} + 1)$, with $m_0 \geq m_1 \geq 0$, of these edges. In the symmetric case of equal propagation times along the two edges between the contacts, the corresponding 1D field theory permits an exact Bethe ansatz solution [8]. Making use of this solution, we calculate the zero-temperature full counting statistics [17] of the charge transferred between the two edges forming MZI. The transferred charge distribution is shown to reflect the anyonic braiding statistics of the tunneling quasiparticles, and decomposition of electrons into quasiparticles with increase of voltage.

The paper is organized as follows. In Section 2 we introduce the model of symmetric MZI and its Bethe ansatz solution. In Section 3, we use this solution to derive the general expression for the generating function $P(\xi)$ of the distribution of the transferred charge. The method employed in this calculation generalizes to the MZI transport through two point contacts the method

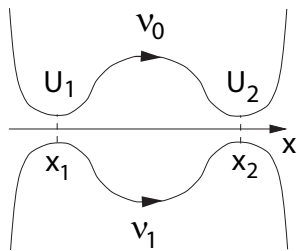


FIG. 1: Mach-Zehnder interferometer considered in this work: two point contacts with tunneling amplitudes U_j formed at points x_j , $j = 1, 2$ between two co-propagating edges of QHLs with different filling factors ν_0 and ν_1 . The edges are assumed to support one bosonic mode each, with arrows indicating direction of propagation of these modes.

developed earlier by Saleur and Weiss [18] for a single point contact. The charge transfer statistics found for one contact [18] demonstrated fractionalization of electron charges with increasing bias voltage across the contact. In the case of MZI, one can expect that in addition to charge fractionalization, braiding properties of anyonic quasiparticles should emerge in the charge transfer statistics. To see this, we analyze our result for the transfer statistics in different regimes. We find that the logarithm of the generating function separates into two parts, which for very different absolute values of the electron tunneling amplitudes in the two contacts, $U_2/U_1 \gg 1$, become identical with the cumulant-generating functions of the two separate contacts. In general, however, each “single-contact” term accounts also for the interference between the contacts. At low voltages, these single-contact terms are combined in such a way that the charge transfer occurs only in electron units, with the low-voltage asymptotic describing the regular Poisson distribution of tunneling electrons. In Section 4, we develop analogous qualitative interpretation of the large-voltage asymptotics of the Bethe ansatz result for the generating function. The interpretation is based on the m -state model of the quasiparticle tunneling described above. Following the method of Ref. 22, the cumulant-generating function is calculated from the kinetic equation governing the quasiparticle transitions in the basis of the m flux states. Direct comparison of this generating function with the leading asymptotics of the Bethe ansatz result reveals their coincidence under a special choice of m quasiparticle interference phases which are found as $\phi_l = (\kappa + (m-1)\pi + 2\pi l)/m$, where $l = 0, \dots, m-1$ numbers the flux states of the interferometer. The l -dependent, statistical, part of these phases agrees with the expected anyonic statistics of the quasiparticles, while the common phase is given by the electron interference phase κ with an additional phase shift π/m for even m . The equivalence of the two distributions in the large-voltage limit proves that the Bethe ansatz construction we implemented indeed describes the statistical transmutation of the effective flux through the

MZI. In Section 5, we use the obtained generating function to find the first three cumulants of the transferred charge distribution. We study, in particular, the voltage dependence of the first and the second cumulants proportional to the average current and the shot noise, respectively. The ratio of the two, the Fano factor, is an experimentally observable [9, 10] characteristics of the electron-quasiparticles decomposition. Finally, we consider the third cumulant, which determines the asymmetry of the transferred charge distribution around average. In Section 6, we look at the special case $m = 2$ which allows to obtain these cumulants in terms of elementary functions for arbitrary voltages. The results of this work are summarized in the Conclusion.

II. MODEL OF THE SYMMETRIC MACH-ZEHNDER INTERFEROMETER AND ITS BETHE-ANSATZ SOLUTION

We start our discussion with the electronic model of MZI (Fig. 1) formed by two single-mode edges with filling factors $\nu_l = 1/(2m_l + 1)$, $l = 0, 1$. Electron operator ψ_l of the edge l is expressed using the standard bosonization approach [14] as

$$\psi_l = (D/2\pi\nu_l)^{1/2} \xi_l e^{i[\phi_l(x,t)/\sqrt{\nu_l} + k_l x]}.$$

Here ϕ_l are the two chiral bosonic modes propagating in the same direction (to the right in Fig. 1), which satisfy the usual equal-time commutation relations $[\phi_l(x), \phi_p(0)] = i\pi \text{sgn}(x) \delta_{lp}$. The Majorana fermions ξ_l account for the mutual statistics of electrons in different edges, and D is a common energy cut-off of the edge modes. The Fermi momenta k_l correspond to the average electron density in the edges, while the operators of the density fluctuations are: $\rho_l(x, \tau) = (\sqrt{\nu_l}/2\pi) \partial_x \phi_l(x, \tau)$.

In the symmetric case of equal times of excitation propagation between the contacts along the two edges, the two combinations of the bosonic operators ϕ_l that enter the electron tunneling terms of the two contacts can be expressed as the values at points $x_{1,2}$ of the same right-propagating chiral bosonic field:

$$\phi_-(x) = \frac{\sqrt{\nu_1}\phi_0 - \sqrt{\nu_0}\phi_1}{\sqrt{\nu_0 + \nu_1}}. \quad (1)$$

The Lagrangian describing electron tunneling in the two contacts can then be written as:

$$\mathcal{L}_t = \sum_{j=1,2} (DU_j/\pi) \cos[\lambda\phi_-(x_j) + \kappa_j], \quad (2)$$

where U_j and κ_j are the absolute values and the phases of the dimensionless tunneling amplitudes. The products of the Majorana fermions $\xi_1\xi_2$ were omitted from the Lagrangian (2), since they cancel out in each perturbative order due to charge conservation. The phases κ_j include contributions from the external magnetic flux Φ_{ex} and

from the average electron numbers $N_{0,1}$ on the two sides of the interferometer:

$$\kappa_2 - \kappa_1 = 2\pi[(\Phi_{ex}/\Phi_0) + (N_0/\nu_0) - (N_1/\nu_1)] + \text{const} \equiv -\kappa.$$

The factor $\lambda = \sqrt{2m}$ in the Lagrangian (2) follows from the normalization of the bosonic field ϕ_- , which in the absence of tunneling is a free right-propagating chiral field. This field undergoes successive scattering at the two contacts by the tunneling terms of the Lagrangian. The scattering breaks the charge conservation and therefore creates tunneling current. The applied voltage can be introduced at first as a shift of the incoming field of one of the edges: $\phi_0 - \sqrt{\nu_0}Vt$. As one can see from Eqs. (1), such a shift translates into the shift of the tunneling field $\phi_- - Vt/\lambda$.

The thermodynamic Bethe ansatz solution of the tunneling model was developed [19] for a single-point tunneling contact with $\lambda^2 = 2m$ by application of one-particle boundary S -matrices [20] to a distribution of the bosonic field excitations (kinks, antikinks, and breathers) introduced through the massless limit of the "bulk" sine-Gordon model. This solution was generalized [8] to the two tunneling contacts relevant for the MZI problem by successive application of two boundary S -matrices to the same distribution of the excitations of the model. For the charge transport, only the kink-antikink (and vice versa) transitions are important, and their boundary S -matrices are written as

$$S_{j,k}^{\pm\pm} = \frac{(ak/T_{jB})^{m-1} e^{i\alpha_k}}{1 + i(ak/T_{jB})^{m-1}}, S_{j,k}^{-+} = \frac{e^{i(\alpha_k - \kappa_j)}}{1 + i(ak/T_{jB})^{m-1}}. \quad (3)$$

Here the standard energy scales T_{jB} , $j = 1, 2$, are used to characterize the tunneling strength at the individual contacts, and

$$a = v \frac{2\sqrt{\pi}\Gamma(1/[2(1-\nu)])}{\nu\Gamma(\nu/[2(1-\nu)])}.$$

The explicit relation between the energy scales T_{jB} and electron tunneling amplitudes is given below.

III. CUMULANT-GENERATING FUNCTION FOR THE CHARGE TRANSFER DISTRIBUTION

At zero temperature, dynamics of the liquid should be described with only one type of quasiparticles, e.g., kinks, which fill out all available states with the "bulk" distribution $\rho(k)$, with k being the quasiparticle momentum, up to some limiting momentum A defined by the applied voltage. Each momentum- k quasiparticle undergoes successive scattering at the two tunneling contacts independently of other quasiparticles. The overall scattering process is described by the product of the two boundary S -matrices given by Eq. (3). Our goal is to find the cumulant-generating function $\ln P(\xi)$ of the charge transfer between the two branches of the interferometer,

which is defined, as usual, as the logarithm of the Fourier transform of the probability distribution function of the transferred charge. We measure the charge in units of the elementary electron charge by setting $e = 1$. The independence of the scattering events of quasiparticles with different momenta implies then that $\ln P(\xi)$ can be found as a sum of logarithm of the generating functions of individual momentum states, and its long-time asymptotics is

$$\ln P(\xi) = t \int_0^A dk \rho(k) \ln p(k, \xi). \quad (4)$$

The generating function of one state with momentum k

$$p(k, \xi) = 1 + \tau_C(k)(e^{i\xi} - 1) \quad (5)$$

is defined by the total transition probability $\tau_C(k)$ of the momentum- k kink into antikink. Taking the product of the scattering matrices of the two contacts to find the total scattering matrix $\hat{S}_2\hat{S}_1$, and using the parametrization of the contact tunneling strengths as $(T_{jB}/a)^2 \equiv \exp\{\theta_j/(m-1)\}$, we can write the probability $\tau_C(k)$ from the corresponding matrix element of $\hat{S}_2\hat{S}_1$ as

$$\tau_C(k) = |(\hat{S}_2\hat{S}_1)^{-,+}|^2 = B(\tau(\theta_2, k) - \tau(\theta_1, k)). \quad (6)$$

Here $\tau(\theta_j, k)$ are the transition probabilities in the individual point contacts:

$$\tau(\theta_j, k) = |\hat{S}_j^{-,+}|^2 = [1 + k^{2(m-1)} e^{-\theta_j}]^{-1}, \quad (7)$$

and the factor B characterizes interference between the two contacts:

$$B(T_{jB}, \kappa) = \frac{|T_{1B}^{m-1} + T_{2B}^{m-1} e^{i\kappa}|^2}{T_{2B}^{2(m-1)} - T_{1B}^{2(m-1)}}. \quad (8)$$

Without a loss of generality, we assume below a specific relation between the tunneling strength parameters of the two contacts, $\theta_2 \geq \theta_1$, and write them as $\theta_{1,2} = \bar{\theta} \mp \Delta\theta_0$, with $\Delta\theta_0 \geq 0$.

The aim of our subsequent derivation is to find the cumulant-generating function $\ln P(\xi)$ in terms of the two generating functions $\ln P_S$ for charge transfer in an individual point contact that was found from the Bethe ansatz solution by Saleur and Weiss [18]. This derivation does not need the explicit expressions for $\rho(k)$ and A which can be found in [19]. Following the approach for one contact, we first relate $\ln P(\xi)$ in Eq. (4) to the effective tunneling current. To do this, we introduce the generalized tunneling probability $\tau_C(u, k)$:

$$\tau_C(u, k) \equiv [1 + (\tau_C^{-1}(k) - 1)e^{-u}]^{-1}. \quad (9)$$

which is the solution of the following differential equation in the new parameter u :

$$\partial_u \tau_C(u, k) = (1 - \tau_C(u, k))\tau_C(u, k) \quad (10)$$

that satisfies the initial condition $\tau_C(u, k)|_{u=0} = \tau_C(k)$. One can extend Eq. (5) for p to include the parameter u through the substitution $\tau_C(k) \rightarrow \tau_C(u, k)$. Equation (9) shows then that the logarithm of p extended this way can be expressed as

$$\ln p = \ln[1 + \tau_C(k)(e^{u+z} - 1)] \Big|_{z=0}^{z=i\xi}. \quad (11)$$

Calculating the derivatives of Eq. (11) with respect to u and ξ , and using Eqs. (9), one can see that

$$-i\partial_\xi \ln p = \partial_u \ln p + \tau_C(u, k) = \tau_C(u + i\xi, k). \quad (12)$$

Combining Eq. (12) with (4) in which p is extended to include the parameter u , one sees that the cumulant-generating function satisfies the following relation

$$\partial_{i\xi} \ln P(u, \xi)/t = \int_0^A dk \rho(k) \tau_C(u + i\xi, k) \equiv I(u + i\xi, V), \quad (13)$$

which expresses it through the total tunneling current $I(u, V)$ in the two contacts that is defined by the generalized tunneling probability $\tau_C(u, k)$.

As the next step, one substitutes Eq. (6) into (9) and casts the total tunneling probability $\tau_C(u, k)$ into the following form

$$\tau_C(u, k) = B \frac{e^u \sinh \Delta\theta_0}{\sinh \Delta\theta(u)} \sum \pm \tau(\bar{\theta} \pm \Delta\theta(u, k)), \quad (14)$$

where $\Delta\theta(u)$ is defined by the conditions that

$$\cosh \Delta\theta(u) = \cosh \Delta\theta_0 + B(e^u - 1) \sinh \Delta\theta_0, \quad (15)$$

and $\Delta\theta(u) > 0$. Differentiation of Eq. (15) shows that the coefficient in Eq. (14) in front of the sum can be written as the derivative of $\Delta\theta(u)$:

$$\partial_u \Delta\theta(u) = B \frac{e^u \sinh \Delta\theta_0}{\sinh \Delta\theta(u)}. \quad (16)$$

Using Eqs. (14) and (16) in the definition of the tunneling current $I(u, V)$ (13) we obtain an important relation

$$I(u, V) = \partial_u \Delta\theta(u) \sum_{\pm} \pm I_{1/m}(\bar{\theta} \mp \Delta\theta(u), V), \quad (17)$$

which expresses the derivative of the cumulant-generating function (13) for the charge transfer in a symmetric interferometer in terms of the tunneling current $I_{1/m}$ in one point contact between the two edges with the effective filling factor $\nu = 1/m$. The current in one contact has been calculated [19] from the Bethe ansatz solution, and its tunneling conductance

$$G_{1/m}[V/T_B] = G_{1/m}[(V/a)e^{-\theta/[2(m-1)]}] = I_{1/m}(\theta, V)/V$$

is given at zero temperature by a universal scaling function expressed in the form of the low- and high-voltage expansion series. Integrating Eq. (17) over u , and using

the result in Eq. (13), we express the generating function $\ln P(\xi) = \ln P(u, \xi)|_{u=0}$ in the following form:

$$\ln P(\xi) = -Vt \left\{ \int_{\theta_1}^{\bar{\theta} - \Delta\theta(i\xi)} + \int_{\theta_2}^{\bar{\theta} + \Delta\theta(i\xi)} \right\} d\theta \cdot G_{1/m}[(V/a)e^{-\theta/[2(m-1)]}]. \quad (18)$$

The explicit expansion series for $G_{1/m}$ in Eq. (18) allow integration in each order. The integration transforms the generating function (18) into the sum of the two generating functions $\ln P_S$ for charge transfer in individual contacts and gives our key result:

$$\ln P(\xi) = \sum_{j=1,2} \ln P_S(V/T_{jB}, e^{(-1)^j(\Delta\theta_0 - \Delta\theta(i\xi))}). \quad (19)$$

The single-contact generating function $\ln P_S$ is known in terms of the low- and high-voltage expansion series [18]:

$$\begin{aligned} \frac{\ln P_S(s, e^{i\xi})}{\sigma_0 V t} &= \sum_{n=1}^{\infty} \frac{c_n(m)}{mn} s^{2n(\frac{1}{\nu}-1)} (e^{in\xi} - 1), \quad s < e^\Delta, \\ &= i\nu\xi + \sum_{n=1}^{\infty} \frac{c_n(\nu)}{n} s^{2n(\nu-1)} (e^{-in\nu\xi} - 1), \quad s > e^\Delta, \\ c_n(\nu) &= (-1)^{n+1} \frac{\Gamma(\nu n + 1)\Gamma(3/2)}{\Gamma(n+1)\Gamma(3/2 + (\nu-1)n)}, \end{aligned} \quad (20)$$

where

$$e^\Delta = (\sqrt{\nu})^{\nu/(1-\nu)} \sqrt{1-\nu},$$

and σ_0 is the conductance quantum.

Equation (19) representing the total generating function $\ln P$ as the sum of the two single-contact generating functions $\ln P_S$ seems to suggest that the charge transfer in the MZI is divided into two independent processes associated with the two point contacts of the MZI. Indeed, one manifestation of this division is that dependence of each of these processes on the bias voltage V (through the function P_S) is determined, as in Eq. (20), only by the characteristics energy scale T_{jB} of the corresponding junction. Such a division, however, is not complete. The total generating function $\ln P$ depends also on the charge dynamics in the interferometer as a whole, since each individual charge transfer process in one contact triggers multiple charge transfers involving interference between both contacts of the interferometer. Information about this charge dynamics enters Eq. (19) through the function $\Delta\theta(u)$ determined by Eq. (15) and sensitive to both interferometer contacts. Nevertheless, the interference can become irrelevant if the two contacts are strongly asymmetric. For $T_{2B} \gg T_{1B}$, the generating function $\ln P$ is well approximated at low voltages by the single-contact $\ln P_S$ defined by T_{1B} , i.e. by the strongest electron tunneling amplitude U_1 – see Eq. (24) below. At large voltages, the generating function $\ln P$ is approximated by the single-contact $\ln P_S$ defined by T_{2B} , i.e., by the weakest electron tunneling amplitude U_2 .

A. Low-voltage behavior of the generating function

At small voltages, when $V < T_{jB}e^\Delta$ for both $j = 1, 2$, the low-voltage expansions of the single-contact generating function $\ln P_S$ (20) for both terms in Eq. (19) can be combined as follows:

$$\ln P(\xi) = \sigma_0 V t \sum_{n=1}^{\infty} \frac{c_n(m)}{mn} \sum_{j=1,2} (V/T_{jB})^{2n(m-1)} \cdot \left[\frac{\cosh(n\Delta\theta(i\xi))}{\cosh(n\Delta\theta_0)} - 1 \right]. \quad (21)$$

Since $\cosh(n\Delta\theta(i\xi))$ is a polynomial of $\cosh(\Delta\theta(i\xi))$, and the latter, according to Eq. (15), is a linear function of $e^{i\xi}$, this expansion of the MZI generating function shows that at low voltages, the charge transfer between the edges of the MZI is quantized in units of electron charge.

More explicitly, using the standard expansion of $\cosh nx$ (see Eq. 1.331.4 in Ref. 21) and the relations that follow from Eqs. (8) and (15):

$$\begin{aligned} \cosh \Delta\theta(i\xi) &= \cosh \Delta\theta_0 [1 + R(e^{i\xi} - 1)], \\ R \equiv B \tanh \Delta\theta_0 &= \frac{|T_{1B}^{m-1} + T_{2B}^{m-1} e^{i\kappa}|^2}{T_{1B}^{2(m-1)} + T_{2B}^{2(m-1)}}, \\ \cosh \Delta\theta_0 &= \frac{T_{1B}^{2(m-1)} + T_{2B}^{2(m-1)}}{2(T_{1B}T_{2B})^{(m-1)}}, \end{aligned} \quad (22)$$

we bring Eq. (21) into the following form:

$$\begin{aligned} \ln P(\xi) &= \sigma_0 V t \sum_{n=1}^{\infty} \frac{c_n(m)}{mn} \left[\sum_j (V/T_{jB})^{2(m-1)} \right]^n \\ &\cdot \left\{ [1 + R(z-1)]^n + n \sum_{l=1}^{[n/2]} \frac{(-1)^l C_{l-1}^{n-l-1}}{l(2 \cosh \Delta\theta_0)^{2l}} \right. \\ &\cdot \left. [1 + R(z-1)]^{n-2l} \right\} \Big|_{z=1}^{z=e^{i\xi}}. \end{aligned} \quad (23)$$

Equation (23) quantifies our previous conclusions about properties of the MZI charge transfer statistics (19) in the low-voltage regime. In the limit of strongly different contacts, $T_{2B} \gg T_{1B}$, one finds that $R \rightarrow 1$ and $\cosh \Delta\theta_0 \gg 1$, so that the charge transfer statistics (23) approaches that of one point contact [18] characterized by T_{1B} (i.e., the strongest electron tunneling amplitude U_1) with corrections in T_{1B}/T_{2B} also quantized in the electron charge units. The n th term in the expansion of this statistics in powers of bias voltage V corresponds in this case to tunneling of exactly n electrons. By contrast, the n th order term of the general MZI transfer statistics (23) involves transfer of all numbers of electrons up to n . In the lowest order in V , the MZI statistics reduces to the Poisson distribution, with the coefficient in front of $(z-1)$ in Eq. (23) is equal to the average electron tunneling current. One can check this starting from Eq. (2) by direct perturbative calculation [8], if the energy scales

T_{jB} are expressed through the electron tunneling amplitudes U_j :

$$T_{jB} = 2D[\Gamma(m)/U_j]^{1/(m-1)}. \quad (24)$$

B. Large-voltage behavior of the generating function

At large voltages, $V > T_{jB}e^\Delta$, the combination large-voltage expansions of both single-contact generating functions $\ln P_S$ in Eq. (19) brings the total MZI generating function into the following form:

$$\ln P(\xi) = \sigma_0 V t \sum_{n=1}^{\infty} \frac{c_n(1/m)}{n} \sum_j (V/T_{jB})^{2n(1-m)/m} \cdot \left[\frac{\cosh(n\Delta\theta(i\xi)/m)}{\cosh(n\Delta\theta_0/m)} - 1 \right]. \quad (25)$$

In terms of the parameters introduced in Eq. (22), this equation can be rewritten as:

$$\begin{aligned} \ln P(\xi) &= \sigma_0 V t \sum_{n=1}^{\infty} \frac{c_n(1/m)}{n 2^{n/m}} \left[\sum_j (T_{jB}/V)^{2(m-1)} \right]^{\frac{n}{m}} \\ &\cdot \sum_{\pm} \left[1 + R(z-1) \pm ([1 + R(z-1)]^2 - \cosh^{-2} \Delta\theta_0)^{\frac{1}{2}} \right]^{\frac{n}{m}} \Big|_{z=1}^{z=e^{i\xi}}. \end{aligned} \quad (26)$$

We can see again that in the asymmetric limit, $T_{2B} \gg T_{1B}$, when $R \rightarrow 1$ and $\cosh \Delta\theta_0 \gg 1$, Eq. (26) for the charge transfer statistics reduces to that of a single point contact [18]. The dominant contact is now characterized by the larger quasiparticle tunneling amplitude W_2 (i.e., smaller electron tunneling amplitude U_2) and corresponding energy scale T_{2B} , related to W_2 as:

$$T_{jB} = 2mD[W_j/\Gamma(1/m)]^{m/(m-1)}. \quad (27)$$

The n th order term in the expansion (26) of the generating function corresponds to the transfer of the fractional charge n/m by n quasiparticles. One can see, however, that the MZI transfer statistics (26) does not contain in general the terms $e^{i\xi/m}$ that would correspond directly to transfer of individual quasiparticles of charge $1/m$. In particular, the $n = 1$ term of the expansion that gives the leading large-voltage contribution to the statistics, can not be interpreted as a Poisson process of tunneling of independent quasiparticles, in contrast to the leading low-voltage term that did represent Poisson process of individual electron tunneling events. The reason for this is the m -state dynamics of the effective flux through the interferometer associated with the quasiparticle tunneling, which introduces correlations in the tunneling process. These correlations can be most easily understood in the description of the quasiparticle tunneling based on kinetic equation. Such an equation is discussed in the next Section.

IV. KINETIC EQUATION FOR THE LARGE-VOLTAGE CHARGE TRANSFER

To derive kinetic equation that reproduces the large-voltage asymptotics of the generating function (25), and therefore provides a simple physical picture of the dynamics of quasiparticle tunneling, we start by rewriting this asymptotics in terms of the quasiparticle tunneling amplitudes W_j . From the last relation in Eq. (22), we have

$$\cosh(\Delta\theta_0/m) = \frac{1}{2} \left[\left(\frac{T_{1B}}{T_{2B}} \right)^{\frac{m-1}{m}} + \left(\frac{T_{2B}}{T_{1B}} \right)^{\frac{m-1}{m}} \right]. \quad (28)$$

Using this equation to transform the leading, $n = 1$, term in Eq. (25), and replacing the energy scales T_{jB} by the quasiparticle amplitudes W_j with the help of Eq. (27), we have:

$$\ln P(z) = tK(V) \left[2W_1W_2 \cosh\left(\frac{\Delta\theta(z)}{m}\right) - \sum_j W_j^2 \right], \quad (29)$$

where $K(V) = \sigma_0 V (2mD/V)^{2(m-1)/m} c_1(1/m)/\Gamma^2(1/m)$.

Kinetic equation describing the quasiparticle tunneling can be written down based on the following considerations. The general picture of the quasiparticle dynamics in the MZI discussed in the Introduction implies that the quasiparticles create statistical contribution to the effective flux through the interferometer. Because of this statistical contribution, the MZI can be found in m separate states which differ by the effective flux, with each tunneling quasiparticle changing successively the state l into $l - 1$ modulo m . Since the total rates of the quasiparticle tunneling in the MZI depend on the effective flux, such dynamics of flux introduces correlations into quasiparticle transitions, separating naturally the processes of successive quasiparticle tunneling events into the groups of m transitions. As usual, to cast the kinetic equation governing this flux dynamics into the form appropriate for the calculation of the cumulant-generating function, we multiply transition probabilities by a factor $z^{1/m} = e^{i\xi/m}$ that keeps track of the transferred charge. Then, we introduce the probabilities $d_{l,n}(t)$ that at time t the MZI is in the state l and n quasiparticles have been transferred through it. Combining these probabilities into an m -dimensional vector $Q_l(z, t) = \sum_n d_{l,n}(t) z^{n/m}$, one can write the kinetic equation in the following matrix form:

$$\partial_t Q_l(z, t) = \sum_{l'} M(z)_{l,l'} Q_{l'}(z, t). \quad (30)$$

According to the qualitative picture of quasiparticle tunneling discussed above, the transition matrix has a simple form, with the only non-vanishing elements are those on the main diagonal, $l = l'$, and those with $l = l' - 1$:

$$M(z)_{l,l'} = -\gamma_l \delta_{l,l'} + \gamma_{l'} z^{1/m} \delta_{l,l'-1}. \quad (31)$$

Here the Kronecker symbol $\delta_{l,l'}$ is defined modulo m . The leading large-time asymptotics of the generating function

for the probability distribution evolving according to the kinetic equation (30) is (see, e.g., [22]): $\ln P(z) = t\Lambda$, where Λ is the maximum eigenvalue of the transition matrix (31). The structure of this matrix shows directly that the characteristic equation $\det(M - \Lambda) = 0$ has the form:

$$\prod_{l=0}^{m-1} (\gamma_l + \Lambda) - z \prod_{l=0}^{m-1} \gamma_l = 0. \quad (32)$$

The maximum eigenvalue Λ is the solution of this equation which goes to zero when $z \rightarrow 1$, since all other eigenvalues of the matrix $M(z = 1)$ are negative.

Before trying to establish the general relation between the generating function obtained from this equation and the generating function (29), we consider the simple case $m = 2$. In this case, Eq. (29) for the large-voltage asymptotics of the generating function (25), can be simplified further. First, we have from Eq. (22):

$$\cosh\left(\frac{\Delta\theta(z)}{2}\right) = \left[\cosh^2\left(\frac{\Delta\theta_0}{2}\right) + \frac{R}{2}(z-1) \cosh \Delta\theta_0 \right]^{1/2}.$$

Using this relation, Eq. (22), and Eq. (28) with $m = 2$, we transform Eq. (29) into:

$$\ln P(z) = tK(V) \left\{ \left[\left(\sum_j W_j^2 \right)^2 + |W_1^2 + W_2^2 e^{i\kappa}|^2 \cdot (z-1) \right]^{1/2} - \sum_j W_j^2 \right\}. \quad (33)$$

On the other hand, in the kinetic-equation approach, Eq. (32) be solved readily for $m = 2$ giving the following expression for Λ :

$$\Lambda = \left(\left[\left(\sum_j \gamma_j \right)^2 + 4\gamma_0\gamma_1(z-1) \right]^{1/2} - \sum_j \gamma_j \right) / 2. \quad (34)$$

This equation describes the generating function for the statistics of any transfer process consisting of the two steps with the rates $\gamma_{0,1}$, e.g., incoherent charge transfer through a resonant level [22]. Comparison of Eqs. (34) and (33) shows that the generating function (34) obtained from the kinetic equation reproduces the large-voltage asymptotics (33) of the generating function (25), if the tunneling rates are taken as

$$\gamma_{0,1} = K(V) |W_1 + W_2 e^{i\phi_{0,1}}|^2, \quad \phi_l = (\kappa + \pi)/2 + \pi l. \quad (35)$$

Equation (35) for the tunneling rates agrees with the physical picture of quasiparticle tunneling discussed above. Statistical contribution to the effective flux though the MZI means that tunneling of each quasiparticle changes the phase between the interferometer contacts by $2\pi/m = \pi$ in agreement with the quasiparticle anyonic exchange statistics. Equation (35) also shows that the quasiparticles see a phase shift $\pi/2$ in addition to the phase $\kappa/2$ induced by the external magnetic flux. The origin of this phase shift is discussed below.

Following this logic, we look for solution of Eq. (32) in the case of arbitrary m taking the tunneling rates γ_l as:

$$\gamma_l = K(V)|W_1 + W_2 e^{i\phi_l}|^2, \quad \phi_l = \phi + 2\pi l/m, \quad (36)$$

with some unknown ϕ . With these tunneling rates, Eq. (32) reads

$$\prod_{l=0}^{m-1} \left(\cos \phi_l + \frac{\lambda + W_1^2 + W_2^2}{2W_1 W_2} \right) = z \prod_{l=0}^{m-1} \frac{\gamma_l}{2K(V)W_1 W_2}, \quad (37)$$

where $\lambda \equiv \Lambda/K(V)$. To further transform Eq. (37), we use the basic identity:

$$x^m - 1 = \prod_{l=0}^{m-1} (x - e^{i2\pi l/m}), \quad (38)$$

and the two identities that follow directly from it:

$$\begin{aligned} \prod_{l=0}^{m-1} 2 \cos \frac{\phi_l}{2} &= 2 \cos \left(\frac{\phi}{2} m + \pi \frac{m-1}{2} \right), \\ 2^{m-1} \prod_{l=0}^{m-1} \left[\cos \phi_l + \cosh \left(\frac{\Delta\theta}{m} \right) \right] &= \cosh \Delta\theta \\ &\quad - (-)^m \cos(m\phi). \end{aligned} \quad (39)$$

The first one is obtained essentially by taking $x = -e^{i\phi}$ in Eq. (38), while the second one follows from the first if the sum of the cosines is transformed into their product. By direct comparison of the second identity in (39) with Eq. (37) we see that Λ as defined by $\ln P(z)/t$ in Eq. (29) indeed solves Eq. (32) if

$$\cosh \Delta\theta = (-)^m \cos(m\phi) + \frac{z}{2} \prod_{l=0}^{m-1} \frac{\gamma_l}{K(V)W_1 W_2}. \quad (40)$$

Making use of Eq. (38) one more time, we calculate the product on the right-hand-side of Eq. (40):

$$\prod_{l=0}^{m-1} \frac{\gamma_l}{K(V)W_1 W_2} = \frac{|W_2^m e^{im(\phi-\pi)} - W_1^m|^2}{W_1^m W_2^m}. \quad (41)$$

One can see that with this expression for the product, Eq. (40) precisely coincides with the definition of $\cosh \Delta\theta(z)$ by Eq. (22). Indeed, combining all three relations in Eq. (22) one can express $\cosh \Delta\theta(z)$ as

$$\cosh \Delta\theta(z) = -\cos \kappa + \frac{|T_{1B}^{m-1} + T_{2B}^{m-1} e^{i\kappa}|^2}{2(T_{2B} T_{1B})^{(m-1)}} z. \quad (42)$$

Replacing T_{jB} in Eq. (42) with the amplitudes W_j through Eq. (27), we see that Eq. (42) precisely coincides with Eqs. (40) and (41), if $\cos \kappa = (-)^{(m+1)} \cos(m\phi)$, i.e., if the phase ϕ is chosen to satisfy the condition

$$m\phi = \kappa + (m-1)\pi. \quad (43)$$

The deviation of the phase ϕ from κ/m in this equation is important only for even m . In this case, it produces the shift $(m-1)\pi/m$ of the interference phase in the quasiparticle tunneling rates from the value induced by the external magnetic field. This shift coincides with the phase acquired by one of the two Klein factors of the MZI quasiparticle tunneling action of the MZI [15] in the flux-diagonal representation due to the m -power periodicity condition for the Klein factors, which corresponds physically to the requirement of the proper exchange statistics between electrons and quasiparticles. This phase shift ensures, actually, that there is no shift in the interference pattern of the tunnel current in the interferometer (see the final results below) between the regimes of electron and quasiparticle tunneling.

V. CUMULANTS OF THE CHARGE TRANSFER DISTRIBUTION

So far, we have established the interpretation of the low- and high-voltage asymptotic behavior of the charge transfer statistics in terms of, respectively, tunneling of individual electrons and quasiparticles. In this Section, we calculate the charge transfer cumulants in these two limits, with the emphasis on the quasiparticle limit which exhibits the non-trivial behavior of the cumulants. We also will use the generating function found in Sec. III for arbitrary voltages to calculate the full voltage dependence of the cumulants, and to study the crossover between the two asymptotic regimes of electron and quasiparticle tunneling. The cumulants of the charge $N(t)$ transferred through the interferometer during a large time interval t can be found from the cumulant-generating function (13) by the standard relation:

$$\langle N^j(t) \rangle_c / t = \partial_u^j \ln P|_{u=0} / t = \partial_u^{j-1} I(u, V)|_{u=0}, \quad (44)$$

where the current $I(u, V)$ is given by Eq. (17).

The first cumulant gives the average tunneling current: $I(V) \equiv I(0, V) = \langle N(t) \rangle / t$. At arbitrary voltages, the average current was calculated before in [15]. Its large- V asymptotics can also be obtained directly from Eqs. (26) and (27):

$$I(V) = \frac{K(V)}{m} B(W_2^2 - W_1^2) = \frac{1}{\sum_l \gamma_l^{-1}}, \quad (45)$$

where the interference factor B (8) can be expressed in term of the quasiparticle amplitudes $W_{1,2}$ as

$$B(W_j, \kappa) = \frac{|W_1^m + W_2^m e^{i\kappa}|^2}{W_2^{2m} - W_1^{2m}}. \quad (46)$$

The second equality in Eq. (45) provides direct interpretation of the asymptotics of the average current in terms of the quasiparticles transitions [7]. It can be proven formally by making use of the identity

$$\sum_l \gamma_l^{-1} = \frac{W_1 \partial_{W_1} - W_2 \partial_{W_2}}{2K(V)(W_1^2 - W_2^2)} \ln \left[\prod_l \gamma_l \right], \quad (47)$$

which can be obtained by directly differentiating individual rates γ_l in this equation. On the other hand, differentiating the product of all γ_l s together, as given by Eq. (41), and using Eq. (43), we obtained the second equality in (45). This equality agrees naturally with the simple solution of the quasiparticle kinetic equation, which gives the average tunneling rate as inverse of the average tunneling times in the different states of the interferometer.

The second cumulant $\langle N^2(t) \rangle$ defines the spectral density of the current fluctuations at zero frequency $S_I(0) = \langle N^2(t) \rangle_c / t$, which at zero temperature reflects the shot noise associated with the charge transfer processes. From Eq. (17), one can write the first derivative of the current as

$$\partial_u I(u, V) = I(u, V) \times \partial_u \ln[\partial_u \Delta\theta(u)] - (\partial_u \Delta\theta(u))^2 \sum_{\pm} \partial_{\bar{\theta}} I_{1/m}(\bar{\theta} \mp \Delta\theta(u), V). \quad (48)$$

Substituting this formula into Eq. (44) and calculating the derivatives of $\Delta\theta(u)$ (16) for $u \rightarrow 0$ we obtain expression for the spectral density of current:

$$S_I(0) = (1 - B \coth \Delta\theta_0) I - B^2 \sum_{j=1,2} \partial_{\theta} I_{1/m}(\theta_j, V). \quad (49)$$

It is convenient to characterize the short noise represented by this spectral density through the Fano factor F defined as $F = S_I(0)/I$. In the case of MZI, the Fano factor reflects both the charge and statistics of the tunneling excitations and illustrates the transition between the electron and quasiparticle regimes. In the low-voltage limit, $F = 1$ as a result of the regular Poisson process of electron tunneling. To find the Fano factor in the quasiparticle, large-voltage, limit, we start with Eq. (49) which gives the following general expression for F :

$$F = 1 - B \left\{ \coth \Delta\theta_0 - \sum_j \partial_{\theta} I_{1/m}(\theta_j, V) \cdot \left[\sum_j (-1)^j I_{1/m}(\theta_j, V) \right]^{-1} \right\}. \quad (50)$$

Using Eq. (22), the fact that in the large-voltage limit only one quasiparticle tunneling term $\propto W^2$ can be kept in the current $I_{1/m}$, cf. Eq. (45), and that with the parametrization of the energy scales T_{jB} with θ introduced above, $W^2 \propto e^{\theta/m}$, we get from Eq. (50):

$$F = 1 - B \left\{ \frac{W_2^{2m} + W_1^{2m}}{W_2^{2m} - W_1^{2m}} - \frac{1}{m} \frac{W_2^2 + W_1^2}{W_2^2 - W_1^2} \right\}. \quad (51)$$

The Fano factor (51) corresponds to the dynamics of quasiparticle tunneling as described by the kinetic equation (30). This can be seen by following the steps similar to that taken above for the average current. Applying the differential operator from Eq. (47) to individual terms in

the sum of the inverse tunneling rates γ_l , one obtains directly the following identity:

$$-\frac{W_1 \partial_{W_1} - W_2 \partial_{W_2}}{2K(V)(W_1^2 - W_2^2)} \sum_l \gamma_l^{-1} = \sum_l \gamma_l^{-2}.$$

On the other hand, replacing the sum of inverse γ_l s in this equation with the corresponding expression from Eq. (45):

$$\sum_l \gamma_l^{-1} = m / [BK(V)(W_2^2 - W_1^2)],$$

and performing differentiation, we see that the large-voltage asymptotics (51) of the Fano factor can be written in terms of the tunneling rates γ_l as

$$F = \sum_l \gamma_l^{-2} / \left(\sum_l \gamma_l^{-1} \right)^2,$$

This result agrees with the calculation [23] based directly on the kinetic equation. Because of the complex nature of the quasiparticle tunneling dynamics characterized by m different tunneling rates γ_l , F is not equal simply to the quasiparticle charge $1/m$ but varies as a function of parameters, e.g. the interference phase κ , between $1/m$ and 1.

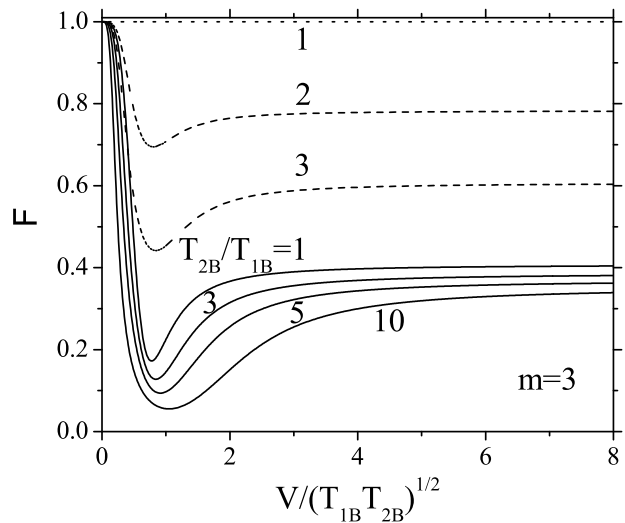


FIG. 2: The zero-temperature Fano factor F of the tunnel current in the Mach-Zehnder interferometer formed by two $\nu = 1/3$ edges, i.e. for $m = 3$, as a function of the bias voltage V for different degrees of asymmetry of the tunneling strength of the two contacts characterized by the T_{1B}/T_{2B} ratio. The solid curves corresponds to the case of complete constructive interference, $\kappa = 0$; for the dashed curves, $\kappa = \pi$. In the latter case, $F = 1$ identically for identical contacts, $T_{1B}/T_{2B} = 1$. The curves illustrate the transition between the electron regime $F = 1$ at small voltages to the quasiparticle m -state tunneling dynamics at large voltages. The transition region is characterized by the Fano factor F reaching the minimum below the quasiparticle minimum $1/m = 1/3$.

At arbitrary bias voltage V , the Fano factor F should be plotted numerically. Figure 2 shows F in the case

$m = 3$ which corresponds, e.g., to tunneling between the two $\nu = 1/3$ edges. The curves are shown for different degrees of asymmetry between the two contacts of the interferometer and two values of interference phase, maximum constructive interference, $\kappa = 0$, and complete destructive interference, $\kappa = \pi$. The range of variation of F with the interference phase κ decreases with increasing junction asymmetry. In general, the curves show the transition between electron tunneling with $F = 1$ at small voltages V to quasiparticle tunneling at large voltages. In the quasiparticle regime, F is still can be significantly different from $1/3$ because of the non-trivial three-state flux dynamics of the MZI. In particular, for identical junctions, the three total quasiparticle tunneling rates (36) satisfy the relation: $\gamma_l \propto \cos^2(\phi_l/2)$. Taking into account Eq. (43) for the non-statistical contribution to the interference phase, one can see that under the condition of destructive interference, $\kappa \simeq \pi$, the tunneling rate in one of the flux states of the interferometer, $l = 0$, is much smaller than the rates in the two other states. This mean that on the relevant large time scale set by the smallest rate, the three quasiparticles transition that transfer interferometer from state $l = 0$ back to itself happen almost simultaneously, so that the three quasiparticle charges $1/3$ are effectively transferred together, restoring F back to 1.

Finally, we study the third charge transfer cumulant that characterizes the asymmetry around average of the transferred charge distribution, and has been measured experimentally for electron tunneling in metallic tunnel junctions – see, e.g., [24, 25], and in quantum point contacts [26]. As for the other cumulants, the large-time asymptotic of the third cumulant is linear in time, and it can be characterized by the coefficient $C_3 \equiv \langle N^3 \rangle_c / t$. To calculate this coefficient, we first find the second derivative of the tunnel current from Eq. (48):

$$\partial_u^2 I(u, V) = (\partial_u^2 \ln \partial_u \Delta \theta(u) + [\partial_u \ln \partial_u \Delta \theta(u)]^2) I - \sum_{\pm} [3 \partial_u \Delta \theta \partial_u^2 \Delta \theta \partial_{\bar{\theta}} \mp (\partial_u \Delta \theta)^3 \partial_{\bar{\theta}}^2] I_{1/m}(\bar{\theta} \mp \Delta \theta, V). \quad (52)$$

Derivatives of $\Delta \theta(u)$ here can be found from Eq. (16). In particular, the coefficient in front of I in Eq. (52) can be expressed as:

$$\partial_u^2 \ln \partial_u \Delta \theta(u) + [\partial_u \ln \partial_u \Delta \theta(u)]^2 = 1 - 3 \coth \Delta \theta(u) \times \partial_u \Delta \theta(u) + [3 \coth^2 \Delta \theta(u) - 1] (\partial_u \Delta \theta(u))^2. \quad (53)$$

Substitution of Eqs. (52), (53), and (16) into Eq. (44) gives us the coefficient C_3 of the third cumulant:

$$C_3 = [1 - 3B \coth \Delta \theta_0 + B^2 (3 \coth^2 \Delta \theta_0 - 1)] I - \sum_{j=1,2} [3B^2 (1 - B \coth \Delta \theta_0) \partial_{\theta} I_{1/m}(\theta_j, V) + (-)^j B^3 \partial_{\bar{\theta}}^2 I_{1/m}(\theta_j, V)]. \quad (54)$$

The ratio $F_3 = C_3 / I$ has also been suggested [27] as a possible alternative to the Fano factor to characterize

the charge of the tunneling particles. Indeed, in a Poisson process, F_3 is equal to the Fano factor multiplied by the tunneling charge. Therefore, in the case of MZI, F_3 (54) reduces to 1 in the low-voltage limit, as a result of the regular Poisson electron tunneling. In the quasiparticle, large-voltage, limit, repeating the calculation similar to that leading to Eq. (50), we can relate both factors as follows:

$$F_3 = 3F - 2 + B^2 \left\{ 2 + \frac{1}{m^2} + \frac{12W_2^{2m}W_1^{2m}}{(W_2^{2m} - W_1^{2m})^2} - \frac{3(W_2^2 + W_1^2)(W_2^{2m} + W_1^{2m})}{m(W_2^2 - W_1^2)(W_2^{2m} - W_1^{2m})} \right\}. \quad (55)$$

VI. CHARGE TRANSFER STATISTICS FOR $m = 2$.

For general m , the results for the cumulants of the charge transfer statistics in the MZI discussed above can not be presented in a finite analytical form for arbitrary bias voltages. The situation is simpler for $m = 2$, when the kink-quasiparticles of the "bulk" sine-Gordon model that provide the basis for the Bethe-ansatz solution of the MZI transport are the regular fermions (though carrying charge $1/2$), and their distribution $\rho(k)$ in Eq. (4) is the Fermi-Dirac step-function. In practice, the $m = 2$ regime should take place in the MZI formed by the two edges of different Quantum Hall liquids, with filling factors $\nu = 1/3$ and $\nu = 1$. Individual tunneling contacts of this type have been realized experimentally [28]. Using the Fermi-Dirac property of the distribution function $\rho(k)$ for $m = 2$, one can obtain the cumulant generating function $\ln P(\xi)$ either by integration in Eq. (4), or equivalently, by direct substitution into Eq. (18) of the known single-contact tunnel conductance $G_{1/2}$, which can be expressed simply as $G_{1/2}(s) = \sigma_0 [1 - \arctan(2s)/(2s)]/2$. The resulting generating function is:

$$\ln P(\xi) = \sigma_0 V t \sum_{j=1,2} \left(y_j(u) \arctan[1/y_j(u)] + (1/2) \ln[1 + y_j^2(u)] \right) \Big|_{u=0}^{u=i\xi}, \quad (56)$$

where $y_j(u) \equiv y_j(0) \exp\{(-1)^j (\Delta \theta(u) - \Delta \theta_0)/2\}$, and $y_j(0) \equiv T_{jB}/(2V)$.

This generating function can be combined with Eq. (44) to calculate the cumulants of the transferred charge distribution for $m = 2$ using the same steps as in the previous section. Alternatively, one can substitute Eq. (4) into (44) and perform the integration directly. Below we briefly discuss the first three cumulants obtained in this way. The first cumulant gives the average tunneling current in the MZI as [15]:

$$I = \sigma_0 B (\Gamma_2 I_2 - \Gamma_1 I_1), \quad (57)$$

where $I_j \equiv \arctan(V/2\Gamma_j)$, and $\Gamma_j \equiv T_{jB}/4 = DW_j^2/\pi$ are the characteristic quasiparticle tunneling rates in separate contacts. Using the fact that $K(V) = \sigma_0 D$ for

$m = 2$, one can see explicitly that the current agrees at large voltages with Eq. (45) that follows from the quasiparticle kinetic equation with the tunneling rates (35):

$$I = \frac{\pi\sigma_0}{2} \frac{|\Gamma_1 + \Gamma_2 e^{i\kappa}|^2}{\Gamma_1 + \Gamma_2} = \frac{\gamma_0\gamma_1}{\gamma_0 + \gamma_1}. \quad (58)$$

It is interesting to note that this agreement relies strongly on the shift of the interference phase (43) from the externally-induced phase κ .

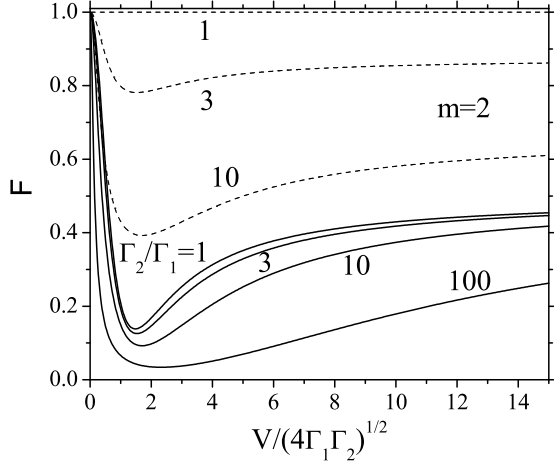


FIG. 3: The zero-temperature Fano factor F of the tunnel current for $m = 2$, i.e., in the Mach-Zehnder interferometer formed by edges with $\nu = 1/3$ and $\nu = 1$, as given by Eq. (59). The solid curves corresponds to the case of complete constructive interference, $\kappa = 0$; for the dashed curves, $\kappa = \pi$. In the latter case, $F = 1$ identically for identical contacts. In general, the transition from the electron regime $F = 1$ at small voltages to the 2-state tunneling dynamics of quasiparticles at large voltages is characterized by the Fano factor F reaching the minimum in the crossover region.

The second cumulant gives the following expression for the Fano factor at arbitrary voltages, including the transition region between electron and quasiparticle tunneling:

$$F = 1 - \frac{|\Gamma_1 + \Gamma_2 e^{i\kappa}|^2}{\Gamma_1 I_1 - \Gamma_2 I_2} \left\{ \frac{2\Gamma_1 \Gamma_2 (\Gamma_2 I_1 - \Gamma_1 I_2)}{(\Gamma_1^2 - \Gamma_2^2)^2} + \frac{1}{2(\Gamma_1^2 - \Gamma_2^2)} \sum_{j=1,2} \Gamma_j \left[I_j + \frac{V/2\Gamma_j}{1 + (V/2\Gamma_j)^2} \right] \right\}. \quad (59)$$

This equation is plotted in Fig. (3) and describes the transition from $F = 1$ for electron tunneling at small voltages to

$$F = 1 - \frac{1}{2} \frac{|\Gamma_1 + \Gamma_2 e^{i\kappa}|^2}{(\Gamma_1 + \Gamma_2)^2}$$

for quasiparticle tunneling at large voltages. One can see that the quasiparticle charge $e/2$ manifests itself most clearly for $\kappa = 0$, when the total quasiparticle tunneling

rates (35) coincide, $\gamma_1 = \gamma_2$, regardless of the relation between the individual rates Γ_j . Similarly to the case $m = 3$ illustrated in Fig. 2, the Fano factor reduces to electron value 1 even in the quasiparticle regime, if $\Gamma_1 \simeq \Gamma_2$ and $\kappa = \pi$. In this case, one of the total quasiparticle tunneling rates γ is much smaller than the other, so on the relevant large time scale set by the smaller rate the quasiparticles effectively tunnel together, restoring F to 1.

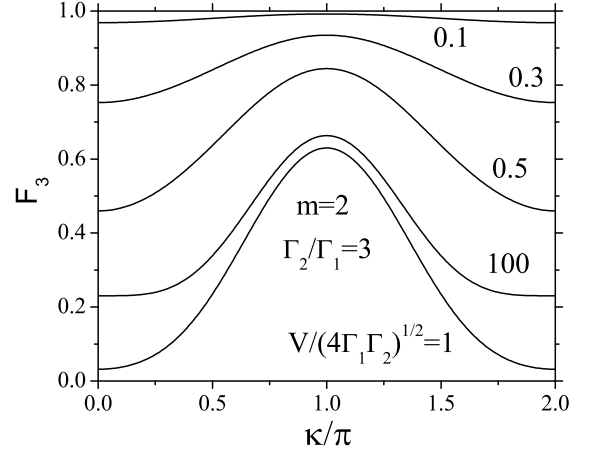


FIG. 4: Alternative ‘‘Fano factor’’ $F_3 = C_3/I$ (60) related to the third cumulant of the tunnel current noise in the Mach-Zehnder interferometer with $m = 2$ and zero temperature, as a function of the interferometer phase κ . The curves are plotted for several bias voltages V between the interferometer edges, and illustrate the transition between the electron and quasiparticles tunneling with increasing voltage. The transition is characterized by the non-monotonous change of F_3 , which reaches minimum at the intermediate voltages.

Calculating the third cumulant, we find the following expression for the ‘‘alternative’’ Fano factor:

$$F_3 = 3F - 2 + \frac{|\Gamma_1 + \Gamma_2 e^{i\kappa}|^4}{4(\Gamma_1 I_1 - \Gamma_2 I_2)(\Gamma_1^2 - \Gamma_2^2)^2} \sum_{j=1,2} \left\{ (-1)^{j+1} \cdot \frac{3\Gamma_j I_j (\Gamma_j^4 + 10\Gamma_j^2 \Gamma_{j'}^2 + 5\Gamma_{j'}^4)}{(\Gamma_1^2 - \Gamma_2^2)^2} + \frac{3V}{2(\Gamma_1^2 - \Gamma_2^2)} \right. \\ \left. \cdot \frac{\Gamma_j^2 + 3\Gamma_{j'}^2}{1 + (V/2\Gamma_j)^2} + (-1)^{j+1} \frac{V}{[1 + (V/2\Gamma_j)^2]^2} \right\}, \quad (60)$$

where j' is defined by $j, j' = 1, 2, j' \neq j$. Equation (60) is plotted in Fig. 4, which shows F_3 as a function of the interference phase κ at several voltages. Voltage dependence of F_3 is qualitatively very similar to that of the Fano factor shown in Fig. (3): it approaches 1 at small voltages, in agreement with the underlying Poisson tunneling process of electrons. At large voltages, Eq. (60) reduces to the following form

$$F_3 = 3F - 2 + \frac{3}{4} \frac{|\Gamma_1 + \Gamma_2 e^{i\kappa}|^4}{(\Gamma_1 + \Gamma_2)^4}.$$

This expression can be understood in terms of the same two-state tunneling dynamics of the quasiparticles that was discussed above. Also similarly to the Fano factor, the voltage dependence of F_3 is non-monotonic, with a minimum between the regimes of electron and quasiparticle tunneling. The main qualitative difference between the noise-related Fano factor and its third-cumulant alternative is that the minimum of F_3 can become negative for some values of parameters (regime not shown in Fig. 4).

VII. CONCLUSION

Starting from the exact solution of the tunneling model of symmetric Mach-Zender interferometer in the FQHE regime, we have calculated the statistics of the charge transfer between interferometer edges. The obtained statistics shows the transition from electron tunneling at low voltages to tunneling of anyonic quasiparticles of the

fractional charge e/m and statistical angle π/m at large voltages. Deep in the electron tunneling regime, the dynamics of charge transfer is represented by the standard Poisson process. Dynamics of quasiparticle tunneling is more complicated and reflects the existence of m effective flux states of the interferometer. The interference phase between the quasiparticle tunneling amplitudes in two contacts of the interferometer contains a contribution from the quasiparticle exchange statistics, making the quasiparticle tunneling rates in different interferometer states different. In general, the transition from electron to quasiparticle tunneling is reflected in the Fano factor F or its third-cumulant alternative F_3 , which both reach minima in the transition region. However, in the regime close to complete destructing interference (interferometer phase $\kappa = \pi$ and equal tunneling strength in the two contacts), both F and F_3 have electron value 1 for all voltages.

V.P. acknowledges support of the ESF Science Program INSTANS, and the grant PTDC/FIS/64926/2006.

-
- [1] Y. Ji, Nature **422**, 415 (2003); I. Neder, M. Heiblum, Y. Levinson, D. Mahalu, and V. Umansky, Phys. Rev. Lett. **96**, 016804 (2006).
 - [2] L.V. Litvin, H.-P. Tranitz, W. Wegscheider, and C. Strunk, Phys. Rev. B **75**, 033315 (2007).
 - [3] P. Roulleau *et al.*, Phys. Rev. B **76**, 161309(R) (2007).
 - [4] V.J. Goldman and B. Su, Science **267**, 1010 (1995).
 - [5] D.V. Averin and J.A. Nesteroff: Phys. Rev. Lett. **99**, 096801 (2007).
 - [6] C.L. Kane, Phys. Rev. Lett. **90**, 226802 (2003).
 - [7] K.T. Law, D. E. Feldman, and Y. Gefen Phys. Rev. B **74**, 045319 (2006).
 - [8] V.V. Ponomarenko and D.V. Averin, Phys. Rev. Lett. **99**, 066803 (2007).
 - [9] L. Saminadayar *et al.*, Phys. Rev. Lett. **79**, 2526 (1997).
 - [10] R. de-Picciotto *et al.*, Nature **389**, 162 (1997).
 - [11] D.V. Averin and V. J. Goldman, Solid State Commun. **121**, 25 (2001).
 - [12] S. Das Sarma, M. Freedman, and C. Nayak, Phys. Rev. Lett. **94**, 166802 (2005).
 - [13] A. Stern, Ann. Phys. **323**, 204 (2008).
 - [14] X.G. Wen, Adv. Phys. **44**, 405 (1995).
 - [15] V.V. Ponomarenko and D.V. Averin, Phys. Rev. B **79**, 045303 (2009).
 - [16] V.V. Ponomarenko and D.V. Averin, Phys. Rev. B **71**, 241308(R) (2005).
 - [17] L.S. Levitov and G.B. Lesovik, JETP Lett. **58**, 230 (1993).
 - [18] H. Saleur and U. Weiss, Phys. Rev. B **63**, 201302(R) (2001).
 - [19] P. Fendley, A.W.W. Ludwig, and H. Saleur, Phys. Rev. Lett. **74**, 3005 (1995); Phys. Rev. B **52**, 8934 (1995).
 - [20] S. Ghoshal and A.B. Zamolodchikov, Int. J. Mod. Phys. **A9**, 3841 (1994).
 - [21] I.S. Gradshteyn and I.M. Ryzhik, *Table of Integrals, Series, and Products*, (Academic Press, 2007).
 - [22] D.A. Bagrets and Yu.V. Nazarov, Phys. Rev. B **67**, 085316 (2003).
 - [23] D.E. Feldman *et al.*, Phys. Rev. B **76**, 085333 (2007).
 - [24] A.V. Timofeev *et al.*, Phys. Rev. Lett. **98**, 207001 (2007).
 - [25] Q. Le Masne *et al.*, Phys. Rev. Lett. **102**, 067002 (2009).
 - [26] G. Gershon *et al.*, Phys. Rev. Lett. **101**, 016803 (2008).
 - [27] L.S. Levitov and M. Reznikov, Phys. Rev. B **70**, 115305 (2004).
 - [28] S. Roddaro *et al.*, Phys. Rev. Lett. **103**, 016802 (2009).