

Energy bands of atomic monolayers of various materials: Possibility of energy gap engineering

Tatsuo Suzuki^{*,a,b}, Yushi Yokomizo^b

^a*Tokyo Metropolitan College of Industrial Technology, 8-17-1, Minami-Senju,
Arakawa-ku, Tokyo, 116-0003, Japan*

^b*Tokyo Metropolitan College of Aeronautical Engineering, 8-17-1, Minami-Senju,
Arakawa-ku, Tokyo, 116-0003, Japan*

Published in Physica E 42 (2010) 2820-2825, doi:10.1016/j.physe.2010.04.031

This paper was first presented at the 14th International Conference on Modulated Semiconductor Structures (MSS14) held in Kobe, Japan, on 23 July 2009.

(Received 31 August 2009; received in revised form 1 April 2010; accepted 12 April 2010; available online 8 June 2010)

Abstract

The mobility of graphene is very high because the quantum Hall effects can be observed even at room temperature. Graphene has the potential of the material for novel devices because of this high mobility. But the energy gap of graphene is zero, so graphene can not be applied to semiconductor devices such as transistors, LEDs, etc. In order to control the energy gaps, we propose atomic monolayers which consist of various materials besides carbon atoms.

To examine the energy dispersions of atomic monolayers of various materials, we calculated the electronic states of these atomic monolayers using density functional theory with structural optimizations. The quantum chemical calculation software *Gaussian 03* was used under periodic boundary conditions. The calculation method is LSDA/6-311G(d,p), B3LYP/6-31G(d),

*Corresponding author

Email address: tatsuo@acp.metro-cit.ac.jp (Tatsuo Suzuki)

or B3LYP/6-311G(d,p).

The calculated materials are C (graphene), Si (silicene), Ge, SiC, GeC, GeSi, BN, BP, BAs, AlP, AlAs, GaP, and GaAs. These atomic monolayers can exist in the flat honeycomb shapes. The energy gaps of these atomic monolayers take various values. Ge is a semimetal; AlP, AlAs, GaP, and GaAs are indirect semiconductors; and others are direct semiconductors.

We also calculated the change of energy dispersions accompanied by the substitution of the atoms. Our results suggest that the substitution of impurity atoms for monolayer materials can control the energy gaps of the atomic monolayers.

We conclude that atomic monolayers of various materials have the potential for novel devices.

1. Introduction

Graphene [1] is an atomic monolayer which consists of carbon atoms arranged in a honeycomb lattice. The mobility of graphene is very high because the quantum Hall effects can be observed even at room temperature [2]. Graphene has the potential of the material for novel devices because of this high mobility. But the energy gap of graphene is zero [1], so graphene can not be applied to semiconductor devices such as transistors, LEDs, etc. In order to control the energy gaps, we propose atomic monolayers which consist of various materials besides carbon atoms. Theoretical works show that the energy gaps of silicene which is the atomic monolayer of silicon atoms [3, 4, 5] and the atomic monolayer of germanium atoms [3] are zeros, but a pioneering experimental work about atomic monolayers of boron nitride formed on the metal surfaces [6] shows the finite energy gaps. So we hope that other atomic monolayers also have the finite energy gaps and have the potential for novel devices. To examine the energy dispersions of atomic monolayers of various materials, we calculated the electronic states of these atomic monolayers using density functional theory with structural optimizations. A honeycomb lattice was assumed as a crystal structure (Fig.1). The atoms were alternately placed like Fig.1(b) in the case of a binary compound.

2. Computational Method

All calculations were performed using *Gaussian 03* package [7]. *Gaussian* is a very famous quantum chemical calculation software, and has been used

widely to calculate the electronic states of isolated molecules. *Gaussian* was improved in 2003, and *Gaussian 03* has been able to calculate the electronic states using periodic boundary conditions. It can calculate the electronic states of not only three-dimensional crystals, but also two-dimensional or one-dimensional materials.

We can specify the combination of method and basis set in *Gaussian 03* package. We want to calculate the electronic states of the Kohn-Sham equations of density functional theory, using the hybrid B3LYP exchange and correlation functionals combined with 6-311G(d,p) basis set (B3LYP/6-311G(d,p)). But unfortunately most calculations using B3LYP/6-311G(d,p) did not converge. So we used local spin density approximation (LSDA) combined with 6-311G(d,p) basis set (LSDA/6-311G(d,p)) or B3LYP combined with 6-31G(d) basis set (B3LYP/6-31G(d)) instead. The adopted combinations of method and basis set are noted in Table 1.

We carried out the calculations of all electrons, so the contributions from core electrons are included.

Furthermore the merits of our calculations are structural optimizations, and the translation vectors are also changed after every self-consistent calculation.

3. Results and discussion

3.1. A IV group element

We show the energy dispersions of atomic monolayers which consist of a IV group element in the periodic table in Fig.2. We plot the lowest conduction bands and the highest valence bands from other calculations by colored lines.

Fig.2(a) is a result of graphene which consists of carbon atoms. The conduction band and the valence band of graphene contacts at K points, which is famous as *Dirac points*. The highest valence band of our calculation agrees very well with other calculations [8, 9, 10, 11], but the energy of the conduction band of our calculation at Γ point is rather higher than the results of other calculations. We cannot understand this reason at present. This is our problem to be solved.

Fig.2(b) is a result of silicene which consist of silicon atoms. The conduction band and the valence band of silicene also contacts at K points as *Dirac points*. Our result of silicene agrees very well with the solution of the local density approximation (LDA) with the projected augmented wave (PAW)

method [3] and the solution of LDA in a plane wave basis set with Vanderbilt ultrasoft pseudopotentials [4]. The bond length of our calculation is 2.23 Å, the bond length of LDA with the PAW method is 2.23 Å [3], and the bond length of LDA with Vanderbilt ultrasoft pseudopotentials is 2.22 Å [4]. These bond lengths also agree very well. On the other hand, our result of silicene does not agree with the solutions of tight-binding model [5].

Fig.2(c) is a result of an atomic monolayer which consists of germanium atoms. The conduction band and the valence band also contacts at K points, but the bottom of conduction band at Γ point is a little lower than the Fermi energy. So the atomic monolayer of germanium is a semimetal. This result agrees very well with the solution of LDA with the PAW method [3]. The bond length of our calculation is 2.31 Å and the bond length of LDA with the PAW method is 2.32 Å [3]. These bond lengths also agree very well.

3.2. Binary compounds located in IV group elements

We show the energy dispersions of atomic monolayers which consist of binary compounds located in IV group elements in the periodic table in Fig. 3.

The energy dispersions of SiC (Fig.3(a)) and GeC (Fig.3(b)) resemble each other, and the conduction band and the valence band does not contact at K points. The energy gap of SiC is 3.526 eV and the energy gap of GeC is 3.160 eV. These values correspond to the wave lengths of ultraviolet rays.

But the conduction band and the valence band of GeSi (Fig.3(c)) almost contact at K points. This energy dispersion resembles the energy dispersion of silicene (Fig.2(b)).

At present we cannot explain the physical reason why the conduction band and the valence band do not contact at K points for SiC and GeC while both bands contact for GeSi.

3.3. Binary compounds located between III and V group elements

We show the energy dispersions of atomic monolayers which consist of binary compounds located between III and V group elements in the periodic table in Fig. 4. We calculated AlN and GaN also, but the calculations of AlN and GaN did not converge.

The energy gap of BN (Fig.4(a)) is very large (6.377 eV). There are experimental data of the valence band of atomic monolayers of BN formed on the metal surfaces [6]. Our result agrees well with this experimental band structures.

The energy dispersions of BP (Fig.4(b)) and BAs (Fig.4(c)) resemble each other. The energy gap of BP is 1.912 eV, which corresponds to the wave length of an orange light. The energy gap of BAs is 1.594 eV, which corresponds to the wave length of an infrared ray.

The energy dispersions of AlP (Fig.4(d)), AlAs (Fig.4(e)), GaP (Fig.4(f)) and GaAs (Fig.4(g)) resemble one another. The bottoms of conduction bands are located at Γ point, so these are indirect semiconductors.

We cannot understand the physical factor which determines the transition type (direct or indirect) at present.

3.4. Possibility of energy gap engineering

We show that the change of energy dispersions accompanied by the substitution of the atoms in Fig.5. In the case of graphene (Fig.5(a)) and silicene (Fig.5(e)), the conduction bands and the valence bands make *Dirac points* at K points, so the energy gaps are zeros. But when the 12.5% of carbon atoms are replaced with Si atoms (Fig.5(b)), the energy gap becomes open. This fact suggests that the substitution of impurity atoms for monolayer materials can control the energy gaps of the atomic monolayers. These atomic monolayers are direct semiconductors, and the energy gap of SiC corresponds to the wave length of an ultraviolet ray. So these atomic monolayers can be applied to novel optical devices.

We wanted to show the relation between the gap energy and the concentration of the substituted atoms. But by the difficulty of convergence, the calculation method is not unified. So we cannot estimate the gap-concentration relation quantitatively.

3.5. Flatness

In our all converged calculations, all atoms are located on the same plane which is formed by the two translation vectors. So the atomic monolayers of various materials can exist in the flat honeycomb shapes.

4. Conclusion

We calculated the electronic states of atomic monolayers which consist of various materials using density functional theory with structural optimizations. The calculated materials are C (graphene), Si (silicene), Ge, SiC, GeC, GeSi, BN, BP, BAs, AlP, AlAs, GaP, and GaAs. These atomic monolayers can exist in the flat honeycomb shapes. The energy gaps of these atomic

monolayers take various values. Ge is a semimetal; AlP, AlAs, GaP, and GaAs are indirect semiconductors; and others are direct semiconductors.

We also calculated the change of energy dispersions accompanied by the substitution of the atoms. Our results suggest that the substitution of impurity atoms for monolayer materials can control the energy gaps of the atomic monolayers. So we conclude that atomic monolayers of various materials have the potential for novel devices.

Our important problem is to establish synthetic methods of these atomic monolayers.

References

- [1] K. Novoselov, A. Geim, S. Morozov, D. Jiang, Y. Zhang, S. Dubonos, I. Grigorieva, A. Firsov, *Science* 306 (2004) 666.
- [2] K. Novoselov, Z. Jiang, Y. Zhang, S. Morozov, H. Stormer, U. Zeitler, J. Maan, G. Boebinger, P. Kim, A. Geim, *Science* 315 (2007) 1379.
- [3] S. Lebègue, O. Eriksson, *Phys. Rev. B* 79 (2009) 115409.
- [4] X. Yang, J. Ni, *Phys. Rev. B* 72 (2005) 195426.
- [5] G. Guzmán-Verri, L. Lew Yan Voon, *Phys. Rev. B* 76 (2007) 075131.
- [6] A. Nagashima, N. Tejima, Y. Gamou, T. Kawai, C. Oshima, *Phys. Rev. B* 51 (1995) 4606; A. Nagashima, N. Tejima, Y. Gamou, T. Kawai, C. Oshima, *Phys. Rev. Lett.* 75 (1995) 3918.
- [7] M. Frisch, et al., *Gaussian 03*, Revision D.01, Gaussian, Inc., Wallingford CT (2004).
- [8] T. Miyake, S. Saito, *Phys. Rev. B* 68 (2003) 155424.
- [9] P. Trevisanutto, C. Giorgetti, L. Reining, M. Ladisa, V. Olevano, *Phys. Rev. Lett.* 101 (2008) 226405.
- [10] M. Klintonberg, S. Lebègue, C. Ortiz, B. Sanyal, J. Fransson, O. Eriksson, *J. Phys. Condens. Matter* 21 (2009) 335502.
- [11] S. Latil, L. Henrard, *Phys. Rev. Lett.* 97 (2006) 036803.

Table 1: The results of calculations.

Materials	The top of valence band	The bottom of conduction band	Transition	Energy gap (eV)	Bond length (Å)	Method and basis set
C (graphene)	K	K	Direct	0.036	1.41	LSDA/6-311G(d,p)
Si (silicene)	K	K	Direct	0.064	2.23	LSDA/6-311G(d,p)
Ge	K	Γ	Semimetal	-0.444	2.31	LSDA/6-311G(d,p)
SiC	K	K	Direct	3.526	1.79	B3LYP/6-31G(d)
GeC	K	K	Direct	3.160	1.83	B3LYP/6-31G(d)
GeSi	K	K	Direct	0.275	2.28	B3LYP/6-31G(d)
BN	K	K	Direct	6.377	1.45	B3LYP/6-311G(d,p)
BP	K	K	Direct	1.912	1.87	B3LYP/6-31G(d)
BAs	K	K	Direct	1.594	1.93	B3LYP/6-31G(d)
AlP	K	Γ	Indirect	3.453	2.28	B3LYP/6-31G(d)
AlAs	K	Γ	Indirect	2.938	2.34	B3LYP/6-31G(d)
GaP	K	Γ	Indirect	3.054	2.23	B3LYP/6-31G(d)
GaAs	K	Γ	Indirect	2.475	2.29	B3LYP/6-31G(d)

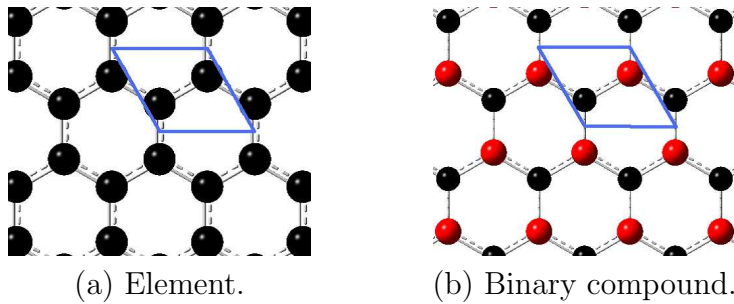


Figure 1: A honeycomb lattice is assumed as a crystal lattice. Blue lines indicate an unit cell.

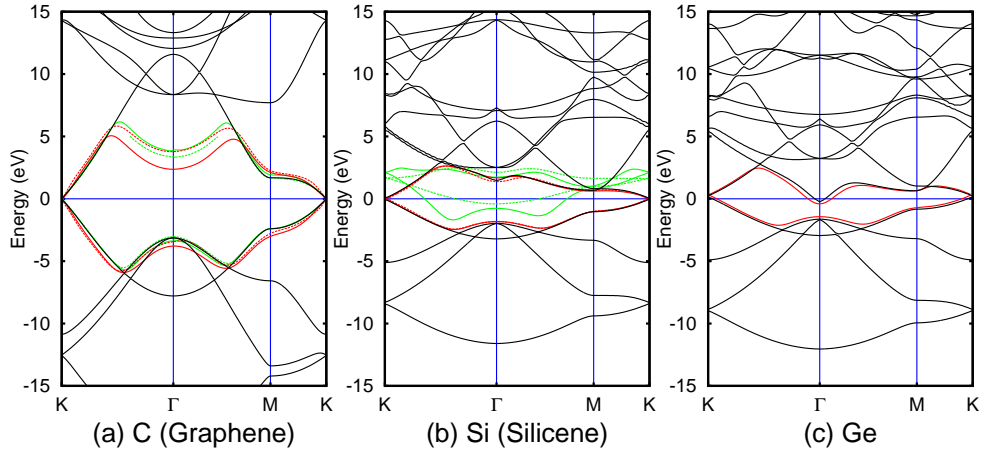


Figure 2: Energy dispersions of atomic monolayers which consist of a IV group element in the periodic table. The origin of energy is the Fermi energy. Black solid lines are our calculations, whose calculation method is LSDA/6-311G(d,p). In Fig. 2(a), both red solid lines [8] and red broken lines [9] are the local density approximation (LDA) with the GW approximation, green solid lines [10] are LDA with a full potential linear muffin orbital (FP-LMTO) method, and green broken lines [11] are LDA with a norm-conserving pseudopotential. In Fig. 2(b), red solid lines [3] are LDA with the projected augmented wave (PAW) method, red broken lines [4] are LDA in a plane wave basis set with Vanderbilt ultrasoft pseudopotentials, green solid lines [5] are a first-nearest neighbor (1NN) tight-binding model, and green broken lines [5] are a second-nearest neighbor (2NN) tight-binding model. In Fig. 2(c), red solid lines [3] are LDA with the PAW method.

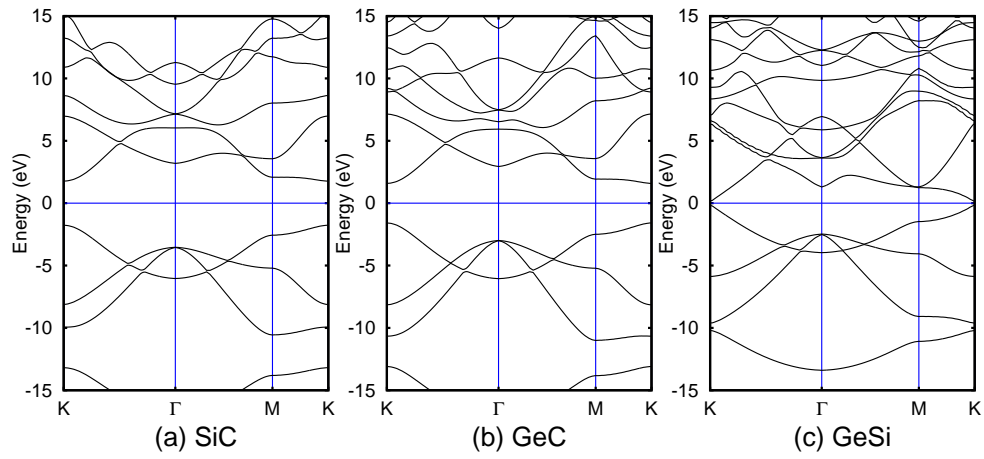


Figure 3: Energy dispersions of atomic monolayers which consist of binary compounds located in IV group elements in the periodic table. The origin of energy is the Fermi energy. The calculation method is B3LYP/6-31G(d).

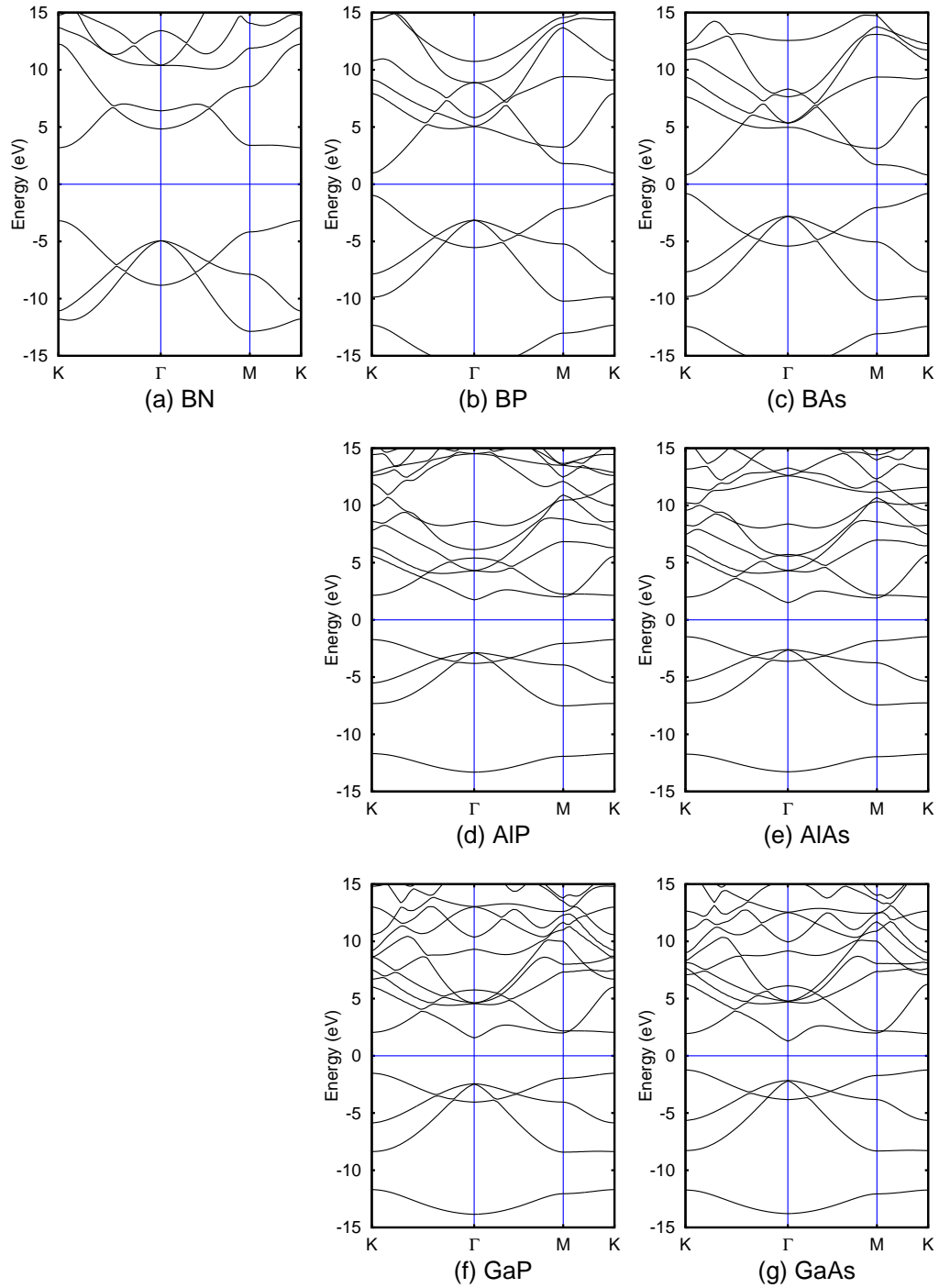


Figure 4: Energy dispersions of atomic monolayers which consist of binary compounds located between III and V group elements in the periodic table. The origin of energy is the Fermi energy. The calculation method of (a) is B3LYP/6-311G(d,p), and the method of others is B3LYP/6-31G(d).

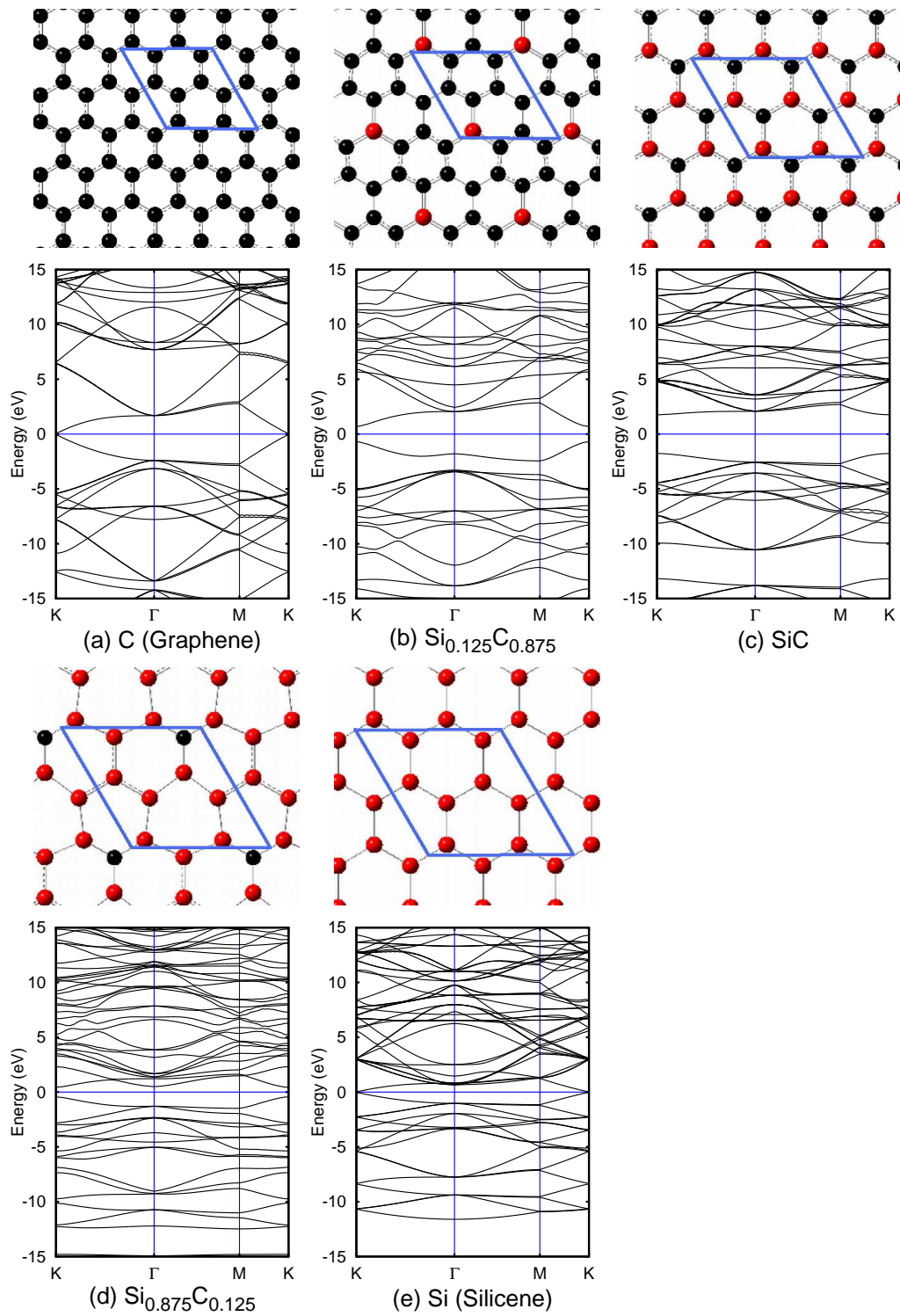


Figure 5: (*Top*) The positions of atoms. Black balls are carbon atoms, and red balls are silicon atoms. Blue lines indicates an unit cell. (*Bottom*) Energy dispersions of atomic monolayers which consist of carbon atoms and silicon atoms. The origin of energy is the Fermi energy. The calculation method of (a) and (e) is LSDA/6-311G(d,p), and the method of others is B3LYP/6-31G(d).