

# Theory of attenuation and finite propagation speed in viscoelastic media

M. Seredyńska<sup>a,\*</sup>, Andrzej Hanyga<sup>b</sup>

<sup>a</sup> *Institute of Fundamental Technological Research, Polish Academy of Sciences  
ul. Pawińskiego 5b, 02-106 Warszawa, PL*

<sup>b</sup> *ul. Bitwy Warszawskiej 14 m. 52, 02-366 Warszawa, PL*

---

## Abstract

It is shown that the dispersion and attenuation functions in a linear viscoelastic medium with a positive relaxation spectrum can be expressed in terms of a positive measure. Both functions have a sublinear growth rate at very high frequencies. In the case of power law attenuation positive relaxation spectrum ensures finite propagation speed. For more general attenuation functions the requirement of finite propagation speed imposes a more stringent condition on the high-frequency behavior of attenuation. It is demonstrated that superlinear power law frequency dependence of attenuation is incompatible with finite speed of propagation and with the assumption of positive relaxation spectrum.

*Keywords:* viscoelasticity, wave propagation, dispersion, power law, attenuation, dispersion relation, bio-tissue, polymer

*2000 MSC:* 35B09, 35Q74, 74D05

---

\*Corresponding Author

*Email addresses:* msered@ippt.gov.pl (M. Seredyńska), ajhbergen@yahoo.com (Andrzej Hanyga)

**List of symbols.**

$[a, b]$	$\{x \mid a \leq x \leq b\}$	for $a < b < \infty$ ;
$]a, b]$	$\{x \mid a < x \leq b\}$	for $-\infty \leq a < b < \infty$ ;
$]a, b[$	$\{x \mid a < x < b\}$	for any $-\infty \leq a < b \leq \infty$ ;
$\mathbb{R}_+$	$]0, \infty[$	the set of positive reals $x$ ;
$\mathcal{F}_x(f)$	$\int_{-\infty}^{\infty} e^{ik \cdot x} f(x) dx$	Fourier transform;
$\mathcal{L}_t(f)$	$\int_0^{\infty} e^{-pt} f(t) dt$	Laplace transform;
$\tilde{f}(p)$	$\int_0^{\infty} f(t) e^{-pt} dt$	Laplace transform;
$\theta(t)$		unit step function;
$t_+^\alpha$	$\theta(t)  t ^\alpha$	homogeneous distribution;
$D_C^\alpha$	$I^{n-\alpha} D^n$	Caputo fractional derivative,
$f \sim_a g$	$0 < \lim_{x \rightarrow a}  f/g  < \infty$ ;	
$f = o[g]$	$\lim_{x \rightarrow a}  f/g  = 0$	at $a = 0$ or $\infty$

**1. Introduction.**

Viscoelastic media of the Newtonian, hereditary or combined type are known to have positive relaxation spectra [1, 2, 3, 4, 5]. Any network of springs and dashpots combined in parallel and serially has this property [6]. This is also true of many theoretical models of polymers (the Rouse model [7], Zimm's reptation-based models [8], Generalized Gaussian models [9]), rubber [10, 11], metals [12] and rocks [13]. Universality of this property has led to same attempts at explaining it by a general thermodynamic or "fading memory" principle [2, 14, 4]). The same property is shared by some (but not all) dielectric media [15].

Positive relaxation spectrum has some consequences for wave dispersion and attenuation in such media. We shall use the term "admissible" to refer to the attenuation and dispersion functions which are compatible with positive relaxation time spectrum. It will be shown that every admissible pair of attenuation and dispersion functions has an integral representation in terms of a positive Radon measure, which we call the dispersion-attenuation measure. The measure is arbitrary except for a very mild growth condition. The two expressions taken together can be considered as a dispersion relation in parametric form.

In contrast the acoustic Kramers-Kronig (K-K) dispersion relations [16] are non-local. The K-K dispersion relations express the dispersion function in terms of the attenuation function or conversely. This presupposes that one of these functions (usually the dispersion function) is accurately known

and is admissible. On the other hand, substituting any positive measure in the parametric dispersion relation yields an admissible pair of dispersion and attenuation functions.

There is no a priori argument in favor of the K-K dispersion relations in acoustics. In electromagnetic theory the K-K relations follow from the causality of the time-domain kernel appearing in the constitutive equations of a dispersive dielectric medium. In acoustics the K-K relations are derived from an ad hoc assumption about the analytic properties of the wave number. It is namely assumed that the wave number is the Fourier transform of a causal function (or distribution)  $L$ . This assumption is not justified unless a physical meaning is given to the causal function  $L$ . Attempts to give a physical meaning to the function  $L$  in terms of an ad hoc wave equation are discussed in Sec. 6. The wave equation is however not consistent with the constitutive equations of viscoelasticity unless an approximation are made.

It will be also shown that in media with positive relaxation spectrum the frequency dependence of the attenuation function  $\mathcal{A}_1(\omega)$  in the high frequency range is sublinear:  $\mathcal{A}_1(\omega) = o[\omega]$ . This fact raises some problems which we also try to address in this paper. In the case of power law attenuation the attenuation and dispersion are proportional to a power of frequency  $|\omega|^\alpha$ . Numerous experiments in acoustics indicate that the power law accurately represents the frequency dependence of dispersion and attenuation over several decades of frequency. If the power law extends to arbitrarily large frequencies then viscoelastic theory based on positive relaxation spectrum implies that the exponent of the power law satisfies the inequalities  $0 \leq \alpha < 1$ . The same inequality follows from the requirement of finite speed of propagation.

Investigations of creep and relaxation in viscoelastic materials always support the assumption of positive relaxation spectrum (e.g. [17, 12] for creep in metals, [13] for the upper mantle) and therefore models derived from constitutive relations exhibit sublinear attenuation and dispersion at high frequencies. In particular this applies to the Cole-Cole, Havriliak-Negami, Cole-Davidson and Kohlrausch-Williams-Watts relaxation laws commonly applied in phenomenological rock mechanics, polymer rheology [18], bio-tissue mechanics (e.g. for bone collagen [19]) as well as for ionic glasses [20]. It also applies to the most common constitutive model of bio-tissue based on power law creep[21] or to the soft-glassy model of cytoskeleton mechanics[22, 23].

Sublinear power law attenuation ( $\alpha < 1$ ) has also been reported in experimental investigations involving PVC and lava samples [24]. Experimental

ultrasound investigations of numerous materials point however to higher values of the exponent in the power law attenuation. For example in ultrasound investigations of soft tissues the exponent varies between 1 and 1.5, while in some viscoelastic fluids such as castor oil it lies between 1.5 and 2. In multi-walled carbon nanotubes the exponent lies above 1.1 [25]. We shall refer to this case as superlinear frequency dependence. Typical values of the power law exponent in medical applications using ultrasound transducers are  $\alpha = 1.3$  in bovine liver for  $1 \div 100$  MHz,  $\alpha = 1 \div 2$  in human myocardium and other bio-tissues [26]. Values in the range  $1 \div 2$  are observed at lower frequencies in aromatic polyurethanes [27]. Nearly linear frequency dependence of attenuation is well documented in seismology [28]. Approximately linear frequency dependence of attenuation has been observed in geological materials in the range 140 Hz to 2.2 MHz.

Several papers have been devoted to a theoretical justification of the superlinear dispersion-attenuation models [29, 30, 31, 32, 33, 34, 33]. In order to resolve some problems Chen and Holm [35] suggested to add a fractional Laplacian of the velocity field of order  $y$ , where  $0 < y < 2$ , to the usual Laplacian of the displacement field in the equations of motion. Their approach still leads to an unbounded sound speed for superlinear attenuation and adds a new problem: their wave equation cannot be derived from a viscoelastic constitutive equation. The underlying physical model of Chen and Holm's equation is for the time being unclear.

The main factor affecting viscoelastic behavior and viscoelastic wave propagation is relaxation represented by the relaxation modulus. This remains true for fractal media such as polymers and bio-tissues. In contrast to anomalous diffusion, viscoelasticity is incompatible with fractional Laplacians.

Superlinear power law attenuation is incompatible with a finite upper limit on propagation speed. This also applies to more general attenuation functions with a linear or superlinear asymptotic growth in the high frequency range. In fact we shall see that the boundary between finite and infinite speed of propagation corresponds to asymptotic attenuation  $\sim a\omega/\ln(\omega)$ . An abnormal feature of wave propagation in media with superlinear power laws (and more generally in media with superlinear asymptotic frequency dependence) is appearance of precursors. The precursors extend to infinity and thus the speed of propagation of disturbances is infinite.

It is a challenging problem how to explain the incompatibility between the theory of viscoelasticity (or finite propagation speed) and experiment in

the case of superlinear attenuation. It seems likely that the attenuation observed at ultrasound frequencies should be associated with an intermediate frequency range in which the attenuation function behaves in a significantly different way from its asymptotic behavior. However even in this case problems remain. A superlinear power law cannot be strictly valid in any finite range of frequencies. Since the local exponent  $\alpha_1(\omega) := \ln \mathcal{A}_1(\omega) / \ln \omega$  is analytic for  $\omega > 1$ , it cannot be constant over a finite frequency range without being constant over the entire real line. Hence a local superlinear power law entails superlinear asymptotic behavior which is incompatible with the requirements of positive relaxation time spectrum and finite propagation speed.

## 2. Constitutive assumptions and basic definitions.

In viscoelasticity the relaxation modulus  $G$ , defined by the constitutive stress-strain relation

$$\sigma(t) = \int_0^t G(t-s) \dot{\epsilon}(s) ds + \zeta \dot{\epsilon}(t) \quad (1)$$

is assumed to have positive relaxation spectral density  $h$ . The latter statement means that for every  $t > 0$

$$G(t) = G_0 + \int_0^\infty e^{-tr} h(r) d \ln(r), \quad t > 0 \quad (2)$$

where  $r = 1/\tau$  is the inverse of the relaxation time and  $h(r) \geq 0$ . Eq. (2) represents a superposition of a continuum of Debye elements. For mathematical convenience eq. (2) will be replaced by a more general equation

$$G(t) = \int_{[0, \infty[} e^{-tr} \mu(dr), \quad t > 0 \quad (3)$$

where  $\mu$  is a positive measure:  $\mu([a, b]) \geq 0$  for every interval  $[a, b]$  of the positive real axis. As indicated in the subscript of the integral sign the range of integration is the set of reals satisfying the inequality  $0 \leq r < \infty$ . In general the measure  $\mu(\{0\})$  of the one-point set  $\{0\}$  is finite and equal to the equilibrium modulus  $G_\infty := \lim_{t \rightarrow \infty} G(t)$ . An additional assumption

$$\int_{[0, \infty[} \frac{\mu(dr)}{1+r} < \infty \quad (4)$$

ensures that the function  $G$  is integrable over the interval  $[0, 1]$  [5]. The relaxation modulus assumes a finite value  $G(0) = M$  at 0 if the measure  $\mu$  has a finite mass  $M = \mu([0, \infty[)$ .

In contrast to eq. (2) the integral representation (3) includes as special cases finite spectra of relaxation times corresponding to superpositions of a finite number of Debye elements

$$G(t) = \sum_{n=1}^N c_n e^{-r_n t}, \quad c_n > 0, r_n \geq 0 \quad \text{for } n = 1, \dots, N \quad (5)$$

(Prony sums), infinite discrete spectra corresponding to Dirichlet series as well as discrete spectra embedded in continuous spectra. However the main advantage of (3) over (2) is the availability of a very powerful mathematical theory which ensures logical equivalence of certain statements about material response functions.

In particular a function satisfying (3) is completely monotone. A function  $G(t)$  is said to be *completely monotone* if it continuously differentiable to every order and

$$(-1)^n D^n G(t) \geq 0 \quad \text{for all non-negative integers } n \text{ and } t > 0 \quad (6)$$

Bernstein's theorem [36, 37] asserts that eq. (3) is *equivalent* to (6). There is no such simple characterization of functions which have the integral representation (2). Hence the requirement of positive relaxation time spectrum (3) is equivalent to the complete monotonicity of the relaxation modulus [38, 1, 39, 5].

For us the main benefit from using (3) instead of (2) is the equivalence of (3) with a property of the dispersion and attenuation that will be explained below. That is, certain statements about attenuation and dispersion functions follow from (3) or, conversely, imply that (3) does not hold.

We now recall the definition of a Bernstein function [40]. A differentiable function  $f$  on  $]0, \infty[$  is a Bernstein function if  $f \geq 0$  and its derivative  $f'$  is completely monotone. A Bernstein function is non-negative, continuous on  $]0, \infty[$  and non-decreasing, hence it has a finite value at 0. A function  $f$  on  $[0, \infty[$  which has the form  $f(x) = x^2 \tilde{g}(x)$  for some Bernstein function  $g$  is called a *complete Bernstein function* (CBF) [37]. It can be proved that every complete Bernstein function is a Bernstein function [37].

The following facts about complete Bernstein functions will be needed here.

**Theorem 2.1**

A real function  $f$  on  $]0, \infty[$  is a complete Bernstein function if (i)  $f$  has an analytic continuation  $f(z)$  to the complex plane cut along the negative real axis; (ii)  $f(0) \geq 0$ , (iii)  $f(\bar{z}) = \overline{f(z)}$ , (iv)  $\text{Im } f(z) \geq 0$  in the upper half plane  $\text{Im } z \geq 0$ .

Theorem 2.1 has the following corollaries[41]: (1) If  $f$  is a CBF then  $f^\alpha$  is a CBF if  $0 \leq \alpha \leq 1$ .

(2) If  $f \not\equiv 0$  then the function  $x/f(x)$  is a CBF.

Every complete Bernstein function  $f$  has the integral representation:

$$f(x) = a + bx + x \int_{]0, \infty[} \frac{\nu(dr)}{x+r} \quad (7)$$

where  $a, b \geq 0$  and  $\nu$  is a positive measure satisfying the inequality

$$\int_{]0, \infty[} \frac{\nu(dr)}{1+r} < \infty \quad (8)$$

[37]. Note that the integration domain does not include the point 0. The contribution of 0 would have the form  $\nu(\{0\})x$ , hence it could be included in the second term on the right-hand side of (7). If the point 0 is excluded then the constants  $a, b$  and the measure  $\nu$  are uniquely defined by the function  $f$ .

If  $G$  is a completely monotone function integrable over  $[0, 1]$  and satisfying eq. (3) then

$$\tilde{G}(p) = \int_{[0, \infty[} \frac{\mu(dr)}{p+r} = \frac{\mu(\{0\})}{p} + \int_{]0, \infty[} \frac{\mu(dr)}{p+r}$$

It follows that

$$\mathcal{Q}(p) := p\tilde{G}(p) = \mu(\{0\}) + p \int_{]0, \infty[} \frac{\mu(dr)}{p+r} \quad (9)$$

is a complete Bernstein function [41].

A function  $f$  is called a Stieltjes function if it has an integral representation

$$f(x) = a + \int_{]0, \infty[} \frac{\nu(dr)}{x+r} \quad (10)$$

where  $a \geq 0$  and  $\nu$  is a positive measure satisfying (8).

### 3. Dispersion and attenuation.

The Green's function  $\mathcal{G}(t, x)$  is defined as the solution of the problem

$$\rho u_{,tt} = G(t) * u_{,txx} + \delta(x) \delta(t) \quad (11)$$

with zero initial data. In a three-dimensional space

$$\begin{aligned} \mathcal{G}(t, x) = & \\ & \frac{-1}{(2\pi)^3 r} \int_{-i\infty+\varepsilon}^{i\infty+\varepsilon} e^{pt} \frac{1}{\mathcal{Q}(p)} dp \int_{-\infty}^{\infty} \frac{e^{ikr}}{k^2 + B(p)^2} k dk = \\ & \frac{1}{8\pi^2 i r} \int_{-i\infty+\varepsilon}^{i\infty+\varepsilon} \frac{1}{\mathcal{Q}(p)} e^{pt-B(p)r} dp \quad (12) \end{aligned}$$

where

$$B(p) := p \frac{\rho^{1/2}}{\mathcal{Q}(p)^{1/2}} \quad (13)$$

It will be assumed that  $G$  is completely monotone and that the equilibrium modulus  $G_\infty := \lim_{t \rightarrow \infty} G(t)$  is positive. The first assumption entails that  $\mathcal{Q}$  is a complete Bernstein function. From the corollaries of Theorem 2.1 we know that the functions  $\mathcal{Q}^{1/2}$  and  $p/\mathcal{Q}(p)^{1/2}$  are complete Bernstein functions. Hence  $B$  is a complete Bernstein function. The second assumption entails that  $\mathcal{Q}(0) = \lim_{p \rightarrow 0} [p\tilde{G}(p)] = G_\infty > 0$ , hence  $B(0) = 0$ . In view of (7) the function  $B$  has a representation  $B(p) = cp + b(p)$  where  $c \geq 0$ , the dispersion-attenuation function  $b$  has the integral representation

$$b(p) := p \int_{]0, \infty[} \frac{\nu(dr)}{p+r} \quad (14)$$

and  $\nu$  is a positive measure satisfying the inequality (8). A function  $b$  having an integral representation (14) will be called an *admissible dispersion-attenuation function*. The measure  $\nu$  is the spectral measure of the dispersion-attenuation function  $b$ . A dispersion-attenuation function  $b$  of a viscoelastic material with a positive relaxation spectrum is admissible. The converse statement is not true, as will be shown later.

We shall now prove that  $\lim_{p \rightarrow \infty} B(p)/p = c$ . The last conclusion follows from the fact that for  $p > 1$

$$\frac{1}{p+r} \leq \frac{1}{1+r}$$



and the right-hand side is integrable with respect to the measure  $\nu$  in view of eq. (8). For  $p \rightarrow \infty$  the integrand of

$$\int_{]0, \infty[} \frac{\nu(dr)}{p+r}$$

tends to zero, hence, by the Lebesgue Dominated Convergence Theorem, the integral tends to zero as well. It follows additionally that  $b(p) = o[p]$  for  $p \rightarrow \infty$ . We now note that  $\lim_{p \rightarrow \infty} \mathcal{Q}(p) = G_0 := \lim_{t \rightarrow 0} G(t)$  is the elastic (instantaneous response) modulus. Hence  $c = 1/c_0$ , where  $c_0 := \sqrt{G_0/\rho}$ . Hence eq. (12) can be recast in a more explicit form

$$\mathcal{G}(t, x) = \frac{1}{8\pi^2 i r} \int_{-i\infty+\varepsilon}^{i\infty+\varepsilon} \frac{1}{\mathcal{Q}(p)} e^{p(t-|x|/c_0)-b(p)r} dp \quad (15)$$

and the dispersion-attenuation function  $b(p)$  has sublinear growth.

We also note that the attenuation function is non-negative in the right-half of the complex  $p$ -plane:

$$\mathcal{A}(p) := \operatorname{Re} b(p) = \int_{]0, \infty[} \frac{|p|^2 + r \operatorname{Re} p}{|p+r|^2} \nu(dr) \geq 0 \quad (16)$$

for  $\operatorname{Re} p \geq 0$ .

The derivative

$$b'(p) = \frac{b(p)}{p} - \int_{]0, \infty[} \frac{\nu(dr)}{(p+r)^2} \leq \frac{b(p)}{p} \quad (17)$$

Moreover

$$b'(p) = \int_{]0, \infty[} \frac{r \nu(dr)}{(p+r)^2} \geq 0$$

On account of (8) the function  $r/(p+r)^2 \leq 1/(1+r)$  (for  $p > 1$ ) is integrable with respect to the measure  $\nu$  and tends to zero for  $p \rightarrow \infty$ . Hence  $b'(p) = o[1]$  for  $p \rightarrow \infty$ .

The attenuation function  $\mathcal{A}$  and the dispersion function  $\mathcal{D}(p) := -\operatorname{Im} b(p)$  satisfy linear dispersion equations in parametric form:

$$\mathcal{A}(p) = \int_{]0, \infty[} \frac{|p|^2 + r \operatorname{Re} p}{|p+r|^2} \nu(dr) \quad (18)$$

$$\mathcal{D}(p) = -\operatorname{Im} p \int_{]0, \infty[} \frac{r}{|p+r|^2} \nu(dr) \quad (19)$$

The measure  $\nu$  represents the dispersion-attenuation spectrum. An elementary dispersion-attenuation is represented by the function  $p/(p+r)$  for a fixed value of  $r$ . Given a CBF function  $b$ , the ratio  $g(p) := b(p)/p$  is a Stieltjes function. If the dispersion-attenuation measure  $\nu(dr) = n(r) dr$ ,  $n \in \mathcal{L}_{\text{loc}}^1(\mathbb{R}_+)$ , then the *dispersion-attenuation density*  $n$  can be calculated by applying the formula for inversion of the Stieltjes transform:

$$n(r) = \frac{1}{\pi} \lim_{\varepsilon \rightarrow 0^+} \text{Im } g(-r - i\varepsilon) \quad (20)$$

[42]. More generally,  $\text{Im } g(p) \geq 0$  if  $\text{Im } p \leq 0$ . The distributional limit  $\lim_{\varepsilon \rightarrow 0^+} \text{Im } g(-r - i\varepsilon)$  is non-negative, hence it is a non-negative measure. For a general non-negative measure  $\nu$  we thus have the inversion formula

$$\nu([a, b]) = \int_{[a, b]} \text{Im } \lim_{\varepsilon \rightarrow 0^+} g(-r - i\varepsilon) \quad (21)$$

for an arbitrary interval  $[a, b]$  of the real axis.

Eq. (20) can be used to determine the dispersion-attenuation measure when the dispersion-attenuation function is given in the form of an analytic function. On the other hand either eq. (28) or eq. (29) can be used to determine the spectral density  $h_1$ . This function is subject to only two constraints: (1) it is non-negative; (2) it must decrease faster than  $1/\ln(\tau)$  as  $\tau \rightarrow \infty$ .

The Green's function can be calculated by an inverse Laplace transform which involves integration over the imaginary axis  $p = -i\omega$ . It is therefore important to investigate the functions  $b$ ,  $\mathcal{D}$  and  $\mathcal{A}$  on the imaginary axis in the  $p$  plane. Substituting  $p = -i\omega$  in the integral representation of  $b$  we get the following frequency-domain formulas:

$$\mathcal{A}_1(\omega) := \text{Re } b(-i\omega) = \omega^2 \int_{]0, \infty[} \frac{\nu(dr)}{\omega^2 + r^2} \quad (22)$$

$$\mathcal{D}_1(\omega) := -\text{Im } b(-i\omega) = \omega \int_{]0, \infty[} \frac{r \nu(dr)}{\omega^2 + r^2} \quad (23)$$

For completeness we also note that the propagation speed  $c(\omega)$  and the quality factor  $Q(\omega)$  can be expressed in terms of the measure  $\nu$

$$\frac{1}{c(\omega)} = -\text{Im } B(-i\omega)/\omega \equiv \frac{1}{c_0} + \frac{\mathcal{D}_1(\omega)}{\omega} \quad (24)$$

$$Q(\omega) = \frac{\omega}{4\pi\mathcal{A}_1(\omega)} \left( \frac{1}{c_0} + \mathcal{D}_1(\omega) \right) \quad (25)$$

It can now be proved that the attenuation is sublinear as a function of real frequency.

**Theorem 3.1**

As  $\omega \rightarrow \infty$

1.  $\mathcal{A}_1(\omega) = o[\omega]$  and  $\mathcal{D}_1(\omega) = o[\omega]$ ;
2. if  $M := \int_{]0, \infty[} \nu(dr) < \infty$  then  $\mathcal{A}_1(\omega) \rightarrow M$ .

**Proof.** For  $\omega > 1$

$$\frac{1}{2} \frac{\omega}{\omega^2 + r^2} \leq \frac{\omega}{(\omega + r)^2} \leq \frac{1}{1+r} \frac{\omega}{\omega + r} \leq \frac{1}{1+r}$$

The integrand of  $\mathcal{A}_1(\omega)/\omega$  is thus bounded by an integrable function and it tends to 0 for  $\omega \rightarrow \infty$ . The thesis follows from the Lebesgue Dominated Convergence Theorem and eq. (8).

For  $M = \int_{]0, \infty[} \nu(dr) < \infty$  we note that the integrand of  $\mathcal{A}_1(\omega)$  tends to 1 and thus  $\mathcal{A}_1(\omega) \rightarrow M$  by the Lebesgue Dominated Convergence Theorem.

For  $\omega > 1$  the integrand  $r/(\omega^2 + r^2)$  of  $\mathcal{D}_1(\omega)/\omega$  is bounded by an integrable function

$$\frac{1}{2} \frac{r}{\omega^2 + r^2} \leq \frac{r}{(\omega + r)^2} \leq \frac{r}{1+r} \frac{1}{1+r} \leq \frac{1}{1+r}$$

Since the integrand tends to 0 for  $\omega \rightarrow \infty$ ,  $\mathcal{D}_1(\omega)/\omega = o[1]$ . □

By similar arguments one can prove that for  $\omega \rightarrow 0$

$$\mathcal{A}_1(\omega) = o[\omega^2] \quad (26)$$

$$\mathcal{D}_1(\omega) = o[\omega^2] \quad (27)$$

Since  $x/(1+x)$  is an increasing function, eq. (22) implies that the attenuation function  $\mathcal{A}_1(\omega)$  is non-decreasing function of  $\omega > 0$ .

If  $\nu$  is absolutely continuous with respect to the logarithmic scale on the  $r$  axis then there is a locally integrable function  $h(r)$  such that  $\nu(dr) =$

$h(r)dr/r$  and  $\int_0^\infty [h(r)/(1+r)]dr/r < \infty$ . The function  $b$  now assumes the form  $b(p) = p \int_0^\infty h(r)/[p+r] dr$ . The variable  $r$  can be replaced by a variable  $\tau = 1/r$  with the dimension of time. Let  $h_1(\tau) := h(1/\tau)$ . Substituting  $p = -i\omega$  as well we get a formula used in physical acoustics

$$\mathcal{A}_1(\omega) = \omega^2 \int_0^\infty \frac{\tau h_1(\tau)}{1 + \tau^2 \omega^2} d\tau \quad (28)$$

and its companion formula

$$\mathcal{D}_1(\omega) = \omega \int_0^\infty \frac{h_1(\tau)}{1 + \tau^2 \omega^2} d\tau \quad (29)$$

where  $h_1 \geq 0$  and

$$\int_0^\infty \frac{h_1(\tau)}{1 + \tau} d\tau < \infty \quad (30)$$

The variable  $\tau$  is different from the relaxation time  $\tau = 1/r$  appearing in eq. (3). For example in the case of a finite relaxation spectrum  $\tau_n = 1/r_n$  (eq. (5)) the attenuation spectrum is also discrete but different from the relaxation spectrum. The attenuation spectrum can be calculated from the relaxation spectrum by solving a set of non-linear equations following from the equation

$$\mathcal{Q}(p) B(p)^2 = \rho p^2 \quad (31)$$

and conversely.

#### 4. Implications of finite speed of wave propagation.

Since  $1/\mathcal{Q}(p) = p \tilde{J}(p) = J(0) + \tilde{J}'(p)$ , where  $J$  is the creep compliance, the Green's function (15) can be expressed in the form of a convolution

$$\mathcal{G}(t, x) = J'(t) * H(t - |x|/c_0, |x|) + J_0 H(t - |x|/c_0, |x|)$$

where  $H(\tau, r)$  is the inverse Laplace transform of the function  $e^{-b(p)r}/(4\pi r)$ . In terms of the inverse Fourier transformation

$$H(\tau, r) = \frac{1}{8\pi^2 r} \int_{-\infty}^{\infty} e^{-i\omega\tau - b(-i\omega)r} d\omega$$

Note that  $b(-i\omega) = \overline{b(i\omega)}$ . The integrand is square integrable if  $r > 0$  and

$$\int_0^\infty e^{-2\text{Re} b(-i\omega)r} d\omega < \infty \quad (32)$$

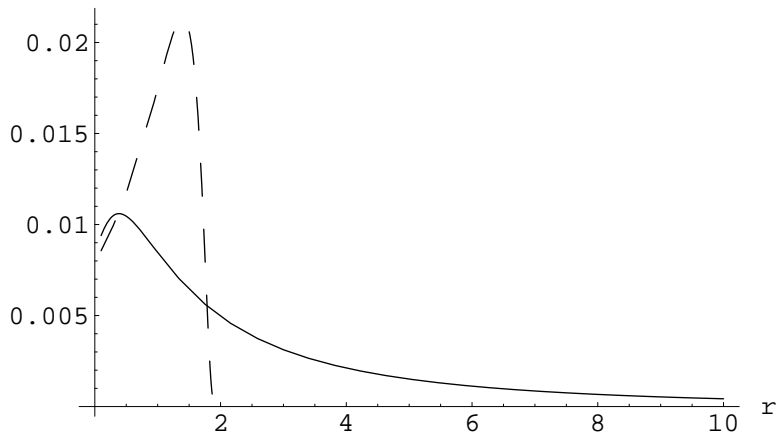


Figure 1: Two snapshots of Green's functions for power law attenuation with  $\alpha = 3/2$  (solid line) and  $\alpha = 1/2$  (dashed line).

If eq. (32) holds then the Paley-Wiener theorem (Theorem XII in [43]) can be applied. By this theorem  $H(\tau, r) = 0$  for  $\tau < 0$  if and only if

$$\int_{-\infty}^{\infty} \frac{\operatorname{Re} b(-i\omega)}{1 + \omega^2} d\omega < \infty \quad (33)$$

The function  $J'$  is causal. Hence, if  $H(\tau, r) = 0$  for  $\tau < 0$  then

$$\mathcal{G}(t, x) = \int_0^{t-|x|/c_0} J'(s) H(t - |x|/c_0 - s, |x|) ds$$

vanishes for  $t < |x|/c_0$ .

In particular, if  $b(p) \sim_{\infty} a p^{\alpha}$ ,  $a > 0$ ,  $\operatorname{Re} p \geq 0$ , the inequalities (32) and (33) are satisfied if  $0 < \alpha < 1$ .

It follows from Theorem 3.1 that the asymptotic growth of of the attenuation function  $\operatorname{Re} b(-i\omega)$  in the high-frequency range is sublinear. This is however insufficient to satisfy inequality (33) and vanishing of the wave field ahead of the wavefront  $|x| = c_0 t$ . For example for  $b(-i\omega) \sim_{\infty} \omega / \ln^{\alpha}(\omega)$  the integral in (33) does not always converge. Since we are interested in the high-frequency behavior, we can replace  $1 + \omega^2$  by  $\omega^2$  in the denominator of (33). For  $\alpha = 1$

$$\int_e^{\omega} \frac{dy}{y \ln(y)} = \ln(\ln(\omega))$$

is unbounded for  $\omega \rightarrow \infty$ , hence (33) is not satisfied. For  $\alpha \neq 1$

$$\int_e^\omega \frac{dy}{y \ln^\alpha(y)} = \frac{\ln^{1-\alpha}(\omega) - 1}{1 - \alpha}$$

is unbounded for  $\alpha < 1$  and bounded for  $\alpha > 1$ . We thus see that in contrast to the power law attenuation, linear growth is not a limit case for finite propagation speed. Some sublinear cases will also exhibit precursors ahead of the wave front.

In particular the function  $b(p) = p/\ln^\alpha(1+p)$  with  $0 \leq \alpha \leq 1$  is a CBF with the asymptotic properties discussed in the previous paragraph. Indeed, for  $\text{Im } p \geq 0$  the argument  $\psi = \arg(1+p)$  satisfies the inequality  $0 \leq \psi \leq \pi$ . Hence  $\ln(1+p)$  maps the upper half plane into itself and is non-negative for  $p \geq 0$ . Hence, by Theorem 2.1,  $\ln(1+p)$  is a CBF. The same is true for  $\ln^\alpha(1+p)$  if  $0 < \alpha \leq 1$ . In view of a property of CBF functions mentioned after Theorem 2.1 this implies that  $b(p)$  is a CBF if  $0 < \alpha \leq 1$ . Moreover  $b(0) = 0$  and  $\lim_{p \rightarrow \infty} b(p)/p = 0$ , hence  $b(p)$  is an admissible dispersion-attenuation function. We thus have produced an example of an admissible dispersion-attenuation function  $b(p)$  such that  $b(-i\omega)$  has sublinear growth in the high frequency range but (33) is not satisfied.

## 5. Examples of dispersion-attenuation functions.

### 5.1. Power-law attenuation.

Power-law attenuation is commonly used to match experimental dispersion and attenuation data for a wide variety of real viscoelastic materials such as polymers, bio-tissues and some viscoelastic fluids.

Consider the viscoelastic medium defined by the following equation of motion

$$\rho (D_C^2 + 2a D_C^{1+\alpha} + a^2 D_C^{2\alpha}) u = A \nabla^2 u + \delta(t) \delta(x) \quad (34)$$

with the initial data  $u(0, x) = u_t(0, x) = 0$  in  $d$  dimensions,  $d = 1, 3$ .  $D_C^\alpha$  denotes the Caputo fractional derivative of order  $\alpha$

$$D_C^\alpha f(x) := \int_0^t \frac{(t-s)^{-\alpha}}{\Gamma(1-\alpha)} f'(s) ds \quad (35)$$

[44].

It is assumed that  $A > 0$ ,  $a \geq 0$ ,  $0 < \alpha < 1$ . The Laplace transformation  $\mathcal{L}_t$  with respect to the time variable and the Fourier transformation  $\mathcal{F}_x$  with respect to the spatial variable bring eq. (34) to the following form

$$\rho g(p)^2 \hat{u}(p, \mathbf{k}) = -A \mathbf{k}^2 \hat{u}(p, \mathbf{k}) + 1 \quad (36)$$

where  $\hat{u} := \mathcal{F}_x(\mathcal{L}_t(u))$  and  $g(p) := p + a p^\alpha$ . Eq. (36) implies that in the case of power law attenuation  $\mathcal{Q}(p) = p A/g(p)^2$  and  $B(p) = g(p)/c_0$ .

We shall begin with solving eq. (34) in one dimension. Applying the inverse Fourier transformation to eq. (36):

$$\tilde{u}^{(1)}(p, x) = \frac{1}{2\pi} \int_{-\infty}^{\infty} \frac{e^{ikx+pt}}{\rho g(p)^2 + A k^2} dk$$

The contour can be closed by a large half-circle in upper-half complex  $k$ -plane if  $x > 0$ , in the lower- half complex  $k$ -plane if  $x < 0$  and

$$\frac{1}{A k^2 + \rho g(p)^2} = \frac{1}{2ig(p) A} \left[ \frac{1}{k - ig(p)/c_0} - \frac{1}{k + ig(p)/c_0} \right]$$

where  $c_0 := \sqrt{A/\rho}$ . We now restrict ourselves to imaginary values of  $p = -iw$ . Since  $\text{Im}[ig(-iw)] = \text{Re} g(-iw) = a |w|^\alpha \cos((1 - \alpha)\pi/2) \geq 0$ , the residuum at  $\pm ig(p)/c_0$  contributes if  $\pm x > 0$ . Hence

$$\tilde{u}(p, x) = \frac{1}{2A} \frac{e^{-g(p)|x|/c_0+pt}}{g(p)}$$

and

$$u^{(1)}(t, x) = \frac{1}{4\pi i A} \int_{-i\infty}^{i\infty} \frac{1}{g(p)} e^{pt-g(p)|x|/c_0} dp \quad (37)$$

The solution  $u^{(3)}$  of (34) in a three-dimensional space is given by the formula

$$u^{(3)}(t, x) = \frac{-1}{2\pi r} \frac{\partial}{\partial r} u^{(1)}(t, r)$$

Hence

$$u^{(3)}(t, x) = \frac{1}{8\pi^2 i |x| c_0 A} \int_{-i\infty}^{i\infty} e^{p(t-|x|/c_0)-a p^\alpha |x|} dp = \frac{1}{4\pi a^{1/\alpha} |x|^{1+1/\alpha} c_0 A} P_\alpha((t - |x|/c_0)/(a|x|)^\alpha) \quad (38)$$

where

$$P_\alpha(z) := \frac{1}{2\pi i} \int_{-i\infty}^{i\infty} e^{yz} e^{-y^\alpha} dy \quad (39)$$

The function  $P_\alpha$  is a totally skewed Lévy stable probability density [45, 46].

For  $\alpha = 1/2$  the  $\alpha$ -stable probability  $P_\alpha$  can be expressed in terms of elementary functions. For  $\alpha = 1/3, 2/3$  the  $\alpha$ -stable probability can be expressed in terms of Airy functions, see Ref.[47]. The Green's functions are easy to calculate explicitly in these cases. The Green's function vanishes at and outside the wavefront, as can be seen in the case  $\alpha 1/2$  in Fig. 1. For  $\alpha \geq 1$  there is no wavefront and the signal peak is preceded by a precursor extending to infinity, as can be seen in the case of  $\alpha = 3/2$  in Fig. 1. The limit case, as we shall see, is the asymptotic behavior  $b(p) \sim_\infty a p / \ln(p)$ . In the limit case the propagation speed is unbounded.

Since  $\text{Re } b(-i\omega) = a \omega^\alpha \cos(\pi\alpha/2) > 0$  and for  $p = -i\omega$

$$|e^{p^t - g(p)r/c_0}| = e^{-a\omega^\alpha \cos(\alpha\pi/2)}$$

the integrals

$$f(t, r) := \frac{1}{2\pi i} \int_{-\infty}^{\infty} (-1)^n p^{-2} p^m g(p)^{n+1} e^{p^t - g(p)r/c_0} dp$$

are uniformly convergent for  $r > 0$  and a theorem in [48], Sec. 4.44 implies that the derivatives  $\partial^{n+m} f / \partial t^n \partial r^m$  exist for all positive integers  $n, m$  and  $r > 0$ . For  $0 < \alpha < 1$  the Green's function vanishes outside the wavefront and is infinitely differentiable everywhere. Hence the Green's function vanishes at the wavefront with all its derivatives [47].

We shall conclude the section with a spectral characterization of the power law attenuation:

**Theorem 5.1**

*The spectral measure of the dispersion-attenuation function  $a p^\alpha$ ,  $0 \leq \alpha < 1$ , is*

$$\nu(d\xi) = a \frac{\sin(\pi\alpha)}{\pi} \xi^{\alpha-1} d\xi \quad (40)$$

**Proof.** Substituting the Laplace transform

$$y^{-\alpha} = \int_0^\infty e^{-yz} [z^{\alpha-1} / \Gamma(\alpha)] dz \quad (41)$$



in the Laplace transform

$$x^{\alpha-1} = \int_0^{\infty} e^{-xy} [y^{-\alpha}/\Gamma(1-\alpha)] dy \quad (42)$$

yields the Stieltjes transform

$$x^{\alpha-1} = \frac{\sin(\alpha\pi)}{\pi} \int_0^{\infty} \frac{z^{\alpha-1}}{x+z} dz$$

which implies eq. (40). □

*5.2. Eq. (14) does not imply that the relaxation modulus is completely monotone.*

All the properties of the dispersion-attenuation function  $b$  derived in Sec. 3 follow from the fact that  $B(p) = p \rho^{1/2}/\mathcal{Q}(p)^{1/2}$  is a complete Bernstein function. It follows from the above property of  $B(p)$  that  $\mathcal{Q}(p)^{1/2}$  is a complete Bernstein function[41]. On the other hand  $\mathcal{Q}$  need not be a complete Bernstein function. Therefore  $G$  need not be a completely monotone function even though  $B$  is a complete Bernstein function.

An example is provided by the power law attenuation model. The function  $B$  is a complete Bernstein function for  $0 \leq \alpha < 1$ . On the other hand  $\mathcal{Q}$  is a complete Bernstein function and  $G$  is completely monotone if and only if  $1/2 \leq \alpha < 1$ . (Fig. 2). Another example is given in Section 5.4..

*5.3. Cytoskeleton rheology.*

The continuum model of cytoskeleton rheology [49, 21] is based on a simple creep compliance in pure extension  $J(t) = J_1 t^\beta/\Gamma(1+\beta)$  with  $J_1 > 0$ ,  $0 \leq \beta < 1$ . The last inequality follows from the fact that the creep compliance in a viscoelastic material with a positive relaxation time spectrum is a Bernstein function[5]. A typical value is  $\beta = 0.24$ . It follows that  $\mathcal{Q}(p) = J_1^{-1} p^\beta$ ,  $c_0 = \infty$ ,  $B(p) = b(p) = (\rho J_1)^{1/2} p^\alpha$  with  $\alpha := 1 - \beta/2 < 1$ . This model is also confirmed by oscillatory experiments which closely match the storage modulus  $G'(\omega) = J_1^{-1} \omega^\beta \cos(\pi\beta/2)$  and loss modulus  $G''(\omega) = J_1^{-1} \omega^\beta \sin(\pi\beta/2)$  at  $\omega \cong 1$  Hz. In this case  $G(t) = G_1 t^{-\beta}/\Gamma(1-\beta)$ , where  $G_1 = 1/J_1$ .

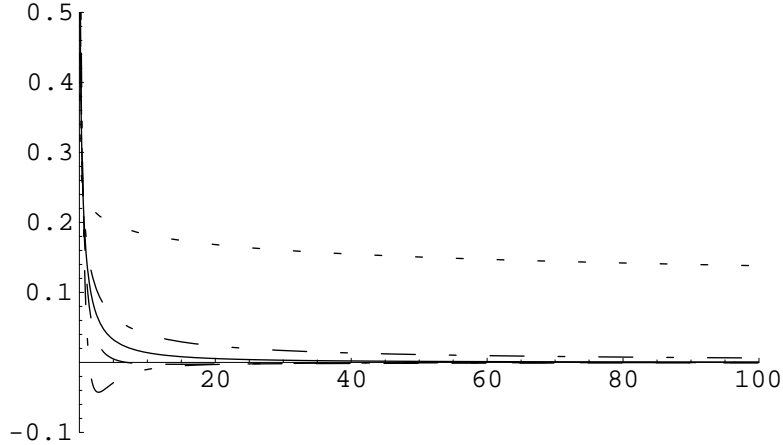


Figure 2: The relaxation modulus  $G$  for the power law attenuation. The exponent values are  $\alpha = 0.3, 0.4, 0.5, 0.6, 0.9$ , from bottom to top.

The fractional Kelvin-Voigt model of bio-tissue [50] is defined by the relaxation modulus

$$G(t) = G_\infty + G_1 t^{-\beta} / \Gamma(1 - \beta) \quad (43)$$

with  $G_\infty, G_1 \geq 0$  and  $0 \leq \beta < 1$ . The last inequality follows from the fact that the relaxation modulus of a viscoelastic medium with a positive is a completely monotone function. In this case  $\mathcal{Q}(p) = G_\infty + G_1 p^\beta$ ,  $c_0 = \infty$  and  $B(p) = b(p) \sim_0 [\rho/G_1]^{1/2} p^\alpha$ , where  $\alpha := 1 - \beta/2 < 1$ . For  $t \rightarrow 0$  the fractional Kelvin-Voigt relaxation modulus is asymptotically equivalent to the relaxation modulus of the Rouse model of dilute polymer solutions [7] and to the relaxation modulus of a derived in [51] for a ladder model of soft tissue.

In all these cases the propagation speed is unbounded because of an infinite value of the relaxation modulus at  $t = 0$ . In all these cases the attenuation function follows a sublinear power law.

#### 5.4. Discrete dispersion-attenuation spectra.

If the measure  $\nu = \sum_{n=1}^N c_n \varepsilon_{r_n}$ ,  $r_n, c_n > 0$ , where  $\varepsilon_a = \delta(r - a)$  denotes the Dirac measure concentrated at the point  $a$ , then

$$b(p) = p \sum_{n=1}^N \frac{c_n}{p + r_n} \quad (44)$$

It is however possible to prove that (44) implies that  $\mathcal{Q}$  is not a complete Bernstein function. The proof is not very short although quite elementary. Therefore eq. (44) implies that the relaxation modulus  $G$  is not completely monotone and the relaxation time spectrum is not positive. It follows that the dispersion-attenuation spectra of viscoelastic media always have a non-trivial continuous component.

## 6. Superlinear power law attenuation and the K-K dispersion relations.

A large number of papers in ultrasound acoustics deal with superlinear power law attenuation [29, 30, 26, 31, 52]. In order to express attenuation in terms of measured dispersion they resort to the K-K dispersion relations for the wave number  $K(\omega) := iB(-i\omega)$ . It is also assumed that a model of acoustic propagation is correct (causal) if the K-K relations with some number of subtractions are satisfied.

The acoustic K-K dispersion relations follow from the assumption that the reduced wavenumber function  $K(\omega) - \omega/c_0$  is the Fourier transform of a causal function (or, more generally, causal tempered distribution)  $L(t)$ . A priori the function  $L(t)$  has no physical meaning and the assumption of causality of  $L$  is unwarranted. A physical meaning can be given to the function  $L$  by the assumption that the equation of motion can be expressed in the following form:

$$c_0^{-2} u_{,tt} + (2/c_0) L * u_{,t} + L * L * u = u_{,xx} \quad (45)$$

Here

$$\tilde{L}(p) = B(p) - p/c_0$$

Causality of the integro-differential operator requires that  $L$  is a causal function. In this case  $K(\omega) = \omega/c_0 + i\tilde{L}(-i\omega) = i\omega/c_0 + \hat{L}(\omega)$ . Eq. (45) is however incompatible with the viscoelastic constitutive equations. In a viscoelastic equation of motion integral operators should act on the Laplacian of  $u$ . This kind of causality does not have any physical meaning. It is more important that the Green's function is non-causal in the superlinear case.

In [26] the authors try to guess the viscoelastic constitutive equation compatible with (45). Their approach involves an approximation of a spatial derivative by a temporal derivative. It is however possible to avoid an approximation by shifting the dispersive terms on the left-hand side of (45) to

the right-hand side. The Laplace transform of the left-hand side of eq. (45) is

$$p^2 \left[ 1 + c_0 \tilde{L}(p)/p \right]^2 / c_0^2$$

assuming that  $u(0, x) = u_{,t}(0, x) = 0$ . Hence (45) has the form

$$c_0^{-2} u_{,tt} = [G(t) * u_{,tx}]_{,x}$$

where  $G$  is the inverse Laplace transform of

$$p^{-1} \left[ 1 + c_0 \tilde{L}(p)/p \right]^{-2} \quad (46)$$

Expression (46) is the Laplace transform of a completely monotone function if and only if  $\left[ 1 + c_0 \tilde{L}(p)/p \right]^2 / p$  is the Laplace transform of a Bernstein function  $f$  [5, 42].

For  $\tilde{L}(p) = a p^\alpha$ , with  $a, \alpha > 0$ , the function  $f$  assumes the form  $\theta(t) + 2c_0 a t_+^{1-\alpha} / \Gamma(1-\alpha) + c_0^2 a^2 t_+^{2(1-\alpha)} / \Gamma(3-2\alpha)$ . It is obvious that  $f$  is a Bernstein function (and  $G$  is completely monotone) if and only if  $1/2 \leq \alpha < 1$ . We also note that  $L(t) = a t_+^{-\alpha-1} / \Gamma(-\alpha)$  is a distribution. Convolution with  $L(t)$  is a Riemann-Liouville fractional differential operator of order  $\alpha$ . The order of the fractional differential equation (45) is 2 if  $\alpha \leq 1$  and  $2\alpha$  if  $\alpha > 1$ . (In the literature the highest-order derivative  $L * L * u$  is often incorrectly neglected). For  $\alpha > 1$  the order of the time-differential operator exceeds the order of the spatial differential operator, hence the equation is formally parabolic.

Superlinear power law attenuation results in a rather strange behavior of the dispersion function. Note that the attenuation function

$$\mathcal{A}(\omega) := \operatorname{Re} B(-i\omega) = a \cos(\alpha \pi/2) |\omega|^\alpha \quad (47)$$

is non-negative. Hence, if  $0 < \alpha \leq 1$  then the constant  $a$  must be non-negative. On the other hand, for  $1 < \alpha < 3$  the constant  $a$  must be non-positive. As the frequency tends to infinity the frequency-dependent phase speed  $c(\omega)$ , given by the equation  $1/c(\omega) := \operatorname{Re}[iB(-i\omega)]/\omega = 1/c_0 + a |\omega|^{\alpha-1} \sin(\alpha \pi/2)$  increases to its maximum value  $c_0$  if  $0 \leq \alpha < 1$  ("abnormal dispersion"). For  $1 \leq \alpha < 2$  it increases from  $c_0$  at zero frequency to infinity at a finite frequency  $\omega_1 = [c_0 |a| \sin(\alpha \pi/2)]^{1/(\alpha-1)}$  and changes sign. For  $2 < \alpha < 3$  phase speed decreases from  $c_0$  at  $\omega = 0$  to 0 at infinite frequency ("normal dispersion"). This behavior of the phase speed results in the appearance of precursors.

## 7. Viscoelastic constitutive equations with a Newtonian viscosity component.

We shall briefly consider viscoelastic constitutive equations with a Newtonian component:

$$\sigma(t) = \int_0^t G(t-s) \dot{e}(s) ds + \eta \dot{e}(t) \quad (48)$$

where the Newtonian viscosity  $\eta > 0$ . If  $G$  is completely monotone then the function  $\mathcal{Q}(p) = p\tilde{G}(p) + \eta p$  is a complete Bernstein function and the theory developed above remains valid except that  $\lim_{p \rightarrow \infty} \mathcal{Q}(p) = \infty$ .

A particular case is the hysteretic damping model defined by the constitutive equation (48) and eq. (43) [22].

Since the limits  $\lim_{p \rightarrow 0} [p\tilde{G}(p)] = G_\infty$  and  $\lim_{p \rightarrow \infty} [p\tilde{G}(p)] = G_0$  are finite,  $B(0) = 0$  and  $B(p) \sim_\infty (\rho/\eta)^{1/2} p^{1/2}$ . Thus  $c = 0$  and  $B(p) \equiv b(p)$ . This implies that the Green's function does not have any wave fronts. Furthermore it follows from the theory of asymptotics of Stieltjes transforms that the dispersion-attenuation measure has an asymptotic behavior consistent with the asymptotics of  $b(p)$ :

$$\nu(dr) \sim_0 \frac{(\rho/\eta)^{1/2}}{\pi} r^{-1/2} dr \quad (49)$$

Hence high frequency asymptotics of the attenuation and dispersion functions is entirely determined by the Newtonian component:

$$\mathcal{A}_1(\omega) \sim_\infty \frac{1}{\pi} (\rho/\eta)^{1/2} \omega^2 \int_0^\infty \frac{r^{-1/2}}{r^2 + \omega^2} dr = \frac{2}{\pi} (\rho/\eta)^{1/2} \omega^{1/2} \quad (50)$$

Similarly

$$\mathcal{D}_1(\omega) \sim_\infty \frac{1}{\pi} (\rho/\eta)^{1/2} \omega \int \frac{r^{1/2}}{r^2 + \omega^2} dr = \frac{2}{3\pi} (\rho/\eta)^{1/2} \omega^{1/2} \quad (51)$$

The low frequency asymptotics of the attenuation and dispersion is entirely different. For small  $p$  the term  $p\tilde{G}(p) \sim_0 G_\infty > 0$

$$B(p) \sim_0 p [1 + \eta p/G_\infty]^{-1/2} / c_\infty \sim_0 p [1 - \eta p/(2G_\infty)] / c_\infty$$

where  $c_\infty := \sqrt{G_0/\rho}$ . Hence

$$B(-i\omega) = -i\omega/c_\infty + \beta(-i\omega)$$

where

$$\beta(-i\omega) \sim_0 \frac{\eta}{2G_\infty c_\infty} \omega^2 \quad (52)$$

This shows that in the low frequency range the attenuation function has an approximately quadratic frequency dependence.

The above described low- and high-frequency behavior described here has been experimentally confirmed for superionic glasses, with the high-frequency asymptotic exponent  $\alpha \approx 0.8$  [20].

The inverse Fourier transform (12) involves the exponential

$$e^{-i\omega(t-r/c_\infty)} e^{-\beta(-i\omega)r}$$

For large  $t - r/c_\infty$  eq. (52) can be substituted in (12). Upon the changing the integration variable  $y = \omega r^{1/2}$  and setting  $\mathcal{Q}(p) \approx \mathcal{Q}(0) = G_\infty$  in the integrand eq. (12) assumes the form

$$\mathcal{G}(t, x) = f((t - r/c_\infty)/r^{1/2})/r^{3/2} \quad (53)$$

where

$$f(z) := \frac{1}{8\pi^2 G_\infty} \int_{-\infty}^{\infty} e^{-iyz} e^{-\eta y^2/(2G_\infty c_\infty)} dy = \frac{\sqrt{2} c_\infty^{1/2}}{8\pi^{3/2} G_\infty^{1/2} \eta^{1/2}} e^{-\eta z^2/(8G_\infty c_\infty)} \quad (54)$$

According to eq. (53) the Green's function in the long-range assumes the form of a Gaussian pulse traveling with the speed  $c_\infty$ . The quadratic dependence of the attenuation can be associated with the  $r^{1/2}$  scaling of the pulse width.

A rigorous theory of long-range asymptotics of viscoelastic Green's functions in the absence of Newtonian viscosity is presented in [53]. In these cases the the pulse form and the scaling of the pulse width are different.

## 8. Experimentally measured superlinear power law attenuation in an intermediate frequency range.

The restrictions imposed on the dissipation-attenuation exponent  $\alpha$  by the positive relaxation spectrum and by finite propagation speed apply to the asymptotic behavior of  $b(p)$  at infinity. At low frequencies the exponent is close to 2. It is likely that the experimentally observed superlinear power law behavior applies to an intermediate frequency range.

For limited frequency bands very good fits of viscoelastic models to superlinear power laws can be obtained. For example, the Voigt model

$$\sigma = G_0 e + \eta \dot{e} \quad (55)$$

is a special case of the class of viscoelastic models considered here. In this case

$$\mathcal{A}_1(\omega) = \sqrt{\frac{\rho \omega^2 \left( \sqrt{G_0^2 + \eta^2 \omega^2} - G_0 \right)}{2(G_0^2 + \eta^2 \omega^2)}} \quad (56)$$

$$c(\omega) = \sqrt{\frac{2(G_0^2 + \eta^2 \omega^2)}{\rho \left( G_0 + \sqrt{G_0^2 + \eta^2 \omega^2} \right)}} \quad (57)$$

Both  $\mathcal{A}_1(\omega)$  and  $c(\omega)$  have a  $\omega^{1/2}$  behavior in the high-frequency range, while  $\mathcal{A}_1(\omega) \sim_0 [\rho^{1/2} \eta] / [2 G_0^{3/2}] \omega^2$ ,  $c(\omega) \sim_0 c_0$  for  $\omega \rightarrow 0$ .

In [52] exponential power law attenuation was matched with Voigt models in the frequency range 50–600 Hz. For  $\rho = 1000 \text{ kg m}^{-3}$ ,  $G_0 = 2.5$  and 10 kPa,  $\eta = 0.5, 2, 4$  Pa s a reasonable fit was reported with exponent values close to 1.5. It is however pointed out in [54] that the frequency range covered in data acquisition available with current technology is not adequate for demonstrating that the attenuation function satisfies a power law with an exponent in the range between 1 and 2.

Let  $\beta(\omega) := \ln[\mathcal{A}_1(\omega)/\mathcal{A}_1(1)]/\ln(\omega)$  denote the local exponent of the attenuation function.  $\beta$  is an analytic function. Consequently if  $\beta(\omega)$  is constant over a finite range of frequencies then it is constant over the entire frequency range  $0 < \omega < \infty$  and the attenuation function  $\mathcal{A}_1$  satisfies a power law. In Figs 3–5 the local exponent has been plotted for the data of Ref.[52] for the frequency range 50 ÷ 600 Hz as well as for the corresponding kilo-Hertz and megahertz ranges. Approximately constant exponents are observed over frequency ranges of logarithmic width  $\ln(50)$ . The solid line represents the exponent for  $G_0 = 10$  kPa and  $\eta = 0.5$  Pa s, the dashed line corresponds to  $G_0 = 10$  kPa and  $\eta = 4$  Pa s, and  $G_0 = 2.5$  kPa and  $\eta = 0.5$  Pa s.

## 9. Conclusions.

The attenuation and dispersion functions of a viscoelastic medium with positive relaxation spectrum have integral representations in terms of a positive Radon measure. Each positive Radon measure satisfying the growth

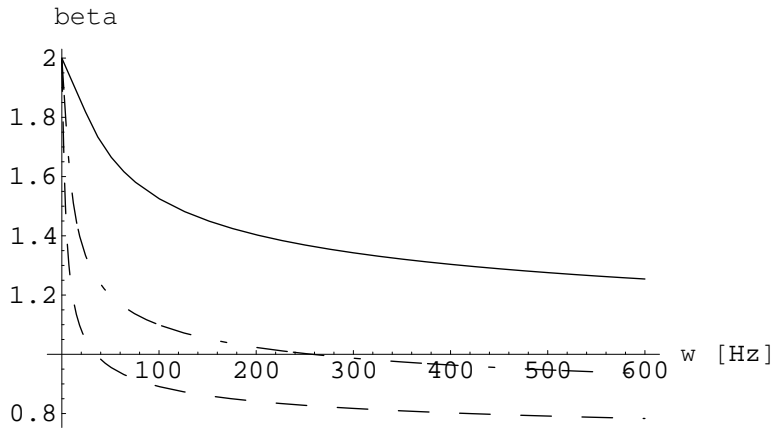


Figure 3: Local exponent in the frequency range 0 ÷ 600 Hz.

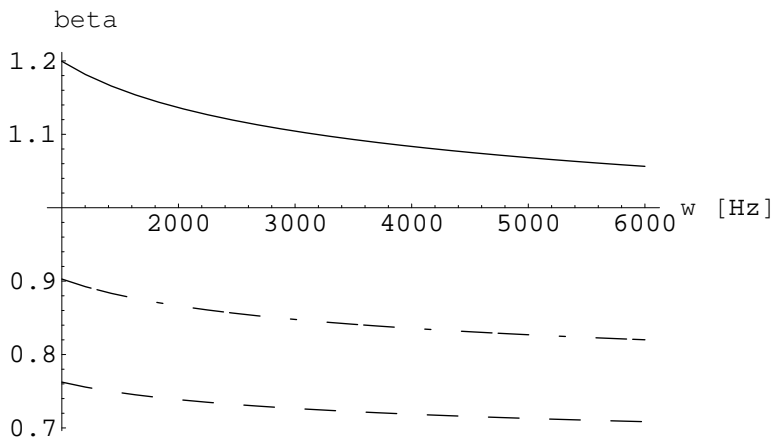


Figure 4: Local exponent in the frequency range 1 ÷ 6 kHz.



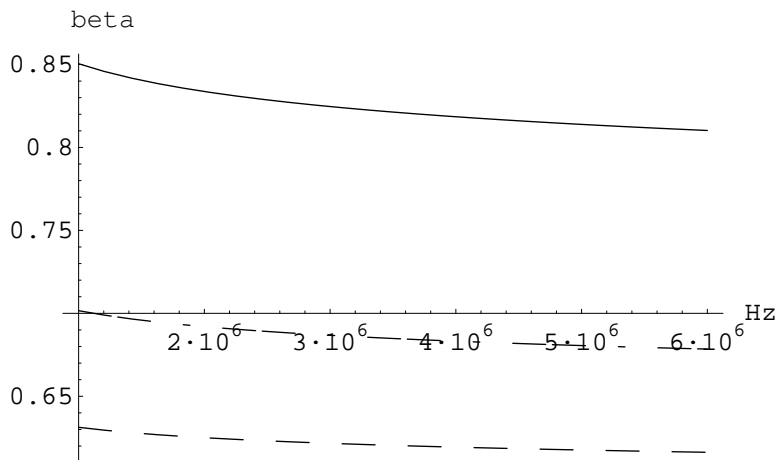


Figure 5: Local exponent in the frequency range  $1 \div 6$  MHz.

condition (8) determines an admissible attenuation function and the corresponding dispersion function. The attenuation function has a sublinear attenuation growth for  $\omega \rightarrow \infty$ .

Superlinear growth of logarithmic attenuation rate for  $\omega \rightarrow \infty$  is incompatible with hereditary viscoelastic constitutive equations with positive relaxation spectrum. It is also incompatible with finite propagation speed. Superlinear growth of attenuation results in a precursor of infinite extent preceding the main signal.

Superlinear dependence of attenuation on frequency observed in some viscous materials is possible in the intermediate frequency range.

## References

- [1] A. Molinari, Viscoélasticité linéaire and fonctions complètement monotones, *J. de mécanique* 12 (1975) 541–553.
- [2] W. A. Day, On monotonicity of the relaxation functions of viscoelastic materials, *Proc. Cambr. Phil. Soc.* 67 (1970) 503–508.
- [3] W. A. Day, Restrictions on the relaxation functions in linear viscoelasticity, *Quart. Jl Mech. appl. Math.* 24 (1970) 487–497.

- [4] R. S. Anderssen, R. J. Loy, Completely monotone fading memory relaxation moduli, *Bull. Austr. Math. Soc.* 65 (2002) 449–460.
- [5] A. Hanyga, M. Seredyńska, Relations between relaxation modulus and creep compliance in anisotropic linear viscoelasticity, *J. of Elasticity* 88 (2007) 41–61.
- [6] A. Hanyga, Physically acceptable viscoelastic models, in: K. Hutter, Y. Wang (Eds.), *Trends in Applications of Mathematics to Mechanics*, Shaker Verlag GmbH, 2005, pp. 125–136.
- [7] P. J. Rouse Jr, The theory of linear viscoelastic properties of dilute solutions of coiling polymers, *J. Chem. Phys.* 21 (1953) 1272–1280.
- [8] B. H. Zimm, Dynamics of polymer molecules in dilute solutions: viscoelasticity, flow birefringence and dielectric loss, *J. Chem. Phys.* 24 (1956) 269–278.
- [9] A. A. Gurtovenko, A. Blumen, Generalized Gaussian Structures: Models for polymer systems with complex topologies, *Adv. Polym. Sci.* 182 (2005) 171–282.
- [10] W. Kuhn, O. Kunzle, A. Preissmann, Relaxationszeitspektrum Elastizität und Viskosität von Kautschuk, *Helv. Chim. Acta* 30 (1947) 307–328, 464–486.
- [11] J. Lubliner, V. P. Panoskaltsis, The modified Kuhn model of linear viscoelasticity, *Int. J. Solids Struct.* 29 (1992) 3099–3112.
- [12] E. N. da Andrade, On the validity of the  $t^{1/3}$  law of flow of metals, *Phil. Mag.* 7 (1912) (84).
- [13] J. B. Minster, D. L. Anderson, A model of dislocation-controlled rheology for the mantle, *Phil. Trans. R. Soc. London* 299 (1981) 319–356, andrade creep.
- [14] A. N. Beris, B. J. Edwards, On the admissibility criteria for linear viscoelastic kernels, *Rheologica Acta* 32 (1993) 505–510.
- [15] A. Hanyga, M. Seredyńska, On a mathematical framework for dielectric relaxation functions, *J. Stat. Phys.* 131 (2008) 269–303. doi:10.1007/s10955-008-9501-7.

- [16] R. L. Weaver, Y.-H. Pao, Dispersion relations for linear wave propagation in homogeneous and inhomogeneous media, *J. Acoust. Soc. Am.* 22 (1981) 1909–1918.
- [17] E. N. da Andrade, On the viscous flow of metals and allied phenomena, *Proc. Roy. Soc. London A*84 (1910) 1–12.
- [18] R. L. Bagley, P. J. Torvik, On the fractional calculus model of viscoelastic behavior, *J. of Rheology* 30 (1986) 133–155.
- [19] N. Sasaki, Y. Nakayama, M. Yoshikawa, A. Enyo, Stress relaxation function of bone and bone collagen, *J. of Biomechanics* 26 (1993) 1369–1376.
- [20] G. Carini, M. Cutroni, M. Federico, G. Galli, G. Tripodo, Acoustic properties and diffusion in superionic glasses, *Phys. Rev. B* 30 (1984) 7219–7224.
- [21] N. Desprat, A. Richert, J. Simeon, A. Asnacios, Creep function of a single living cell, *Biophysical J.* 88 (2005) 2224–2233.
- [22] B. Fabry, G. N. Maksym, J. Butler, M. Glogauer, D. Navajas, J. J. Fredberg, Scaling the microrheology of living cells, *Phys. Rev. Lett.* 87 (2001) 148102.
- [23] B. Fabry, G. N. Maksym, J. P. Butler, M. Glogauer, D. Navajas, N. A. Taback, E. J. Millet, J. J. Fredberg, Time scale and other invariants of the integrative mechanical behavior in living cells, *Phys. Rev. E* (3) 68 (2003) 041914.
- [24] A. Ribodetti, A. Hanyga, Some effects of the memory kernel singularity on wave propagation and inversion in poroelastic media, II: Inversion, *Geophys. J. Int.* 158 (2004) 426–442.
- [25] J. Mobley, R. A. Mack, J. R. Gladden, P. R. Mantena, Determination of power-law attenuation coefficient and dispersion spectra in multi-wall carbon nanotube composites using Kramers-Kronig relations, *J. Acoust. Soc. Am.* 126 (2009) 92–97.
- [26] T. L. Szabo, J. Wu, A model for longitudinal and shear wave propagation in viscoelastic media, *J. Acoust. Soc. Am.* 107 (2000) 2437–2446.

- [27] J. F. Guess, J. S. Campbell, Acoustic properties of some biocompatible polymers at body temperature, *Ultrasound Med. Biol.* 21 (1995) 273–277.
- [28] W. Futterman, Dispersive body waves, *J. Geophys. Res.* 67 (1962) 5279–5291.
- [29] T. L. Szabo, Time domain wave equations for lossy media obeying a frequency power law, *J. Acoust. Soc. Am.* 96 (1994) 491–500.
- [30] T. L. Szabo, Causal theories and data for acoustic attenuation obeying a frequency power law, *J. Acoust. Soc. Am.* 97 (1995) 14–24.
- [31] W. Chen, S. Holm, Modified Szabo’s wave equation models for lossy media obeying frequency power law, *J. Acoust. Soc. Am.* 114 (2003) 2570–2574.
- [32] K. R. Waters, M. S. Hughes, G. H. Brandenburger, J. G. Miller, On a time-domain representation of the KramersKronig dispersion relations, *J. Acoust. Soc. Am.* 108 (2000) 2114–2119.
- [33] J. F. Kelly, R. J. McGough, M. M. Meerschaert, Analytical time-domain Green’s functions for power-law media, *J. Acoust. Soc. Am.* 124 (2008) 2861–2872.
- [34] R. S. C. Cobbold, N. V. Sushilov, A. C. Weathermon, Transient propagation in media with classical or power-law loss, *J. Acoust. Soc. Am.* 116 (2004) 3294–3302.
- [35] W. Chen, S. Holm, Fractional Laplacian time-space models for linear and nonlinear lossy media exhibiting arbitrary frequency power-law dependency, *J. Acoust. Soc. Am.* 114 (2003) 2570–2574.
- [36] D. V. Widder, *The Laplace Transform*, Princeton University Press, Princeton, 1946.
- [37] N. Jacob, *Pseudo-Differential Operators and Markov Processes*, Vol. I, Imperial College Press, London, 2001.
- [38] D. R. Bland, *The Theory of Linear Viscoelasticity*, Pergamon Press, Oxford, 1960.

- [39] R. S. Anderssen, R. J. Loy, Rheological implications of completely monotone fading memory, *J. Rheology* 46 (2002) 1459–1472.
- [40] C. Berg, G. Forst, *Potential Theory on Locally Compact Abelian Groups*, Springer-Verlag, Berlin, 1975.
- [41] A. Hanyga, M. Seredyńska, Positivity of viscoelastic Green’s functions, arXiv:0908.3078v1 [cond-mat] To appear in *Wave Motion* 2010.
- [42] M. Seredyńska, A. Hanyga, Cones of material response functions in 1D and anisotropic linear viscoelasticity, *Proc. Roy. Soc. London A* 465 (2009) 3751–3770. doi:10.1098/rspa.2009.0305.
- [43] R. E. A. C. Paley, N. Wiener, *Fourier Transforms in the Complex Domain*, AMS, New York, 1934.
- [44] I. Podlubny, *Fractional Differential Equations*, Academic Press, San Diego, 1998.
- [45] K.-I. Sato, *Lévy processes and Infinitely Divisible Distributions*, Cambridge University Press, Cambridge, 1999.
- [46] V. M. Zolotarev, *Modern Theory of Summation of Random Variables*, VSP, Utrecht, 1997.
- [47] A. Hanyga, M. Seredyńska, Asymptotic wavefront expansions in hereditary media with singular memory kernels, *Quart. Appl. Math.* LX (2002) 213–244.
- [48] E. T. Whittaker, G. N. Watson, *A Course of Modern Analysis*, Cambridge University Press, Cambridge, 1927, 4-th ed.
- [49] M. F. R. Mofrad, Rheology of the cytoskeleton, *Annu. Rev. Fluid Mech.* 41 (2009) 433–453.
- [50] M. Zhang, B. Castaneda, Z. Wu, P. Nigwekar, J. V. Joseph, D. J. Rubens, K. J. Parker, Congruence of imaging estimators and mechanical measurements of viscoelastic properties of soft tissues, *Ultrasound in med. & Biol.* 33 (2007) 1617–1631.
- [51] J. F. Kelly, R. J. McGough, Fractal ladder model and power law equations, *J. Acoust. Soc. Am.* 126 (2009) 2072–2081.

- [52] M. W. Urban, J. W. Greenleaf, A KramersKronig-based quality factor for shear wave propagation in soft tissue, *Phys. Med. Biol.* 54 (2009) 5919–5933.
- [53] A. Hanyga, Long-range asymptotics of a step signal propagating in a hereditary viscoelastic medium, *Q. J. Mech. appl. Math.* 60 (2007) 85–98. doi:10.1093/qjmam/hb1023.
- [54] J. Mobley, K. R. Waters, J. G. Miller, Finite-bandwidth effects on the causal prediction of ultrasonic attenuation of the power-law form, *J. Acoust. Soc. Am.* 114 (2003) 2782–2790.