

## SHAPE SELECTION IN NON-EUCLIDEAN PLATES

JOHN A. GEMMER

*Program in Applied Mathematics  
University of Arizona  
Tucson, AZ 85721*

SHANKAR VENKATARAMANI

*Program in Applied Mathematics  
University of Arizona  
Tucson, AZ 85721, U.S.A.*

ABSTRACT. We investigate isometric immersions of disks with constant negative curvature into  $\mathbb{R}^3$ , and the minimizers for the bending energy, *i.e.* the  $L^2$  norm of the principal curvatures over the class of  $W^{2,2}$  isometric immersions. We show the existence of smooth immersions of arbitrarily large geodesic balls in  $\mathbb{H}^2$  into  $\mathbb{R}^3$ . In elucidating the connection between these immersions and the non-existence/singularity results of Hilbert and Amsler, we obtain a lower bound for the  $L^\infty$  norm of the principal curvatures for such smooth isometric immersions. We also construct piecewise smooth isometric immersions that have a periodic profile, are globally  $W^{2,2}$ , and have a lower bending energy than their smooth counterparts. The number of periods in these configurations is set by the condition that the principal curvatures of the surface remain finite and grows approximately exponentially with the radius of the disc. We discuss the implications of our results on recent experiments on the mechanics of non-Euclidean plates.

## 1. INTRODUCTION

The differential growth of thin elastic sheets can generate highly non-trivial configurations such as the multiple generation of waves along

---

*E-mail addresses:* jgemmer@math.arizona.edu, shankar@math.arizona.edu

*Date:* May 25, 2010.

*Key words and phrases.* nonlinear elasticity of thin objects, geometry of hyperbolic surfaces, pattern formation.

the edge of a torn elastic sheet [41] and the wrinkled patterns on leaves [36]. Recently, environmentally responsive gel disks of uniform thickness have been created in the laboratory that mimic this type of growth by differentially shrinking in the radial direction when thermally activated in a hot water bath [23]. The rate of shrinkage can be controlled, allowing for the creation of regions in the disk that shrink at different rates upon activation. Rippling occurs in regions that shrink slower than the center of the disk while regions that shrink faster obtain a spherical dome like shape. Geometrically, these regions have positive and negative Gaussian curvature respectively and by tuning the composition of the gel, different curvatures can be selected. Therefore, this type of growth can be used to generate a multitude of different shapes of varying geometries, but a mathematical framework that can accurately predict the equilibrium shapes is lacking.

Classically, thin elastic plates have been modeled by the Föppl–von Kàrmàn equations [16]. These equations reduce the full three dimensional problem to a two dimensional problem defined on the mid-surface of the plate. These equations are asymptotically valid in the small thickness regime if the thickness scales in a particular manner with external loadings [11] and different scalings lead to a hierarchy of different plate models that includes Föppl–von Kàrmàn [17]. These equations have two separate energy scales, in plane stretching and out of plane bending, such that the ratio of bending energy to stretching energy scales like the thickness squared. Consequently, thin plates energetically prefer to bend out of the plane rather than stretch a phenomenon easily observed in stretched sheets [8] and this could be the mechanism used by growing sheets to buckle out of the plane.

Now, non-uniform growth is difficult to model in this manner since it commonly generates structures with residual stresses [18] and thus it is unclear what is an appropriate reference configuration from which strains can be measured. Previously, this type of growth has been modeled by specifying a “target metric”  $\mathbf{g}$  on the mid-surface of the sheet [32, 31, 3, 4] that encodes how the natural distance between points on the disk are changed during the growth process. The metric  $\mathbf{g}$  serves as a reference configuration in that deviations away from  $\mathbf{g}$  correspond to in-plane stretching. The metric  $\mathbf{g}$  is also a geometric quantity that locally determines all of the intrinsic properties of an abstract surface such as its Gaussian curvature and geodesics [19]. A naive model is that the sheet forms a surface that matches  $\mathbf{g}$ , i.e. the surface is an isometric immersion of  $\mathbf{g}$  in  $\mathbb{R}^3$ . Indeed, a similar approach was taken in [37] to explain the rippling in leaves. The problem with this model

is that in general immersions of  $\mathbf{g}$  may not exist or be unique and this model does not incorporate three dimensional elastic effects.

Instead of modeling non-uniform growth as isometric immersions, an energy functional has been recently introduced that incorporates the metric  $\mathbf{g}$  and reduces to a Föppl–von Kàrmàn functional when  $\mathbf{g}$  is the identity matrix [15]. This functional has the same energy scaling as Föppl–von Kàrmàn and in plane stretching terms vanish on surfaces that are isometric immersions of  $\mathbf{g}$  and out of plane bending is measured in terms of the principal curvatures. As with the Föppl–von Kàrmàn functional, if the thickness is sufficiently small the stretching energy dominates and we expect the elastic sheet to bend out of the plane to match the metric. In particular, if  $W^{2,2}$  isometric immersions exist then in the limit of vanishing thickness equilibrium configurations in this model converge to a minimizer of the bending energy over the class of  $W^{2,2}$  isometric immersions [28].

In this paper we will study immersions of  $\mathbf{g}$  in the disk geometry when  $\mathbf{g}$  specifies a constant negative Gaussian curvature  $K$ . In particular, we will show that for all radii there exists an isometric immersion of these disks of class  $W^{2,2}$ . Experimentally, disks of constant negative curvature obtain an equilibrium configuration with a periodic profile of one wavelength but the number of nodes increases with decreasing thickness [24]. Consequently, we will look for test functions that match the target metric and have a periodic profile.

Finding such test functions corresponds to the classical problem of finding isometric immersions of the hyperbolic plane  $\mathbb{H}^2$  into  $\mathbb{R}^3$ . Hilbert proved that there are no real analytic isometric immersions of the entire hyperbolic plane into  $\mathbb{R}^3$  [21] but, this does not exclude the possibility of the existence of immersions with weaker smoothness criteria. In fact, the Nash-Kuiper theorem states that through the technique of convex integration there exists  $C^1$  isometric immersions of  $\mathbb{H}^2$  [35, 26]. But, such an immersion would be too rough since the bending energy requires the surface to be at least weakly second differentiable. Furthermore, by Efimov’s theorem, we know that there are no  $C^2$  isometric immersions of  $\mathbb{H}^2$  [14]. Consequently, to find isometric immersions of  $\mathbb{H}^2$  that are admissible surfaces we need to find immersions that lie between  $C^1$  and  $C^2$  in smoothness. In particular, we are interested in  $W^{2,2}$  immersions.

In general finding an isometric immersion of an arbitrary metric is a non-trivial problem. But, by Minding’s theorem [34], which states that any two abstract surfaces having the same constant Gaussian curvature are locally isometric, we can cut out subsets of surfaces of constant

negative curvature which will be isometric to pieces of  $\mathbb{H}^2$ . In particular, if  $S$  is a surface of constant negative curvature and  $p \in S$  then  $U = \{q \in S : d(p, q) < R\}$  is isometric to a disk of radius  $R$  in  $\mathbb{H}^2$ , provided  $U$  is smooth. Furthermore, it was proven by Amsler that the singularities where  $S$  fails to be smooth form curves on  $S$  [2]. These curves form a boundary beyond which no disks locally isometric to  $\mathbb{H}^2$  can be cut out of the surface.

This paper is organized as follows – In Section 2 we present the mathematical model for thin elastic sheets with a specified metric  $\mathbf{g}$  in the form of a variational problem. In particular, for the case when  $\mathbf{g}$  specifies a constant negative curvature we show that for isometric immersions the functional reduces to the Willmore functional with the set of admissible functions being geodesic disks that are subsets of surfaces with constant negative Gaussian curvature.

In Sec. 3 we review some of the theory of hyperbolic surfaces that will allow us to construct isometric immersions in  $\mathbb{R}^3$ . In particular, we make use of Chebyshev nets (C-nets) which are local parameterizations of a surface whose coordinate curves form quadrilaterals on the surface with opposite sides having equal length [19]. Originally, Chebyshev used C-nets to describe the arrangement of fibers in clothing and he showed that a sphere must be covered but at least two cuts of cloth [9] (see [33] for a modern translation). As evidenced by the sphere, C-nets in general are only local parameterizations of a surface and a global C-net exists if the integral of the magnitude of the Gaussian curvature over a quadrilateral is less than  $2\pi$  [20]. C-nets are useful parameterizations in that they lead to a natural way to discretize a surface [5] and projections of C-nets onto paper retain the three dimensional properties of the surface [25]. Remarkably, for surfaces with constant negative curvature, every sufficiently smooth isometric immersion generates a C-net on the surface obtained by taking the asymptotic curves as the coordinate curves and conversely every C-net on a surface of constant negative curvature generates an immersion whose asymptotic curves are the coordinate lines [19]. The extrinsic and intrinsic geometry of the particular immersion is entirely determined by the angle  $\phi$  between the asymptotic curves and a parameterization is a C-net if and only if  $\phi$  is a solution of the sine-Gordon equation [19]. Thus, solutions of the sine-Gordon equation generate surfaces of negative curvature and the corresponding immersion will fail to be smooth when  $\phi$  is not smooth or an integer multiple of  $\pi$ .

In Sec. 4 we show that smooth stretching free configurations of arbitrarily large radius can be cut out of a classical hyperbolic surface,

the pseudosphere. This is contrary to the claims in [40] where the experimentally observed buckling and refinement in wavelength with decreasing thickness is attributed to the non-existence of smooth isometric immersions. These configurations have very large bending energy even away from the singular curve and do not qualitatively resemble the periodic surfaces observed in experiments.

In Sec. 5 we numerically investigate how the principal curvatures of smooth isometric immersions scale with the radius of the disk. We show that smooth solutions to the sine-Gordon equation that minimize the supremum of the principal curvature ( $L^\infty$  norm) are subsets of surfaces of revolution. In particular, of the three classes of surfaces of revolution constant negative curvature, subsets of the hyperboloid of revolution are energetically preferred. The principal curvatures of these surfaces grows exponentially with the radius of the disk.

In Sec. 6, we employ the small slopes approximation in order to find approximate isometric immersions with a periodic profile. The small-slopes approximation has been widely used to model torn sheets and growing tissues [4, 13, 30]. In this setting the problem of finding immersions of  $\mathbf{g}$  reduces to finding solutions of a hyperbolic Monge-Ampere equation. We use a class of solutions to this equation that contain two straight asymptotic lines that intersect at the origin. The simplest solution to this equation that extremizes the bending energy is a quadratic surface with two straight asymptotic lines that intersect at the origin. We then periodically extend the surface bounded between the two asymptotic lines to construct a periodic shape. This surface is not smooth but its first derivative terms remain continuous which does not effect the energetics [39]. These constructed shapes have the same scaling of amplitude versus period observed experimentally [24], but the configuration that minimizes the elastic energy has only two periods for all radii. Also, these approximate hyperbolic surfaces do not have singular curves and consequently this approximation does not capture the full geometry of the problem.

In Sec. 7 we extend the surfaces constructed from the Monge-Ampere equation by studying hyperbolic surfaces with two asymptotic lines. These surfaces are called Amsler surfaces, named after Henri Amsler who studied them in his paper on the nature of singularities of hyperbolic surfaces [2]. Amsler surfaces are generated by looking at a similarity transformation of the sine-Gordon equation which reduces it to a Painlevé III equation in trigonometric form [2, 6]. From these surfaces, we can create periodic shapes as we did with the small slopes approximations. For small radii the two period shape is energetically

preferred, but as the radius increases the solutions will fail to be an isometric embedding and higher period surfaces will need to be selected. Furthermore, the number of periods for these surfaces grows exponentially with the radius. The energy of these disks is concentrated in relatively small regions near the singular curves and the lines we are taking the periodic extension about and thus in the small thickness regime these surfaces are energetically preferred over the corresponding disks cut from hyperboloids and the pseudosphere. Finally, we present a concluding discussion in Sec. 8.

## 2. MODEL

We model the stress free configuration of a thin elastic disk of thickness  $t$  and radius  $R$  that has undergone differential growth as an abstract Riemannian manifold  $D$  with metric  $\mathbf{g}$ . More specifically, if we choose a coordinate system for  $D$  so that 0 lies at the center of the disk then  $D = \{p : d(p, 0) < R\}$ , where  $d$  is the distance function induced by  $\mathbf{g}$ , then a configuration of the sheet in three dimensions is then given by a mapping  $\mathbf{x} : D \rightarrow \mathbb{R}^3$ , where  $U = \mathbf{x}(D)$ , the image of the mapping, is taken to be the mid-surface of a sheet. The equilibrium configurations of the sheet are extrema for the elastic energy functional:

$$(2.1) \quad \mathcal{E}[\mathbf{x}] = \int_D \|D\mathbf{x}^T \cdot D\mathbf{x} - \mathbf{g}\|^2 dA + t^2 \int_D \|4H^2 - K\|^2 dA,$$

where  $H$  is the mean curvature of the surface  $U$ ,  $K$  is the Gaussian curvature,  $D\mathbf{x}$  is the Jacobian matrix of partial derivatives of  $\mathbf{x}$ , and  $dA$  is the area element on  $D$  [23]. The first integral measures in plane stretching and vanishes when  $\mathbf{x}$  is an isometric immersion. The second integral, measures out of plane bending and vanishes when the image of  $\mathbf{x}$  is a plane.

This functional is a Föppl–von Kármán type functional in the sense that it is the sum of in-plane stretching and out of plane bending energies such that ratio of the bending to stretching energy scales like  $t^2$  [11]. If  $\mathbf{g}$  is not Euclidean, i.e. if the principal curvatures do not vanish identically everywhere, then both of these terms cannot simultaneously vanish in three dimensions and consequently the equilibrium configuration will not be able to reduce all of its elastic energy even in the absence of external forces.

In this paper we will focus on (2.1) when  $\mathbf{g}$  generates a constant negative Gaussian curvature  $K_0 < 0$ .  $K_0$  is the *target Gaussian curvature*, and we can always nondimensionalize such that  $K_0 = -1$ , i.e., we chose the units for length as  $(-K_0)^{-1/2}$ . If the surface is (initially) parameterized by  $u, v$  then  $u' = \sqrt{-K_0}u$ ,  $v' = \sqrt{-K_0}v$ , are the

dimensionless parameterization variables and  $R' = \sqrt{-K_0}R$  is the dimensionless radius. Therefore, if we can find a configuration  $\mathbf{x}$  such that  $D\mathbf{x}^T D\mathbf{x} - \mathbf{g} = 0$  then, the Gaussian curvature of the immersion  $K = K_0 = -1$  and (2.1) reduces to the following equivalent elastic energy functional

$$(2.2) \quad \mathcal{B}[\mathbf{x}] = \int_D (k_1^2 + k_2^2) dA,$$

where  $k_1$  and  $k_2$  are the principal curvatures of  $U$ . Since  $k_1 k_2 = K = -1$ , this energy is equivalent to the Willmore energy [42]. We will refer to  $\mathcal{B}$  as the (normalized) *bending energy* of the configuration  $\mathbf{x}$ , although, strictly speaking, the bending energy is the quantity  $t^2 \mathcal{B}$  and not the quantity  $\mathcal{B}$  itself.

Since we are integrating over a geodesic circle it is convenient to work in geodesic polar coordinates, which are the natural analogs of the radial and polar angle coordinates on a Riemannian manifold [19]. In these coordinates  $U$  is parameterized by the coordinates  $(r, \Psi)$  which map to a point  $q \in U$  satisfying  $d(q, p) = r$  and  $q$  lies on a geodesic whose initial velocity vector makes an angle  $\Psi$  with respect to a basis of the tangent plane at  $p$ . In this coordinate system the metric  $\mathbf{g}$  has components

$$(2.3) \quad g_{11} = 1, \quad g_{12} = g_{21} = 0, \quad \text{and} \quad g_{22} = \sinh(r),$$

and equation (2.2) takes the form:

$$(2.4) \quad \mathcal{B}[\mathbf{x}] = \int_0^{2\pi} \int_0^R \sinh(r)(k_1^2 + k_2^2) dr d\Psi.$$

Lewicka and Pakzad [29] have shown that, for immersions  $\mathbf{x}$  in the space  $W^{1,2}(D, \mathbb{R}^3)$ ,

$$(2.5) \quad \Gamma - \lim_{t \rightarrow 0} t^{-2} \mathcal{E}[\mathbf{x}] = \begin{cases} \mathcal{B}[\mathbf{x}], & D\mathbf{x}^T \cdot D\mathbf{x} = \mathbf{g} \\ +\infty, & \text{otherwise} \end{cases}$$

where  $D\mathbf{x}^T \cdot D\mathbf{x} = \mathbf{g}$  implies that  $\mathbf{x}$  is an isometric immersion. Therefore, in the limit as the thickness vanishes equation (2.4) is the appropriate functional with the set of admissible functions  $\mathcal{A}$  being sufficiently regular isometric immersion of the disk of radius  $R$  in  $\mathbb{H}^2$ . In particular, we need  $\mathcal{B}[\mathbf{x}] < \infty$ , so the principal curvatures are  $L^2$  functions on the disk  $D$ , and we need to consider  $W^{2,2}$  immersions  $\mathbf{x} : D \rightarrow \mathbb{R}^3$ .

## 3. THEORY OF HYPERBOLIC SURFACES

In this section we show how isometric immersions of  $D$  can be cut out of a surface  $S$  with constant negative Gaussian curvature. Let  $\mathbf{x} : D \rightarrow S$  be a parameterization of  $S$  and for  $p \in S$  consider the set  $U = \{q \in S, d(p, q) < R\}$ . By Minding's theorem [34] as long as  $U$  is smooth it can be form an isometric immersion of  $D$ . To construct  $U$  we need to calculate the geodesics on  $S$  and also to determine  $\mathcal{B}[\mathbf{x}]$  we need to calculate the principal curvatures on  $S$ .

To calculate these quantities recall the following facts and definitions from the theory of hyperbolic surfaces (see pgs. 683-692 in [19]). An asymptotic curve is a curve in  $S$  whose normal curvature vanishes everywhere. Moreover, since the principal curvatures  $k_1$  and  $k_2$  of a hyperbolic surface have opposite signs it follows that through each point  $p \in U$  there are exactly two asymptotic curves that intersect at  $p$ . Consequently, we can locally parameterize any hyperbolic surface by its asymptotic lines. Such a parameterization is a C-net and has a metric  $\mathbf{g}'$  with the following components

$$(3.1) \quad g'_{11} = g'_{22} = 1 \text{ and } g'_{12} = g'_{21} = \cos(\phi),$$

where  $\phi$  is the angle between the asymptotic curves at each point in  $S$ . Therefore, all of the intrinsic properties of the surface are expressible in terms of  $\phi$ , and for this reason  $\phi$  is called the generating angle.

The condition that there must be two distinct asymptotic lines at each point in  $U$  implies that  $\phi$  must satisfy the constraint

$$(3.2) \quad 0 < \phi(u, v) < \pi.$$

Furthermore, it follows from Brioschi's formula [19] that  $\phi$  must satisfy the sine-Gordon equation

$$(3.3) \quad \frac{\partial^2 \phi}{\partial u \partial v} = -K \sin(\phi),$$

and thus solutions to the sine-Gordon satisfying (3.2) generate hyperbolic surfaces. In fact Hilbert proved that there is no smooth immersion of  $\mathbb{H}^2$  by showing that there is no smooth solution to (3.3) that satisfies (3.2) in the entire  $u - v$  plane. The points on the surface where  $\phi = n\pi$  are precisely the boundaries where the immersion fails to be smooth.

To determine the geodesics on  $S$  we need to calculate the Christoffel symbols. Since they are intrinsic quantities they are also determined by  $\phi$ :

$$(3.4) \quad \begin{aligned} \Gamma_{11}^1 &= \cot(\phi) \frac{\partial \phi}{\partial u}, & \Gamma_{11}^2 &= -\csc(\phi) \frac{\partial \phi}{\partial u} \\ \Gamma_{12}^1 &= 0, & \Gamma_{12}^2 &= 0, \\ \Gamma_{22}^1 &= -\csc(\phi) \frac{\partial \phi}{\partial v}, & \Gamma_{22}^2 &= \cot(\phi) \frac{\partial \phi}{\partial v}, \end{aligned}$$



which gives us the following geodesic equations:

$$(3.5) \quad \begin{aligned} \frac{d^2 u}{dt^2} + \left(\frac{du}{dt}\right)^2 \cot(\phi) \frac{\partial \phi}{\partial u} - \left(\frac{dv}{dt}\right)^2 \csc(\phi) \frac{\partial \phi}{\partial v} &= 0, \\ \frac{d^2 v}{dt^2} - \left(\frac{du}{dt}\right)^2 \csc(\phi) \frac{\partial \phi}{\partial v} + \left(\frac{dv}{dt}\right)^2 \cot(\phi) \frac{\partial \phi}{\partial v} &= 0. \end{aligned}$$

The extrinsic quantities of  $S$  are also expressible in terms of  $\phi$ . The components of the second fundamental form  $\mathbf{h}$  are given by

$$(3.6) \quad h_{11} = h_{22} = 0 \text{ and } h_{12} = h_{21} = \pm \sin(\phi)$$

and the principal curvatures are

$$(3.7) \quad k_1^2 = \tan^2(\phi/2) \text{ and } k_2^2 = \cot^2(\phi/2).$$

Consequently, since  $U \subset S$  is an isometric immersion of  $D$  we have that equation (2.4) can be expressed entirely in terms of  $\phi$ :

$$(3.8) \quad \mathcal{B}[\mathbf{x}] = \int_0^{2\pi} \int_0^R \sinh(r) (\tan^2(\phi/2) + \cot^2(\phi/2)) dr d\Psi.$$

We conclude this section by pointing out that a closely related parameterization of  $S$ , that is sometimes easier to make calculations with, is a parameterization by curves of vanishing curvature or a C-net of the second kind [19]. If  $\mathbf{x}$  is a C-net, then a C-net of the second kind  $\mathbf{y}$  is given by  $\mathbf{y}(\eta, \xi) = \mathbf{x}\left(\frac{\eta+\xi}{2}, \frac{\eta-\xi}{2}\right)$ . The components of the metric  $\mathbf{g}'$  corresponding to  $\mathbf{y}$  are

$$(3.9) \quad g'_{11} = \cos^2(\theta), g'_{12} = g'_{21} = 0, g'_{22} = \sin^2(\theta).$$

Since  $g'_{12} = g'_{21} = 0$ , the parameter curves of this parameterization are orthogonal and in fact they bisect the asymptotic curves. Therefore,  $\theta = \phi/2$  and thus we can determine the generating angle by such a parameterization.

#### 4. ELASTIC ENERGY OF THE PSEUDOSPHERE

To illustrate the process of calculating the elastic energy of an isometric immersion of  $D$  we consider a commonly known hyperbolic surface, the pseudosphere. The pseudosphere is given by the following C-net of the second kind [19]

$$(4.1) \quad \mathbf{y}(\eta, \xi) = \left( \frac{\cos(\xi)}{\cosh(\eta)}, \frac{\sin(\xi)}{\cosh(\eta)}, \eta - \tanh(\eta) \right).$$

The mapping is singular on the curve  $\eta = 0$ , which is where the surface fails to be a smooth immersion, and consequently we will only consider the ‘‘upper half’’  $\eta > 0$  of the pseudosphere. Furthermore, since the sheets we are modeling have the topology of a plane and not a tubular surface we will think of the pseudosphere as a multi-sheeted surface.

Directly calculating, the metric coefficients are given by the following simple expressions:

$$(4.2) \quad g'_{11} = \tanh^2(\eta), \quad g'_{22} = \frac{1}{\cosh^2(\eta)} \quad \text{and} \quad g'_{12} = g'_{21} = 0.$$

Consequently, by equation (3.9) the generating angle has the form

$$(4.3) \quad \phi(\eta, \xi) = 4 \arctan(e^{-\eta}),$$

and thus by (3.7) the principal curvatures are

$$(4.4) \quad k_1^2 = \tan^2(2 \arctan(e^{-\eta})) = \frac{1}{\sinh^2(\eta)} \quad \text{and} \quad k_2^2 = \cot^2(2 \arctan(e^{-\eta})) = \sinh^2(\eta).$$

Therefore, by equation (3.8) the elastic energy of a disk  $U$  centered at  $(\eta_0, 0)$  and lying in the pseudosphere is simply

$$(4.5) \quad B[\mathbf{y}] = \int_0^{2\pi} \int_0^R \sinh(r) \left( \sinh^2(\eta(r, \Psi)) + \frac{1}{\sinh^2(\eta(r, \Psi))} \right) dr d\Psi.$$

Now, to determine how  $\eta$  depends on  $r$  and  $\Psi$  and the shape of a disk  $U$  we need to calculate the arclength of geodesics on the pseudosphere. The arclength of a curve  $\xi(\eta)$  starting at  $(\eta_0, 0)$  and terminating at  $(\eta_f, \xi_f)$  is given by the functional

$$(4.6) \quad L[\xi(\eta)] = \int_{\eta_0}^{\eta_f} \sqrt{\tanh^2(\eta) + \sinh^2(\eta) \left( \frac{d\xi}{d\eta} \right)^2} d\eta$$

and the geodesics that extremize this functional are given implicitly by

$$(4.7) \quad \cosh^2(\eta) + (\xi + C)^2 = D,$$

$C$  and  $D$  are determined by the condition that the geodesic passes through  $(\eta_0, 0)$  and  $(\eta_f, \xi_f)$ .

Define the function  $\mathcal{L}(\eta, \xi)$  to be arclength of the geodesic starting at  $(\eta_0, 0)$  and terminating at  $(\eta, \xi)$ . Since the geodesics fail to be a function of  $\eta$  at the critical value  $\left( \eta^* = \operatorname{arccosh}(\sqrt{D}), \xi^* = \sqrt{\cosh^2(\eta_0) - \cosh^2(\eta_f)} \right)$

the arclength of a geodesic will have to be computed over both branches of a square root. Assuming that  $\eta_0 < \eta$ , if  $\eta_0 > \eta$  then  $\mathcal{L}(\eta, \xi)$  can be computed by switching  $\eta_0$  and  $\eta$ , we have by equation (4.6) that

$$(4.8) \quad \mathcal{L}(\eta, \xi) = \begin{cases} \int_{\eta_0}^{\eta} \sqrt{\frac{D \tanh^2(t)}{D - \cosh^2(t)}} dt & \text{if } 0 < \xi^2 < (\xi^*)^2 \\ \int_{\eta_0}^{\eta^*} \left( \sqrt{\frac{D \tanh^2(t)}{D - \cosh^2(t)}} + \sqrt{\frac{D \tanh^2(t)}{D - \cosh^2(t)}} \right) dt & \text{if } \xi^2 > (\xi^*)^2 \\ \ln \left( \frac{\cosh(\eta)}{\cosh(\eta_0)} \right) & \text{if } \xi = 0 \end{cases}.$$

By making the substitution  $z = \operatorname{sech}(t)$ , and taking into account the case  $\eta_0 > \eta$ , the integrals can be explicitly evaluated. The contour  $\mathcal{L}(\eta, \xi) = R$  forms the boundary of the disk  $U$ , (see figure 1(a)).

Furthermore, the geodesics on the pseudosphere itself are given by  $\mathbf{x}(\eta = \operatorname{arccosh}(D - (\xi + C)^2), \xi)$ . The tangent vector  $\frac{d\mathbf{x}(\eta(\xi), \xi)}{d\xi}$  evaluated at  $\eta = 0$  gives us the tangent vector of this curve which we can use to calculate the angle a geodesic makes with respect to the basis  $\left(\frac{\partial \mathbf{x}(\eta, \xi)}{\partial \xi}, \frac{\partial \mathbf{x}(\eta, \xi)}{\partial \eta}\right)$  of the tangent plane at the center of the disk by taking inner products. By making the substitution  $D = \cosh(\eta_0)^2 + C^2$ , this calculation gives us that the angle  $\Psi$  satisfies

$$(4.9) \quad \cos(\Psi) = \frac{\sqrt{2}\operatorname{csch}(\eta_0)}{1 + 2C^2 + \cos(2\xi_0)}.$$

Consequently, by specifying a value for  $\Psi$  we can calculate  $C$  and therefore use equation (4.8) to determine  $\eta$  for a particular value of  $r$  and  $\Psi$ . This allows us to color the disk by bending energy density (see figure 1(b)) and numerically integrate (4.5) over the disk to determine how the bending energy scales with  $R$  for various values of  $m_0$  (see figure 1(c)).

Now, a disk centered at  $(\eta_0, 0)$  cannot be made arbitrarily large since it will eventually meet the singular curve  $\eta = 0$ . We can prove that the largest disk on the pseudosphere with this center has a radius of  $R_{\eta_0} = \ln(\cosh(\eta_0))$ . To prove this note that the curve  $\xi = 0$  is a geodesic, it trivially solves the Euler-Lagrange equation, and therefore

$$(4.10) \quad \mathcal{L}(0, 0) = \int_0^{\eta_0} \tanh(u) d\eta = \ln(\cosh(\eta_0)).$$

Now, let  $\xi(\eta)$  be another geodesic that terminates at a point  $(0, \eta^*)$  on the boundary. Then,

$$\begin{aligned} \mathcal{L}(0, \xi^*) &= \int_0^{\eta_0} \sqrt{\tanh^2(\eta) + \sinh^2(\eta) \left(\frac{d\xi}{d\eta}\right)^2} d\xi \\ &> \int_0^{\eta_0} \tanh(\eta) d\eta = \ln(\cosh(\eta_0)). \end{aligned}$$

Consequently, the contour  $\mathcal{L}(\eta, \xi) = \ln(\cosh(\eta_0))$  meets the curve  $\eta = 0$  at only one point and thus  $\ln(\cosh(\eta_0))$  is the radius of the largest possible disk centered at  $(\eta_0, 0)$ . Therefore, we can see that for arbitrary  $R$  we can find a value  $\eta_0$  such that  $D$  is isometric to  $U$ , and thus by varying the center of the disk we can create arbitrarily large stretching free configurations.

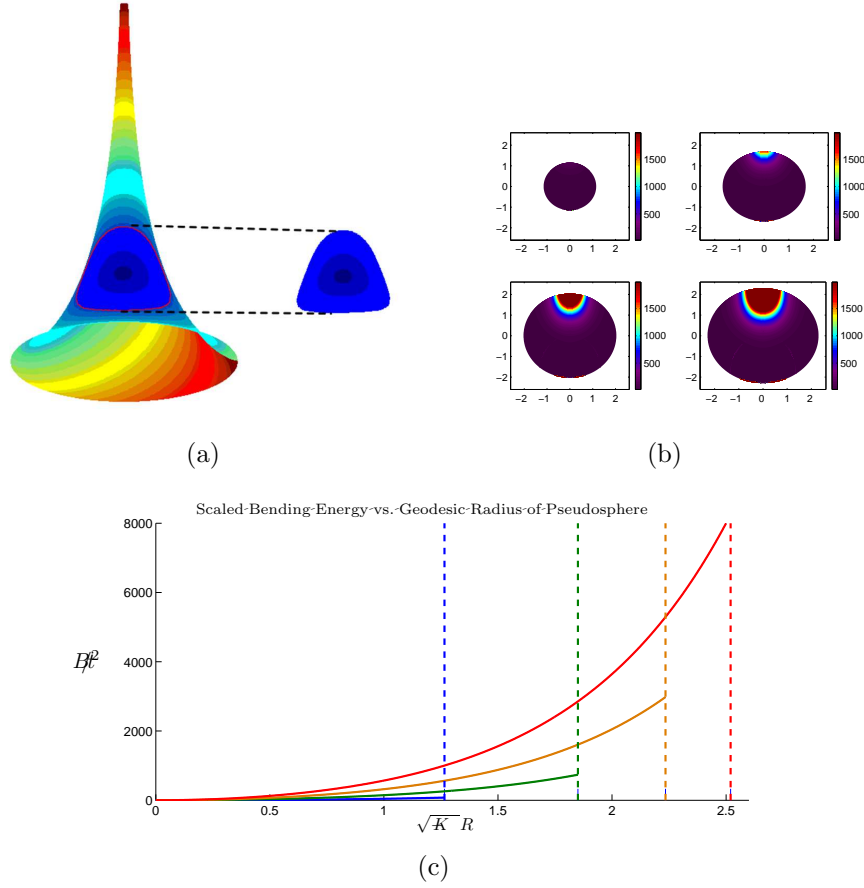


FIGURE 1. (a) The pseudosphere colored by the geodesic distance from an arbitrary point  $p$ . Geodesic disks of constant negative curvature can be formed from the contour data and correspond to stretching free configurations. (b) A representation of the geodesic disks colored by  $k_1^2 + k_2^2$  in which the radius and polar angle correspond to the geodesic radius  $r$  and polar angle  $\Psi$ . These disks are centered at  $\eta_0 = 1.94, 2.54, 2.92, 3.21$  respectively. These values were chosen for comparison with the periodic Amsler surfaces in figure 9. (c) Plot of the scaled bending energy of these disks as a function of the geodesic radius. We can see from figure (b) that for moderately sized disks the bending energy is large near the top of the disk leading to the very large energies.

## 5. LOWER BOUNDS FOR THE CURVATURE OF SMOOTH ISOMETRIC IMMERSIONS OF HYPERBOLIC DISKS

In this section we explore numerically how the principal curvatures of smooth isometric immersions scale with the size of the disk. In particular, we show that the maximum principal curvature on the disk grows exponentially in  $\sqrt{|K|R}$ .

Let  $p$  denote the center of the disk, and let us choose the asymptotic coordinates  $u$  and  $v$  such that  $p$  is the point  $(0, 0)$ . If  $|u_0| + |v_0| < R$ , it follows easily that there exists  $p'$  in  $D$  with coordinates  $(u_0, v_0)$  since  $d(p, p') \leq |u_0| + |v_0| < R$ . Let  $q, r, s$  and  $t$  denote the vertices of a “square” denoted  $[qrst]$  in asymptotic coordinates given by the intersections of the asymptotic lines  $u = -R/(2 + \nu), v = -R/(2 + \nu), u = R/(2 + \nu), v = R/(2 + \nu)$  for some given  $\nu > 0$ .

We redefine the variables

$$u' = \frac{1}{2} + \frac{(2 + \eta)u}{2R}, \quad v' = \frac{1}{2} + \frac{(2 + \eta)v}{2R}, \quad \lambda = \frac{4|K|R^2}{(2 + \eta)^2}, \quad \phi'(u', v') = \phi(u, v),$$

and then drop the primes to transform equation (3.3) into

$$(5.1) \quad \phi_{uv} = \lambda \sin(\phi) \quad \text{on the domain } (0, 1) \times (0, 1)$$

The admissible set of smooth isometric immersions  $\mathcal{A}$  is then given by all functions  $\phi : [0, 1] \times [0, 1] \rightarrow (0, \pi)$  such that  $\phi$  satisfies satisfy Eq. (5.1) on the interior.

We define

$$M(\lambda) = \inf_{\phi \in \mathcal{A}} \sup_{x \in [0, 1] \times [0, 1]} \max \left[ \cot \left( \frac{\phi}{2} \right), \tan \left( \frac{\phi}{2} \right) \right].$$

While we can estimate  $M(\lambda)$  by direct numerical computation, we use a slightly different approach that yields some more information. Since  $\cot(\phi/2) + \tan(\phi/2) = 2 \csc(\phi)$ , we get  $k_1^2 + k_2^2 = 4 \csc^2(\phi) - 2 = 4 \cot^2(\phi) + 2$ . This motivates the definition

$$I_p(\lambda) = \inf_{\phi \in \mathcal{A}} \|\cot^2(\phi)\|_p$$

where  $\|\cdot\|_p$  denotes the  $L^p$  norm.

For all  $p < \infty$ , the map  $f \mapsto \|f\|_p$  is differentiable at  $f \neq 0$ . Also, for any function  $f : [0, 1] \times [0, 1] \rightarrow \mathbb{R}$ , the  $p$ -norm  $\|f\|_p$  is a nondecreasing function of  $p$ . It is easy to see that, as a consequence,  $I_p$  is non-decreasing in  $p$ . We will henceforth assume that the infimum is attained, *i.e.*, for any given  $p$  and  $\lambda$ , there is an admissible function  $\phi_p(\lambda) \equiv \phi_p \in \mathcal{A}$  such that  $I_p = \|\cot^2(\phi_p)\|_p$ , it follows that

$$I_p \leq I_\infty \leq \|\cot^2(\phi_p)\|_\infty.$$

Thus, numerically determining the function  $\phi_p$  which minimizes the  $p$ -norm of  $\cot^2(\phi)$  in the admissible set, gives both lower and upper bounds for  $I_\infty$ , and the difference between these bounds gives an estimate for the error in a numerical determination of  $I_\infty$ .

Once we determine  $I_\infty(\lambda)$ , we can compute  $M(\lambda)$  as the following argument shows:

$$\begin{aligned} \max(|k_1|, |k_2|) &= \frac{|k_1| + |k_2|}{2} + \frac{||k_1| - |k_2||}{2} \\ &= \sqrt{\frac{k_1^2 + 2|k_1k_2| + k_2^2}{4}} + \sqrt{\frac{k_1^2 - 2|k_1k_2| + k_2^2}{4}} \\ &= \sqrt{\frac{k_1^2 + 2 + k_2^2}{4}} + \sqrt{\frac{k_1^2 - 2 + k_2^2}{4}} \\ &= \sqrt{\cot^2(\phi) + 1} + \sqrt{\cot^2(\phi)} \equiv g(\cot^2(\phi)) \end{aligned}$$

where  $g(x) = \sqrt{x} + \sqrt{1+x}$  is a monotone function with a monotone inverse. Consequently,

$$M(\lambda) = g(I_\infty(\lambda)) = \sqrt{I_\infty(\lambda)} + \sqrt{I_\infty(\lambda) + 1},$$

and the value of  $M(\lambda)$  is attained on  $\phi_\infty$ , the extremizer for  $I_\infty$ .

The same argument can be applied to any function  $\zeta(\phi)$  with the property that there is a continuous monotone function  $h$  with a continuous monotone inverse such that  $h(\zeta(\phi)) = \cot^2(\phi)$ . In particular, if  $\zeta(\phi) = (\phi - \pi/2)^2$ , there is such a function  $h$ , and it follows that

$$\begin{aligned} \phi_\infty &\equiv \arg \min_{\phi \in \mathcal{A}} \max_{x \in D} \cot^2(\phi) \\ &= \arg \min_{\phi \in \mathcal{A}} \max_{x \in D} \max[\tan(\phi/2), \cot(\phi/2)] \\ (5.2) \quad &= \arg \min_{\phi \in \mathcal{A}} \max_{x \in D} \left[ \phi - \frac{\pi}{2} \right]^2. \end{aligned}$$

We can solve any of these minimax problems to determine the extremizing function  $\phi_\infty$ . For our numerics, we use the third formulation of the problem, *i.e.*, finding the minimax for the square of the deviation of  $\phi$  from  $\pi/2$ . Also, we note that,  $I_\infty$  directly estimates the maximum bending energy density  $k_1^2 + k_2^2$  and  $I_1$  estimates the total bending energy.

Figure 2(a) shows the numerically computed values of  $I_p$  and  $\|\cot^2(\phi_p)\|_\infty$  as a function of  $p = 2^n$ ,  $n \in \mathbb{N}$ , for  $\lambda = 4$ . Figure 2(b) and figure 2(c) shows the numerically determined extremizers  $\phi_p$  as well as the quantity  $\cot^2(\phi_p)$  for  $\lambda = 4$  and  $p = 16$ . The figures for other values of  $\lambda$  are similar in character. The key observation from these figures is that, as

$p$  gets large,  $\phi_p(u, v)$  approaches a limit, which is purely a function of the combination  $u + v$  (see figure 2(d)), *i.e.*, we can make the ansatz  $\phi_\infty(u, v) = \psi(u + v)$ .

Substituting this ansatz in equation (5.1) yields  $\psi'' = \lambda \sin(\psi)$ , which is the Hamiltonian motion of a unit mass in a potential  $V(\psi) = \lambda \cos(\psi)$ . The trajectories in phase space  $(\psi, \psi')$  are given by conservation of the energy,  $\psi'^2/2 + \lambda \cos(\psi) = E$  (see figure 5). Note that there are three distinct types of surfaces of revolution of constant negative curvature [39] and for each of these surfaces  $\phi$  is a function of  $u + v$  only. Therefore, the three distinct trajectories in the phase plane correspond to the three types of surfaces of revolution. The pseudosphere corresponds to the separatrix, hyperboloid surfaces correspond to closed orbits, and conical surfaces correspond to unbounded orbits.

We seek solutions on the unit square,  $0 \leq t \equiv u + v \leq 2$ , that are bounded away from  $\psi = \pi$  on the interval  $[0, 2]$ . If we want trajectories that minimize the maximum value of  $\cot^2(\psi)$ , it is clear from the symmetry of  $\cot(\psi)$  we are interested in the closed orbits. Furthermore, we seek a piece of these trajectories that satisfies the further symmetry requirement  $\psi(0) = \psi(2) = \pi - \epsilon$ ,  $\psi(1) = \epsilon$ , and  $\psi'(1) = 0$  since if these conditions are not met we could select a different piece of the trajectory that could further minimize  $\cot^2(\phi)$ . This trajectory is depicted in bold in figure 5.

The value  $E$  of a minimizing trajectory can be computed as  $E = [\psi'(1)]^2/2 + \lambda \cos(\psi(1)) = \lambda \cos(\epsilon)$ , and the relation between  $\epsilon$  and  $\lambda$  is determined by requiring that the time it takes to get from  $\psi = \pi - \epsilon$  to  $\psi = \epsilon$  is 1, *i.e.*,

$$(5.3) \quad \int_{\epsilon}^{\pi-\epsilon} \frac{d\theta}{\sqrt{2\lambda(\cos(\epsilon) - \cos(\theta))}} = 1$$

We can solve this equation numerically, and thereby determine  $\phi_\infty(u, v) = \psi(u + v)$ , provided that our ansatz is valid.

Generating an asymptotic series for (5.3), we have for small  $\epsilon$  that

$$\frac{-\log(\epsilon) + \log(8) + O(\epsilon)}{\sqrt{\lambda}} = 1.$$

Rearranging, we obtain

$$(5.4) \quad \cot(\epsilon) \sim \epsilon^{-1} + O(\epsilon) = \frac{1}{8} \exp[\sqrt{\lambda}] + O[e^{-\sqrt{\lambda}}]$$

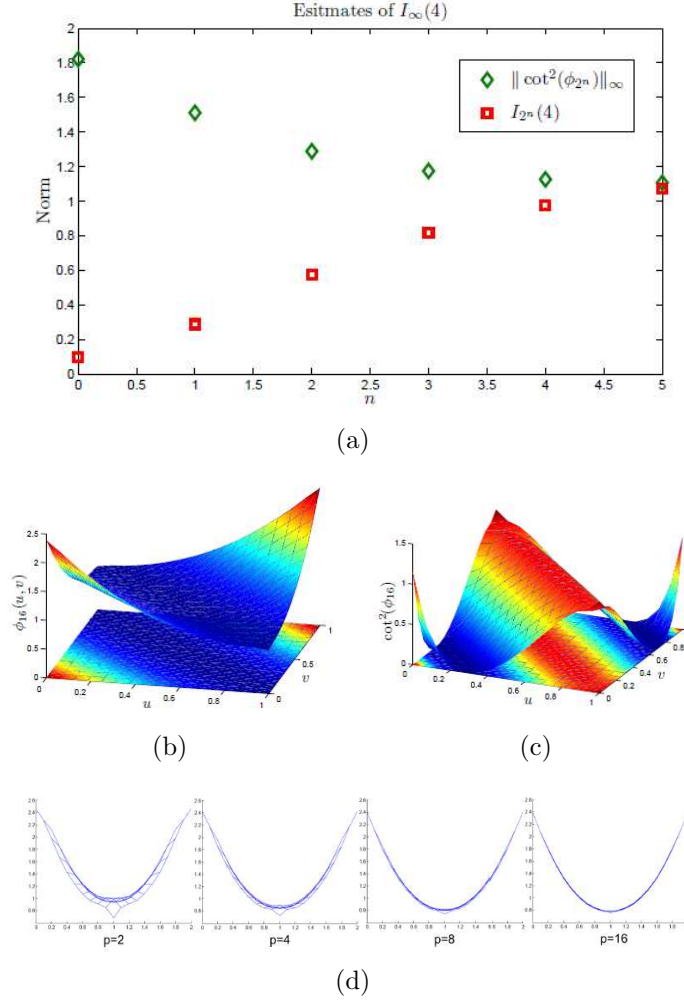


FIGURE 2. (a) Plot of  $I_2^n$  and  $\|\cot^2\|$  as a function of  $n$  with  $\lambda = 4$ . The collapse of these data points onto a single lines confirms that these two quantities are valid approximations to  $I_\infty$  for large enough  $n$ . (b) Plot of  $\phi_{16}$  as a function of  $u$  and  $v$  with the contour plot of  $\phi_{16}$  underneath the surface. We can see from the contour plot that it appears that lines  $u + v = \text{constant}$  form the contours suggesting that  $\phi_\infty$  is a function of  $u + v$ . (c)  $\cot^2(\phi_{16})$  plotted as a function of  $u$  and  $v$  again with the contour plot  $\cot^2(\phi_{16})$  plotted underneath the surface. (d) Plot of  $\phi_p(u, v)$  as a function of  $u + v$  for  $p = 2, 4, 8, 16$  the collapse into a single curve again indicates that  $\phi_\infty$  is a function of  $u + v$  only.



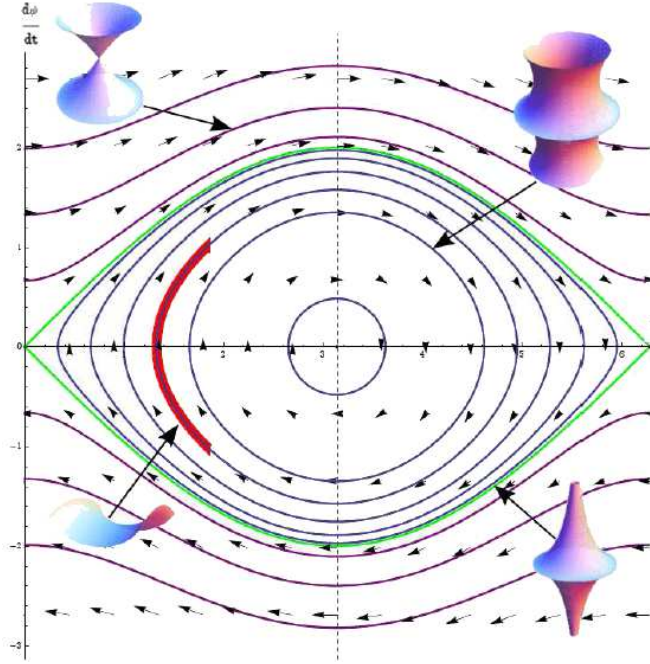


FIGURE 3. Phase portrait of the differential equation  $\psi'' = \lambda \sin(\psi)$ . The three different types of orbits correspond to the three different types of surfaces of revolution of constant negative curvature. The piece of the orbit outlined in bold is the trajectory  $\psi : [0, 2] \rightarrow (0, \pi)$  that minimizes the value of  $\cot^2(\psi)$  over all trajectories in the phase plane defined over the same time domain.

This implies  $I_\infty(\lambda) \sim \frac{1}{64} \exp[2\sqrt{\lambda}] + O(1)$ . Finally, if we set  $\nu = 0$  we have in terms of  $\sqrt{-KR}$  that

$$(5.5) \quad I_\infty(\sqrt{-KR}) \sim \frac{1}{64} e^{2\sqrt{-KR}} + O(1).$$

We conclude this section by comparing the bending energy of disks cut from hyperboloids of revolution with the pseudosphere. The family of hyperboloids are parameterized by the following family of C-nets of the second kind

$$(5.6) \quad \mathbf{y}(\eta, \xi) = \frac{1}{b} (\operatorname{dn}(\eta, b^2) \cos(bv), \operatorname{dn}(\eta, b^2) \sin(b\xi), u - E(\operatorname{am}(\eta, b^2)|b^2)),$$

where  $\operatorname{dn}$ ,  $\operatorname{am}$ ,  $\operatorname{sn}$  denote the usual Jacobi elliptic functions [1],  $E$  is the elliptic function of the second kind [1], and  $0 < b < 1$  [19]. The metric

and principal curvatures are given by

$$(5.7) \quad g'_{11} = b^4 \operatorname{sn}^2(\eta, b^2), \quad g'_{12} = g'_{21} = 0, \quad g'_{22} = 1 - b^4 \operatorname{sn}^2(\eta, b^2)$$

$$(5.8) \quad k_1^2 = \frac{g'_{22}}{g'_{11}} = \frac{1 - b^4 \operatorname{sn}^2(\eta, b^2)}{b^4 \operatorname{sn}^2(\eta, b^2)}, \quad k_2^2 = \frac{b^4 \operatorname{sn}^2(\eta, b^2)}{1 - b^4 \operatorname{sn}^2(\eta, b^2)}.$$

The Christoffel symbols for this parameterization are

$$(5.9) \quad \begin{aligned} \Gamma_{11}^1 &= \frac{\operatorname{cn}(\eta, b^2) \operatorname{dn}(\eta, b^2)}{\operatorname{sn}(\eta, b^2)}, & \Gamma_{11}^2 &= 0 \\ \Gamma_{12}^1 &= 0, & \Gamma_{12}^2 &= \frac{-b^4 \operatorname{sn}(\eta, b^2) \operatorname{cn}(\eta, b^2) \operatorname{dn}(\eta, b^2)}{1 - b^4 \operatorname{sn}^2(\eta, b^2)}, \\ \Gamma_{22}^1 &= -\frac{\operatorname{cn}(\eta, b^2) \operatorname{dn}(\eta, b^2)}{\operatorname{sn}(\eta, b^2)} & \Gamma_{22}^2 &= 0, \end{aligned}$$

Therefore, the geodesic equations are

$$(5.10) \quad 0 = \frac{d^2 \eta}{dt^2} + \frac{\operatorname{cn}(\eta, b^2) \operatorname{dn}(\eta, b^2)}{\operatorname{sn}(\eta, b^2)} \left[ \left( \frac{d\eta}{dt} \right)^2 + \left( \frac{d\xi}{dt} \right)^2 \right]$$

$$(5.11) \quad 0 = \frac{d^2 \xi}{dt^2} + \frac{2b^4 \operatorname{sn}(\eta, b^2) \operatorname{cn}(\eta, b^2) \operatorname{dn}(\eta, b^2)}{1 - b^4 \operatorname{sn}^2(\eta, b^2)}.$$

It is easy to see that the principal curvatures diverge when  $\pi = \operatorname{am}(\eta, b^2)$ . Consequently, the center of the disk is located at the coordinate  $\eta_0 = F(\pi/2, b^2)$ ,  $F$  is the elliptic function of the first kind, and thus the relationship between  $\epsilon$  and  $b$  is given by

$$(5.12) \quad \frac{\epsilon}{2} = \arctan \left( \sqrt{\frac{1 - b^4 \sin^2(\operatorname{am}(F(\pi/2, b^2)))}{b^4 \sin^2(\operatorname{am}(F(\pi/2, b^2)))}} \right) = \arctan \left( \sqrt{\frac{1 - b^4}{b^4}} \right).$$

Solving this equation yields

$$(5.13) \quad b = \sqrt{\cos(\epsilon/2)}.$$

Therefore, for a particular radius  $R$  we can numerically solve equation (5.3) to obtain  $b$ . Once, we determine  $b$  we can then numerically integrate the bending energy

$$(5.14) \quad \mathcal{B}[\mathbf{y}] = \int_0^{2\pi} \int_0^R \left( \frac{1 - b^4 \operatorname{sn}^2(\eta, b^2)}{b^4 \operatorname{sn}^2(\eta, b^2)} + \frac{b^4 \operatorname{sn}^2(\eta, b^2)}{1 - b^4 \operatorname{sn}^2(\eta, b^2)} \right) \sinh(r) \, dr \, d\Psi,$$

following a similar procedure as we did with the pseudosphere. These results are summarized in figure 5.

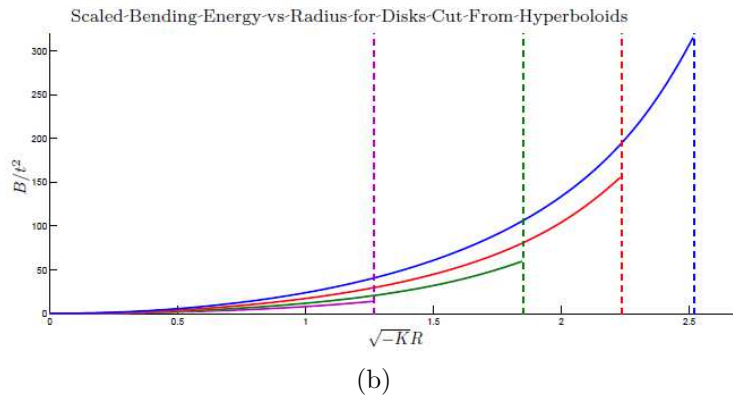
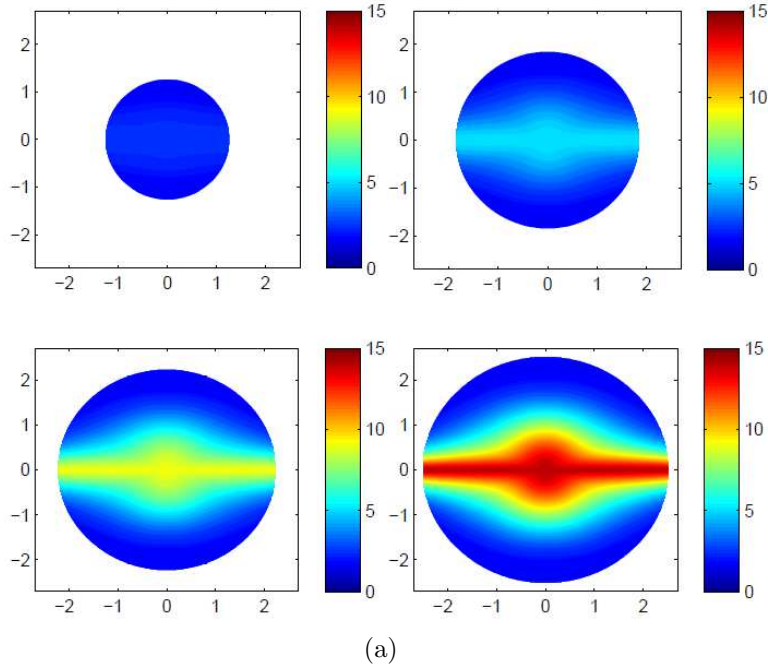


FIGURE 4. (a) A representation of the geodesic disks cut out of hyperboloid surfaces colored by  $k_1^2 + k_2^2$ . The radius and polar angle of these disks correspond to the geodesic radius  $r$  and polar angle  $\Psi$ . These disks each have a maximum radii of  $R = 1.2654, 1.8505, 2.2342, 2.5199$ . These values were chosen for comparison with figures 4 and 9. (b) The scaled bending energy of disks cut from hyperboloids plotted versus geodesic radius.

## 6. SMALL SLOPES APPROXIMATION

The configurations formed from the pseudosphere and hyperboloids can have very large bending energy concentrated at the center and top edge of the disk and these configurations do not have periodic profiles. In order to understand the experimental observations for negatively curved disks [24], we thus need to identify periodic configurations with a lower elastic energy.

We begin by considering the small slopes approximation. In this approximation, valid for  $\epsilon = \sqrt{-K_0} \ll 1$  [27], the configuration is assumed to have a parameterization  $\mathbf{x} : D \rightarrow \mathbb{R}^3$  of the form:

$$(6.1) \quad \mathbf{x}(u, v) = (u + \epsilon^2 f(u, v), v + \epsilon^2 g(u, v), \epsilon \omega(u, v)),$$

where  $f, g$ , and  $\omega$  are sufficiently smooth functions and  $u, v$  are geodesic (cartesian) coordinates on  $D$ . The target metric  $\mathbf{g}$  (in geodesic polar coordinates) takes the form

$$(6.2) \quad ds^2 = \mathbf{g} = dr^2 + \left( r^2 + \frac{\epsilon^2 r^4}{3} \right) d\theta^2 = (dr^2 + r^2 d\theta^2) + \epsilon^2 \frac{r^4 d\theta^2}{3}.$$

We can write, as a mapping,  $\mathbf{x} = i + \epsilon \omega + \epsilon^2 \chi$ , where  $i$  is the standard immersion  $\mathbb{R}^2 \rightarrow \mathbb{R}^3$ ,  $\omega$  is the ‘‘out of plane’’ deformation, *i.e.*,  $\omega$  maps into the orthogonal complement of  $i(\mathbb{R}^2)$  and  $\chi = i \circ (f, g)$  is the ‘‘in-plane’’ displacement. Also  $\mathbf{g} = \mathbf{g}_0 + \epsilon^2 \mathbf{g}_1$  is an asymptotic expansion for the target metric where  $\mathbf{g}_0$  is the Euclidean metric on  $\mathbb{R}^2$ . Using these asymptotic expansions in the elastic energy (2.1) and keeping the lowest order terms, we get

$$(6.3) \quad \begin{aligned} \bar{\mathcal{E}}[\mathbf{x}] &= \epsilon^{-2} \mathcal{E}[\mathbf{x}] \\ &= \int_{B(R)} (\|D\chi^T + D\chi + D\omega^T \cdot D\omega - \mathbf{g}_1\|^2 + t^2 \|D^2\omega\|^2) dA, \end{aligned}$$

where  $B(R)$  is a (2 dimensional Euclidean) disk of radius  $R$  and  $dA$  is the Euclidean area element.

In this setting, the Mean and the Gaussian curvatures to the lowest orders in  $\epsilon$  are given by

$$H = \epsilon \operatorname{Tr}[D^2\omega], \quad K = \epsilon^2 \operatorname{Det}[D^2\omega]$$

so that, a necessary condition for the surface to have constant negative curvature  $K = -\epsilon^2$  is that the out of plane displacement  $\omega$  should satisfy the following hyperbolic Monge-Ampere equation

$$(6.4) \quad \frac{\partial^2 \omega}{\partial u^2} \frac{\partial^2 \omega}{\partial v^2} - \left( \frac{\partial^2 \omega}{\partial u \partial v} \right)^2 = -1.$$

Once a solution to (6.4) is chosen we can match the metric  $\mathbf{g}'$  to the target metric  $\mathbf{g}$  by solving for the in plane stretching terms  $f$  and  $g$ . For more details on this approximation see [30].

The normalized bending energy under this approximation takes the form

$$(6.5) \quad \bar{\mathcal{B}}[x] = \epsilon^{-2} \mathcal{B}[\mathbf{x}] = \int_{B(R)} \|D^2\omega\|^2 du dv.$$

A class of solutions to (6.4) is the following one parameter family of quadratic surfaces

$$(6.6) \quad \omega_a(u, v) = \frac{1}{2} \left( au^2 - \frac{1}{a}v^2 \right),$$

parameterized by  $a \in \mathbb{R}^+$  [38]. These solutions are saddle shaped such that  $\omega$  vanishes on a pair of lines passing through the origin of the  $u-v$  plane intersecting at an angle  $\theta = \pm \arctan(a)$ .

To create periodic structures we first consider the function  $\omega_a^*(\theta, r) = \omega_a(r, (\theta - \arctan(a)))$  which is simply a rotation of  $\omega_a$  that aligns the asymptotic lines with the  $u$  axis and the line  $\theta = 2 \arctan(a)$ . Then, we take the odd periodic extension  $\bar{\omega}_a$  of  $\omega_a^*(\theta, r)$  with respect to  $\theta$  about the two asymptotic lines. Now, since the period of  $\bar{\omega}_a$  is  $4 \arctan(a)$ , to guarantee that the shape is continuous at  $\theta = 0$  we must have that  $a$  satisfies  $\arctan(a) = \pi/2n$ , where  $n$  is the number of waves in the configurations profile (see figure 5).

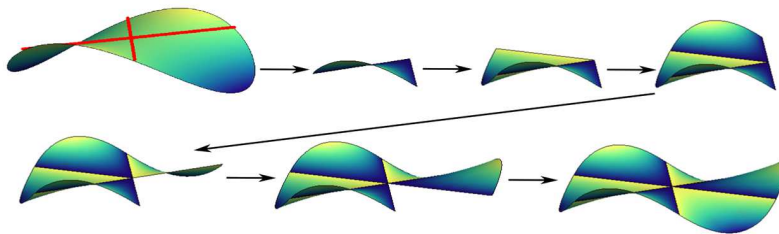


FIGURE 5. The one parameter family of solutions  $\omega_a$  are saddles with asymptotic lines that vanish along the lines through the origin described by the polar angles  $\theta = \pm \arctan(a)$  colored in red. Periodic solutions to the Monge-Ampere equation with  $n \in \{2, 3, \dots\}$  periods can be constructed by taking odd periodic extensions of the solutions  $\omega_{\tan(\pi/2n)}(u, v)$  about the line  $\theta = n/2\pi$ . These solutions are  $C^1(D)$  and are smooth everywhere except on the asymptotic lines.

Since  $\omega_a$  is smooth and vanishes along the two lines we are taking the extension about, it is a basic result of Fourier analysis that  $\bar{\omega}_a$  has continuous first partial derivatives but a jump in the second partial derivative with respect to  $\theta$ . Consequently, these lines are technically singularities in the sense that the surface is not smooth on these lines but the bending energy remains continuous across these lines and is finite. Furthermore, since the metric only involves first derivatives of the map  $\mathbf{x}$  the stretching energy will still vanish on these lines. Therefore, these surfaces are valid “isometric” immersions for the small slopes approximation.

To lowest order in  $\epsilon$ , the elastic energy of a disk with radius  $R$  and  $n$  periods is simply:

$$\begin{aligned} \mathcal{E} \left( \bar{\omega}_{\tan(\frac{\pi}{2n})} \right) &= 2n\epsilon^2 \int_{-\frac{\pi}{2n}}^{\frac{\pi}{2n}} \int_0^R |D^2\omega_{\tan(\frac{\pi}{2n})}|^2 r \, dr \, d\theta \\ (6.7) \qquad \qquad \qquad &= \epsilon^2 \pi R^2 \left( \tan^2 \left( \frac{\pi}{2n} \right) + \cot^2 \left( \frac{\pi}{2n} \right) \right). \end{aligned}$$

The minimum of (6.7) over  $n$  occurs when  $n = 2$  which corresponds to a saddle shape.

For any solution of (6.4), the product of the eigenvalues of the Hessian  $D^2\omega$  is  $k_1 k_2 = -1$ . Consequently,

$$\|D^2\omega\|^2 = k_1^2 + k_2^2 = k_1^2 + k_1^{-2} \geq 2$$

with equality only if  $k_1^2 = k_2^2 = 1$ . With  $n = 2$  (*i.e.*  $a = 1$ ) in the periodic profiles from above, the Hessian of the surface has eigenvalues  $k_{1,2} = \pm 1$ . Consequently, the 2-wave saddle  $\omega(u, v) = \frac{1}{2}(u^2 - v^2)$  gives a global minimum for the bending energy over all the solutions of (6.4).

Using this as a test function for the elastic energy in (6.3), we get an upper bound for the energy of the minimizer which scales like  $t^2$ . It is a standard argument [12] to show that for all  $t > 0$  there exist minimizers for the reduced elastic energy  $\bar{\mathcal{E}}$  in (6.3). Further, these minimizing configurations, and their derivatives will converge as  $t \rightarrow 0$  to a limit configuration which satisfies (6.4) and minimizes the bending energy (6.5). Consequently, the small slopes approximation will predict that, for small thickness, the configuration of the sheet will converge to a quadratic saddle  $\omega = \frac{1}{2}(u^2 - v^2)$ . This is in disagreement with the experimental observation that the disks can obtain an arbitrary number of waves [24]. However, if we consider the amplitude  $A_n$  of an  $n$  wave configuration, we get the scaling law

$$(6.8) \qquad \qquad \qquad A_n(R) = \frac{1}{2} \tan \left( \frac{\pi}{2n} \right) R^2 \approx \frac{\pi R^2}{4 n},$$

which does agree with the experiment [24].

A key difference between exact isometries and the small slopes approximation is captured by the following observation. The curvatures of the surfaces given by (6.6) are bounded by  $\max(a, a^{-1}) \sim O(1)$  independent of  $R$ , the radius of the disk. This is in contrast with our result (5.5) which shows that for isometric immersions, the curvature has to grow exponentially in the radius  $R$ . A qualitative expression of this distinction is that the analogs of Hilbert's and Efimov's theorems do not hold for the small slopes approximation. Consequently, in the next section we look to extend our construction by looking for periodic surfaces that are exactly locally isometric to  $\mathbb{H}^2$  and for small  $R$  are well approximated by the small slopes solution.

## 7. PERIODIC AMSLER SURFACES

To mimic the solutions to the small slope approximation we want to construct a hyperbolic surface that has two asymptotic curves that are straight lines and intersect at the origin of  $U$ . Hyperbolic surfaces satisfying this property exist, they are called Amsler surfaces [6], and form a one parameter family of surfaces  $\mathcal{A}_\theta$  that are uniquely determined by the angle  $\theta$  between the asymptotic lines [2]. As in the construction of surfaces in the small slopes approximation, if the angle  $\theta$  between the asymptotic lines satisfies  $\theta = \frac{\pi}{n}$  we can take the odd periodic extension of the piece of the Amsler surface bounded between the asymptotic lines and form a periodic profile with  $n$  waves. We call the surfaces constructed in this manner periodic Amsler surfaces.

The key to generating periodic Amsler surfaces is through the Sine-Gordon equation (3.3) and the similarity transformation  $\lambda = 2\sqrt{uv}$ ,  $\varphi(\lambda) = \phi(u, v)$  which transforms (3.3) into a Painlevé III equation in trigonometric form:

$$(7.1) \quad \varphi''(\lambda) + \frac{1}{\lambda}\varphi'(\lambda) - \sin(\varphi(\lambda)) = 0,$$

where  $\prime$  denotes differentiation with respect to  $\lambda$  [2, 6]. By imposing the initial conditions  $\varphi(0) = \frac{\pi}{n}$  and  $\varphi'(0) = 0$  solutions to (7.1), denoted by  $\varphi_n(\lambda)$ , generate surfaces such that the  $u$  and  $v$  axis correspond to the asymptotic lines of the surface. Therefore, the piece of the surface we are extending periodically is parameterized in the first quadrant of the  $u - v$  plane and all of its geometric quantities are determined by  $\varphi$ . Moreover, since we do not have a specific parameterization of an Amsler surface, we will need to do all of our calculations in the  $u - v$  plane.

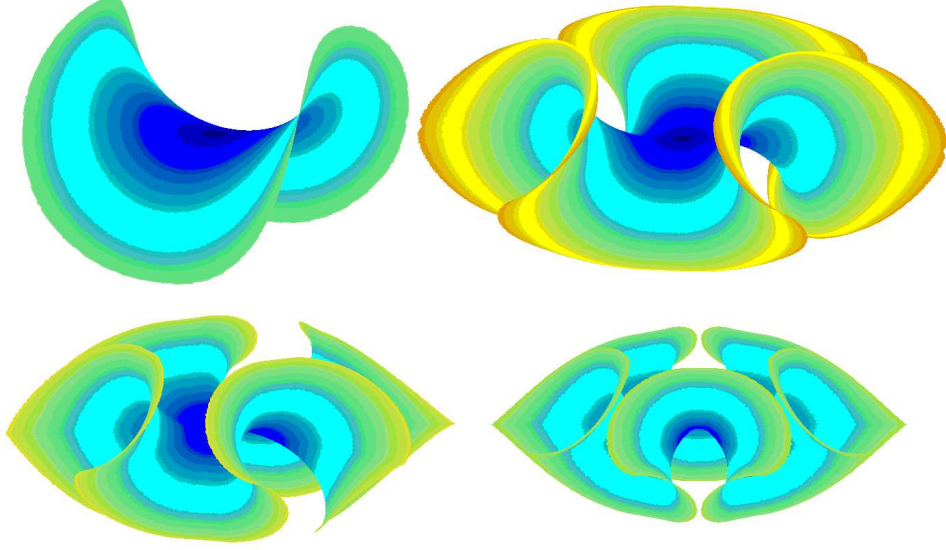


FIGURE 6. Periodic Amsler surfaces with  $n = 2, 3, 4$  and  $5$  waves respectively. These surfaces are not drawn to scale, but are close to the maximum radii presented in figure 9(b). The coloring of the disks corresponds to contours of arclength data and indicate how the different geodesic circles cut from these surfaces would appear. These surfaces are in fact not true Amsler surfaces but are discrete Amsler surfaces creating using the algorithm presented in [5].

Now, unlike the small slopes approximation we need to consider how the area form  $dA$  and the shape of the disks in this domain of parameterization differ from the standard Euclidean quantities. Therefore, like the pseudosphere we need to calculate the geodesics and contour the arc length data of these curves to determine the boundary. The geodesic equations (3.5) under this similarity transformation take the form:

$$(7.2) \quad \begin{aligned} \frac{d^2u}{dt^2} + \frac{1}{\sqrt{uv}} \frac{d\varphi_n}{d\lambda} \left( \cot(\varphi_n)v \left( \frac{du}{dt} \right)^2 - \csc(\varphi_n)u \left( \frac{dv}{dt} \right)^2 \right), \\ \frac{d^2v}{dt^2} + \frac{1}{\sqrt{uv}} \frac{d\varphi_n}{d\lambda} \left( \cot(\varphi_n)u \left( \frac{dv}{dt} \right)^2 - \csc(\varphi_n)v \left( \frac{du}{dt} \right)^2 \right), \end{aligned}$$



with initial conditions  $u(0) = v(0) = 0$ ,  $\frac{du}{dt}(0) = \cos(\psi)$ , and  $\frac{dv}{dt}(0) = \sin(\psi)$  for  $\psi \in [0, \pi/2]$ . Notice that these equations have a singularity at the point  $\lambda_n = \varphi_n^{-1}(\pi)$ . This is precisely where the immersion becomes singular and thus the singular curve is given in the  $u - v$  plane by

$$(7.3) \quad v = \frac{\varphi_n^{-1}(\pi)}{2u}.$$

We can obtain a scaling for  $\varphi_n^{-1}(\pi)$  by multiplying equation (7.1) by  $\varphi'(\lambda)$  to get

$$(7.4) \quad \frac{1}{2} \frac{d(\varphi')^2}{d\lambda} = -\frac{d\varphi}{d\lambda} \frac{d \cos \varphi}{d\varphi} - \frac{1}{\lambda} \varphi'(\lambda)^2 \leq -\frac{d \cos(\varphi)}{d\lambda}.$$

Integrating, we get that

$$(7.5) \quad \int_{\pi/n}^{\pi} \frac{d\varphi}{\sqrt{2(1 - \cos(\varphi))}} \leq \int_{\pi/n}^{\pi} \frac{d\varphi}{\sqrt{2(\cos(\pi/n) - \cos(\varphi))}} \leq \varphi_n^{-1}(\pi).$$

Therefore,

$$(7.6) \quad \ln \left( \cot \left( \frac{\pi}{4n} \right) \right) \leq \varphi_n^{-1}(\pi).$$

Once the singular curve is determined we can calculate the maximum radius of a periodic Amsler surface with  $n$  waves by determining the shortest geodesic that intersects the singular curve. An important question then to be asked is if we can actually create disks of arbitrary radius in this manner. We prove this by first noting that equation (7.6) implies that  $\lim_{n \rightarrow \infty} \varphi_n^{-1}(\pi/2) = \infty$ . Now, let  $\alpha(t) = \mathbf{x}((u(t), v(t)))$  be a geodesic lying on a periodic Amsler surface with generating angle  $\theta = \pi/n$ . Suppose  $\alpha(t)$  starts at the origin and travels to the curve  $v = \frac{\varphi_n^{-1}(\pi/2)}{2u}$  terminating at the point  $(u_f, v_f)$  and without loss of generality assume that  $u(t)$  is a function of  $v(t)$ . Then, the arclength of  $\alpha(t)$  satisfies:

$$(7.7) \quad d(0, (u_f, v_f)) = \int_0^{u_f} \sqrt{1 + 2 \cos(\varphi) \frac{du}{dv} + \left( \frac{du}{dv} \right)^2} dv > \int_0^{u_f} dv = u_f.$$

Finally, since  $u_f \rightarrow \infty$  as  $n \rightarrow \infty$  this proves that geodesic circles on the periodic Amsler surface become arbitrarily large.

Figure 7 is a plot of several solutions to equation (7.1) and includes the scaling of the radius of the largest disk with  $n$  waves that can be embedded in  $\mathbb{R}^3$ . We can see qualitatively that the maximum radius grows logarithmically with  $n$  a result that is confirmed by equation

(7.6). The geodesics for the particular case when  $n = 2$  are plotted in figure 8(a) along with the geodesic circles for  $n = 3$  in figure 8(b).

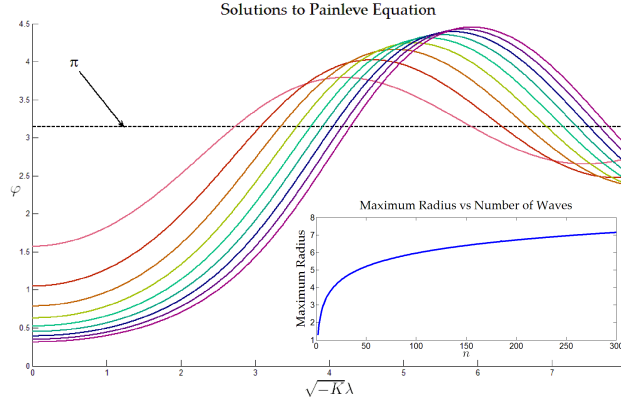


FIGURE 7. A plot of  $\varphi$  versus  $r$  satisfying the initial conditions  $\varphi(0) = \pi/n$  for  $n = 2, \dots, 10$ . The dashed horizontal line corresponds to where  $\varphi(r) = \pi$ . At this point a principal curvature diverges and by choosing a higher value of  $n$  a larger disk can be created. The inset plot illustrates how the maximum radius scales with  $n$ . We can see that the radius grows very slowly with  $n$  and it looks to be growing approximately at a logarithmic rate.

To compute the elastic energy using equation (3.8) we need to determine how the coordinates  $u$  and  $v$  depend on  $r$  and  $\Psi$ . Let  $j_1$  and  $j_2$  denote the unit vectors in the  $u - v$  plane that are aligned with the  $u$  and  $v$  axis respectively. If we let  $\mathbf{x}$  denote the parameterization of the Amsler surface, then the pushforward or differential of  $\mathbf{x}$ , denoted  $\mathbf{x}_*$ , is a linear map. Furthermore, since  $\mathbf{x}$  is an isometry and the images of  $j_1$  and  $j_2$  under  $\mathbf{x}_*$  make an angle of  $\pi/n$  we have without loss of generality that

$$(7.8) \quad \mathbf{x}_*j_1 = e_1 \text{ and } \mathbf{x}_*j_2 = \cos(\pi/n)e_1 + \sin(\pi/n)e_2,$$

where  $e_1$  and  $e_2$  are the standard basis elements for the tangent plane at  $\mathbf{x}(0,0)$ . Consequently, if we let  $\alpha(t) = (u(t), v(t))$  be a geodesic defined in the  $u - v$  plane satisfying  $\alpha'(0) = \cos(\psi)j_1 + \sin(\psi)j_2$  then by linearity we have that

$$(7.9) \quad \mathbf{x}_*(\alpha'(0)) = (\cos(\theta) + \sin(\theta) \cos(\pi/n)) e_1 + \sin(\theta) \sin(\pi/n)e_2.$$

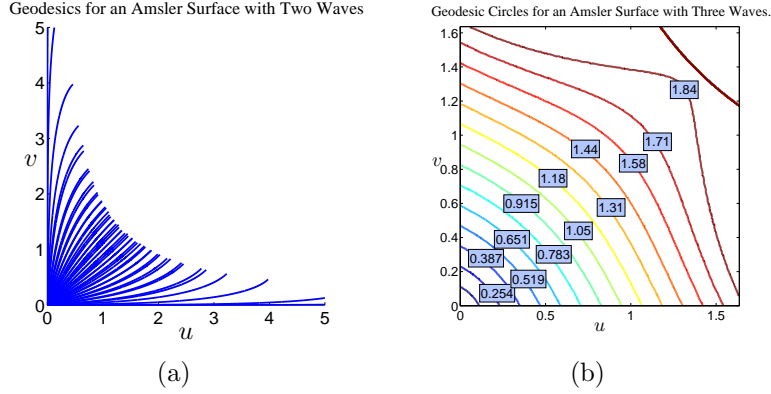


FIGURE 8. (a) Plot of the geodesics in the  $u - v$  plane of the Amsler surface for  $n = 2$  waves. The endpoints of the geodesics lie on the curve  $v = \frac{\varphi_n^{-1}(\pi)}{2u}$ , which forms the boundary where a principal curvature diverges. (b) Geodesic circles plotted in the  $u - v$  plane when  $n = 3$ . These curves were calculated by contouring the arclength of geodesics. The curve in the upper right hand corner is the singular edge of the Amsler surface.

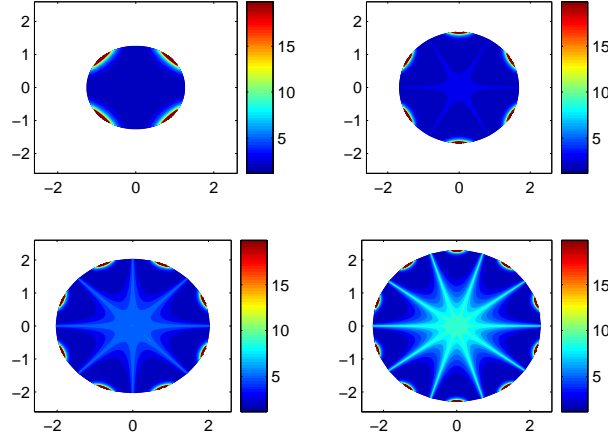
Therefore, we can conclude that the polar angle  $\Psi$  for this geodesic is given by

$$(7.10) \quad \Psi = \arctan \left( \frac{\sin(\psi) \sin(\pi/n)}{\cos(\psi) + \sin(\psi) \cos(\pi/n)} \right).$$

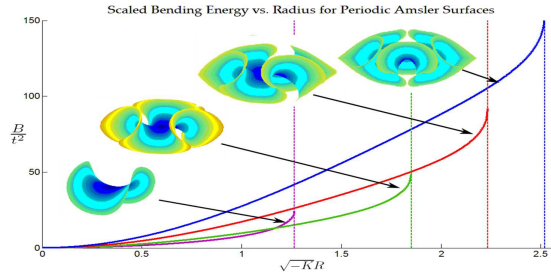
Now, we can numerically integrate the elastic bending energy for the periodic Amsler surfaces. First, by specifying  $\Psi$  and numerically solving (7.10) for  $\psi$  we can generate initial conditions for equations (7.2) which can then be numerically solved to determine  $u(t)$  and  $v(t)$ . Then, by fixing  $r$  and numerically solving the arclength equation

$$(7.11) \quad r = \int_0^T \sqrt{\left(\frac{du}{dt}\right)^2 + 2 \cos(\varphi) \frac{du}{dt} \frac{dv}{dt} + \left(\frac{dv}{dt}\right)^2} dt,$$

for  $T$  we can calculate the values  $u(T)$  and  $v(T)$  which correspond to the coordinates  $(\Psi, r)$ . Finally by setting up a mesh on the rectangle  $(\Psi, r) \in [0, 2\pi] \times [0, R]$  and using the above process to determine  $u$  and  $v$  we can numerically integrate equation (3.8). These results are summarized in figure 9.



(a)



(b)

FIGURE 9. (a) A representation of the geodesic disks cut out of Amsler surfaces with  $n = 2, \dots, 5$  waves colored by  $k_1^2 + k_2^2$  in which the radius and polar angle correspond to the geodesic radius  $r$  and polar angle  $\Psi$ . These disks each have a maximum radii of  $R = 1.2654, 1.8505, 2.2342, 2.5199$  beyond which one of the principal curvatures diverges. We can see that these disks have lower energy than there counterparts lying in the hyperboloid of revolution. Moreover, the energy is concentrated in small regions near the singular edge of the disk. (b) The scaled bending energy of periodic Amsler surfaces with  $n = 2, \dots, 5$  waves plotted versus geodesic radius. The vertical dashed lines correspond to the radius where the surface with  $n$  waves can no longer be isometrically embedded.

## 8. DISCUSSION

Free non-Euclidean thin elastic sheets arise in a variety of physical [41, 23, 8] and biological [36, 31, 13] systems. The morphology of these sheets is usually modeled as the equilibrium configurations for an appropriate elastic energy. One approach is to model the sheet as an abstract manifold with a prescribed *target metric*  $\mathbf{g}$ , which is then used to define strains and hence an elastic energy for a configuration. An alternative is to decompose the deformation of the sheet into a growth tensor and an elastic response, and define the elastic energy in these terms. Lewicka, Mahadevan and Pakzad [28] have shown that the two approaches are essentially equivalent in the limit that the thickness of the sheet vanishes. In this limit we are naturally led to consider the problem of isometric immersions (or embeddings) of a non-Euclidean surface into  $\mathbb{R}^3$ .

In this paper, we consider the geometric problem of immersing disks with *constant negative curvature* into  $\mathbb{R}^3$ . There are two settings for this problem which are relevant. One is the problem of “exact” isometric immersions

$$(8.1) \quad D\mathbf{x}^T D\mathbf{x} = \mathbf{g}$$

where  $\mathbf{x} : D \rightarrow \mathbb{R}^3$  is the configuration of the center surface. The other problem is a small-slopes approximation with an in and out of plane decomposition,  $\mathbf{x} = i + \epsilon\omega + \epsilon^2\chi$ ,  $\mathbf{g} = \mathbf{g}_0 + \epsilon^2\mathbf{g}_1$  with the isometric immersions given by

$$(8.2) \quad D\chi^T + D\chi + D\omega^T D\omega = \mathbf{g}_1$$

In the small slopes approximation, we prove that global minimizers of the bending energy over all the solutions of (8.2) are given by a quadratic saddle  $\omega(u, v) = \frac{1}{2}(u^2 - v^2)$ . We thus expect that, with decreasing thickness, the configuration of the sheet will converge to a two wave solutions. This is not what is observed experimentally, where the number of waves increases with decreasing thickness [24]. Consequently, the physically realized configurations *are not* given by the global minimizers of the model energy. Note however, that the periodic, non-smooth profiles that we construct in Sec. 6 do agree qualitatively, and in scaling behavior, with the experimental observations. This is a puzzle, since these periodic, non-smooth profiles *are not* global minimizers of the energy, and we need a different selection mechanism if these profiles do indeed represent the experimental configurations.

One way to improve the modeling of the system is to consider the “full” Föppl–von Kármán energy (2.1) and the associated isometric immersions given by (8.1). For complete surfaces of constant negative

curvature (or surfaces whose curvature is bounded above by a negative constant), Hilbert’s theorem [21] (resp. Efimov’s theorem [14]) show that there are no analytic (resp.  $C^2$ ) solutions of (8.1). These results are sometimes used as a basis for physical intuition that there are no “global” isometric immersions of constant negative curvature surfaces, and this leads to the observed refinement of wavelength with decreasing thickness [40].

We investigate this problem and show (Sec. 4) that there exist smooth immersions  $\mathbf{x} : D_R \rightarrow \mathbb{R}^3$  for geodesic disks of arbitrarily large radius  $R$ . A natural question is the connection between this existence result and non-existence results of Hilbert [21], Holmgren [22] and Amsler [2] which imply there is no smooth immersion  $\mathbb{H}^2 \rightarrow \mathbb{R}^3$ , and further, given a “local” immersion of an open set in  $\mathbb{H}^2$  into  $\mathbb{R}^3$ , there is a maximal domain of finite diameter on which this immersion can be extended to a smooth global immersion with one of the principal curvatures diverging as we approach the boundary. In Sec. 5, we obtain a quantitative version of these result, by showing that for isometric immersions of a Hyperbolic disk of radius  $R$ , the maximum principal curvature of the immersion is bounded from below, by a bound which grows exponentially in  $\sqrt{-K_0}R$ , where  $K_0 < 0$  is the constant Gaussian curvature of the surface. We also identify the surfaces which realize this bound, and they turn out to be disks cut from Hyperboloids of revolution with constant negative curvature.

This existence of smooth, and thus also  $W^{2,2}$  immersions of arbitrarily large disks have consequences for the modeling of free non-Euclidean sheets. In particular, the minimizers of the elastic energy (2.1) must converge as  $t \rightarrow 0$  to a minimizer of (2.2) [15, 29], and the energy of the minimizer  $\mathbf{x}^*$  is bounded from above by

$$\mathcal{E}[\mathbf{x}^*] \leq t^2 \inf_{y \in \mathcal{A}} \mathcal{B}[y]$$

where  $\mathcal{A}$  is the set of all the  $W^{2,2}$  solutions of (8.1). This also implies that the bending energy of the minimizing configurations should satisfy the inequality

$$\mathcal{B}[\mathbf{x}^*] \leq \mathcal{B}_0 \equiv \inf_{y \in \mathcal{A}} \mathcal{B}[y]$$

for all  $t > 0$ , *independent of  $t$* . This is an apparent contradiction with experimental observations where the bending energy of the minimizer scales with the thickness  $t$  and is well fit by a power law,  $t^{-1}$ , which diverges as  $t \rightarrow 0$  [24]. This suggests that further improvements of the modeling might be necessary for a quantitative description of the experimental phenomena.

The smooth immersions  $\mathbf{x} : D_R \rightarrow \mathbb{R}^3$  (Secs. 4 and 5) do not have the rotational  $n$ -fold symmetry ( $\Psi \rightarrow \Psi + 2\pi/n$  for the geodesic polar angle  $\Psi$ ) of the underlying energy functional, which is also seen in the experimentally observed configurations. In Sec. 7 We generalize the construction of the non-smooth,  $n$ -wave small-slopes solutions to obtain isometric immersions (solutions of (8.1)) which are also non-smooth and have the same symmetry/morphology as the experimentally observed configurations. These periodic Amsler surfaces *have lower bending energy* than the smooth immersions given by subsets of the pseudosphere and hyperboloids with constant negative curvature.

For each  $n \geq 2$ , there is a radius  $R_n \sim \log(n)$  such that the  $n$ -periodic Amsler surfaces only exist for a radius  $0 < R < R_n$ . This gives a natural mechanism for the refinement of the wavelength of the buckling pattern with increasing radius of the disk. However, it does not, at least directly, explain the observed refinement with decreasing thickness.

We have considered the purely geometric model which arises as a limit  $t \rightarrow 0$ . A natural question is the applicability if our results for physical sheets where  $t > 0$ . Perhaps the refinement of the wavelength with decreasing  $t$  is an effect which can only be captured by studying the full Föppl–von Kármán energy (2.1). For  $t > 0$ , we expect that the minimizers of the energy will have boundary layers near the edge of the disk and also near the singular asymptotic lines, so that the disks satisfy stress and moment balance everywhere. The boundary layers near the outer edge of the disk may then set the wavelength throughout the disk. A similar phenomenon in stretched elastic sheets was studied in this manner in [4].

The buckling patterns in non-Euclidean sheets are the result of dynamical (albeit slow) processes, and it may be more appropriate to model this type of differential growth dynamically, perhaps as a gradient flow for the elastic energy. The pattern is then selected for dynamical reasons (fastest growth rate, etc.) and not by global minimization of an energy functional. This might explain why local but not global extrema for the energy functional seem to describe the observed patterns.

However, neither the boundary layers, nor the gradient flow dynamics, can explain how the refinement with decreasing thickness can lead to an apparent divergence of the the bending energy  $\mathcal{B}[\mathbf{x}] \sim t^{-1}$ . We have shown rigorously, for the elastic energy (2.1), in the limit  $t \rightarrow 0$ , we should have  $\mathcal{B}[\mathbf{x}] \rightarrow \mathcal{B}_0 < \infty$ . This suggests the need for better models that are carefully validated by comparison with experiments in order to obtain a quantitative description of non-Euclidean free sheets.

We conclude our discussion with a short list of mathematical questions and avenues for future research that come out of this work –

- (1) In Sec. 5, we use an *ansatz* motivated by numerical experiments to show that the solutions to the minimax problem

$$\phi_\infty = \arg \min_{\phi \in \mathcal{A}} \max_{x \in D} \cot^2(\phi)$$

are given by disks cut out of constant curvature hyperboloids of revolution, where the admissible set  $\mathcal{A}$  consists of all  $C^2$  or smoother isometric embeddings. We are working on a rigorous (ansatz free) proof of this result.

- (2) Our lower bound for the maximum principal curvature (and hence the maximum bending energy density) in Sec. 5 can be interpreted as a lower bound on the  $L^\infty$  norm of the bending energy density  $k_1^2 + k_2^2$  over the admissible set, which consists of isometric immersions. The limiting energy and configuration of the non-Euclidean sheet as  $t \rightarrow 0$  is given by the lower bound for the  $L^1$  norm of the bending energy density. Motivated by this observation, we are investigating lower bounds for the  $L^p$  norms  $1 \leq p < \infty$  to connect the known case  $p = \infty$  with the case of interest  $p = 1$ .
- (3) Chebyshev nets give a natural discretization of surfaces with constant negative curvature that respects both the intrinsic and the extrinsic geometry of the surface. This idea has already been used for constructing discrete isometric immersions ( $K$ -surfaces) for such surfaces [5]. This can be interpreted as a  $t \rightarrow 0$  limit for the variational problem (2.1). We are developing numerical methods for the variational problem given by (2.1) with  $t > 0$  that exploits the Chebyshev net structure.
- (4) Our results strongly use the fact that the target metric on the surface has constant negative curvature, which then allows us to naturally associate a Chebyshev net with each isometric immersion through an asymptotic parameterization [19]. However, we believe that our results, in particular the lower bound for the maximum principal curvature (5.5), and the construction of  $C^{1,1}$  and piecewise smooth isometric immersions can also be extended to other target metrics whose curvature is bounded above by a negative constant. It is natural to study these questions, in particular the difference between smooth and  $C^{1,1}$  immersions using the ideas in [10].



- (5) For the periodic Amsler surfaces in Sec. 7, the global structure, *i.e.* the number  $n$  of waves is determined by the local structure at the origin. The origin is a *bifurcation point* [7] for the Chebyshev net induced by the embedding in the sense that, every point in the complement of the origin has precisely two asymptotic directions, while the origin has  $n$  asymptotic directions with  $n > 2$ . The authors of [7] remark that for surfaces whose total positive curvature is bounded by  $2\pi$ , it is always possible to find a global Chebyshev net, except it can have multiple bifurcation points. This suggests the following natural questions: Are there non-smooth immersions ( $C^{1,1}$  or even  $W^{2,2}$  immersions) with multiple bifurcation points?

The geometry of such surfaces will then serve as a model for the observed morphology in many non-Euclidean sheets including torn plastic [41] and lettuce leaves [32] which do not have a globally defined number of waves, but rather have local buckling behavior which increases the number of waves as we approach the boundary.

**Acknowledgements:** The authors wish to thank Eran Sharon, Efi Efrati and Yael Klein for many useful discussions, and for sharing pre-publication experimental data with us. This work was supported by the US-Israel BSF grant 2008432 and NSF grant DMS-0807501.

#### REFERENCES

- [1] M. ABRAMOWITZ AND I. A. STEGUN, *Handbook of mathematical functions with formulas, graphs, and mathematical tables*, vol. 55 of National Bureau of Standards Applied Mathematics Series, For sale by the Superintendent of Documents, U.S. Government Printing Office, Washington, D.C., 1964.
- [2] M.-H. AMSLER, *Des surfaces à courbure négative constante dans l'espace à trois dimensions et de leurs singularités*, Math. Ann., 130 (1955), pp. 234–256.
- [3] B. AUDOLY AND A. BOUDAUD, ‘*Ruban à godets*’: *an elastic model for ripples in plant leaves*, Comptes Rendus Mécanique, 330 (2002), pp. 831 – 836.
- [4] B. AUDOLY AND A. BOUDAUD, *Self-similar structures near boundaries in strained systems*, Phys. Rev. Lett., 91 (2003), p. 086105.
- [5] A. BOBENKO AND U. PINKALL, *Discretization of Surfaces and Integrable Systems*, in Discrete Integrable Geometry and Physics, Oxford: Clarendon Press, 1999, pp. 3–58.
- [6] A. I. BOBENKO AND U. EITNER, *Painlevé equations in the differential geometry of surfaces*, vol. 1753 of Lecture Notes in Mathematics, Springer-Verlag, Berlin, 2000.
- [7] Y. D. BURAGO, S. V. IVANOV, AND S. G. MALEV, *Remarks on Chebyshev coordinates*, Zap. Nauchn. Sem. S.-Peterburg. Otdel. Mat. Inst. Steklov. (POMI), 329 (2005), pp. 5–13, 195.

- [8] E. CERDA AND L. MAHADEVAN, *Geometry and Physics of Wrinkling*, Phys. Rev. Lett., 90 (2003), p. 074302.
- [9] P. L. CHEBYCHEF, *Sur la coupe des vêtements*, 1878.
- [10] G. CHEN, M. SLEMROD, AND D. WANG, *Isometric Immersions and Compensated Compactness*, Communications in Mathematical Physics, 294 (2010), pp. 411–437.
- [11] P. G. CIARLET, *A justification of the von kármán equations*, Arch. Rational Mech. Anal., 73 (1980), pp. 349–389.
- [12] P. G. CIARLET AND P. RABIER, *Les équations de von Kármán*, vol. 826 of Lecture Notes in Mathematics, Springer, Berlin, 1980.
- [13] J. DERVAUX AND M. BEN AMAR, *Morphogenesis of growing soft tissues*, Phys. Rev. Lett., 101 (2008), p. 068101.
- [14] N. V. EFIMOV, *Generation of singularities on surfaces of negative curvature*, Mat. Sb. (N.S.), 64 (106) (1964), pp. 286–320.
- [15] E. EFRATI, E. SHARON, AND R. KUPFERMAN, *Buckling transition and boundary layer in non-Euclidean plates*, Phys. Rev. E (3), 80 (2009), pp. 016602, 18.
- [16] A. FÖPPL, *Vorlesungen über technische Mechanik*, B.G. Teubner, Leipzig, 1907.
- [17] G. FRIESECKE, R. JAMES, AND S. MULLER, *A hierarchy of plate models derived from nonlinear elasticity by gamma-convergence*, Arch. Rat. Mech. Analysis, 180 (2006), pp. 183–236.
- [18] A. GORIELY AND M. BEN AMAR, *Differential Growth and Instability in Elastic Shells*, Phys. Rev. Lett., 94 (2005), p. 198103.
- [19] A. GRAY, E. ABBENA, AND S. SALAMON, *Modern differential geometry of curves and surfaces with Mathematica®*, Studies in Advanced Mathematics, Chapman & Hall/CRC, Boca Raton, FL, third ed., 2006.
- [20] J. HAZZIDIKAS, *Ueber einige Eigenschaften der Flächen mit Constantem Krümmungsmaass*, J. Reine Angew. Math. (Crelle), 88 (1880).
- [21] D. HILBERT, *Ueber Flächen von constanter Gaußscher Krümmung*, Trans. Amer. Math. Soc., 2 (1901), pp. 87–99.
- [22] E. HOLMGREN, *Sur les surfaces à courbure constante négative*, C.R. Acad. Sci. Paris, 134 (1902), pp. 740–743.
- [23] Y. KLEIN, E. EFRATI, AND E. SHARON, *Shaping of Elastic Sheets by Prescription of Non-Euclidean Metrics*, Science, 315 (2007), pp. 1116–1120.
- [24] Y. KLEIN, S. VENKATARAMANI, AND E. SHARON, *An Experimental study of shape transitions and energy scaling in thin non-Euclidean plates*. Preprint, <http://math.arizona.edu/~shankar/pub/pub.html>, 2009.
- [25] J. KOENDERINK AND A. VAN DOORN, *Shape from Chebyshev Nets*, in Burkhardt, H., Neumann, B. ECCV, vol. 1407, Springer, Heidelberg, 1998, pp. 215–225.
- [26] N. H. KUIPER, *On  $C^1$ -isometric imbeddings. I, II*, Nederl. Akad. Wetensch. Proc. Ser. A. **58** = Indag. Math., 17 (1955), pp. 545–556, 683–689.
- [27] L. D. LANDAU AND E. M. LIFSHITZ, *Course of theoretical physics. Vol. 7*, Pergamon Press, Oxford, third ed., 1986. Theory of elasticity, Translated from the Russian by J. B. Sykes and W. H. Reid.
- [28] M. LEWICKA, L. MAHADEVAN, AND M. PAKZAD, *The Foppl-von Karman equations for plates with incompatible strains*. preprint, <http://arxiv.org/abs/1002.2252>, 2010.

- [29] M. LEWICKA AND M. PAKZAD, *Scaling laws for non-Euclidean plates and the  $W^{2,2}$  isometric immersions of Riemannian metrics*. Preprint, <http://arxiv.org/abs/0907.1857>, 2009.
- [30] H. LIANG AND L. MAHADEVAN, *The shape of a long leaf*, Proceedings of the National Academy of Sciences, 106 (2009), pp. 22049–22054.
- [31] M. MARDER AND N. PAPANICOLAOU, *Geometry and Elasticity of Strips and Flowers*, Journal of Statistical Physics, 125 (2006), pp. 1065–1092.
- [32] M. MARDER, E. SHARON, S. SMITH, AND B. ROMAN, *Theory of edges of leaves*, EPL (Europhysics Letters), 62 (2003), p. 498.
- [33] R. MCLACHLAN, *A gallery of constant-negative-curvature surfaces*, Math. Intelligencer, 16 (1994), pp. 31–37.
- [34] F. MINDING, *Wie sich entscheiden läßt, ob zwei gegebene krumme Flächen auf einander abwickelbar sind oder nicht; nebst Bemerkungen über die Flächen von unveränderlichem Krümmungsmabe*, (Crelle) Journal der Mathematic, 1 (1839), pp. 370–87.
- [35] J. NASH,  *$C^1$  isometric imbeddings*, Ann. of Math. (2), 60 (1954), pp. 383–396.
- [36] U. NATH, B. C. W. CRAWFORD, R. CARPENTER, AND E. COEN, *Genetic Control of Surface Curvature*, Science, 299 (2003), pp. 1404–1407.
- [37] S. NECHAEV AND R. VOITURIEZ, *On the plant leaf's boundary, 'jupe à godets' and conformal embeddings*, Journal of Physics A Mathematical General, 34 (2001), pp. 11069–11082.
- [38] A. D. POLYANIN AND V. F. ZAITSEV, *Handbook of nonlinear partial differential equations*, Chapman & Hall/CRC, Boca Raton, FL, 2004.
- [39] E. ROZENDORN, *Surfaces of Negative Curvature*, in Encyclopedia of Mathematical Sciences: Geometry III, V. Z. Y.D. Burago, ed., vol. 48, Springer-Verlag, 1989, p. 113.
- [40] C. D. SANTANGELO, *Buckling thin disks and ribbons with non-euclidean metrics*, EPL (Europhysics Letters), 86 (2009), p. 34003.
- [41] E. SHARON, B. ROMAN, M. MARDER, G. SHIN, AND H. SWINNEY, *Buckling Cascades in Free Sheets*, Nature, 419 (2002), pp. 579–579.
- [42] T. J. WILLMORE, *Total curvature in Riemannian geometry*, Ellis Horwood Series: Mathematics and its Applications, Ellis Horwood Ltd., Chichester, 1982.

# Shape selection in non-Euclidean plates

John A. Gemmer<sup>a,\*</sup>, Shankar Venkataramani<sup>a,b</sup>

<sup>a</sup>*Program in Applied Mathematics, University of Arizona, Tucson, AZ 85721, U.S.A.*

<sup>b</sup>*Department of Mathematics, University of Arizona, Tucson, AZ 85721, U.S.A.*

---

## Abstract

We investigate isometric immersions of disks with constant negative curvature into  $\mathbb{R}^3$ , and the minimizers for the bending energy, *i.e.* the  $L^2$  norm of the principal curvatures over the class of  $W^{2,2}$  isometric immersions. We show the existence of smooth immersions of arbitrarily large geodesic balls in  $\mathbb{H}^2$  into  $\mathbb{R}^3$ . In elucidating the connection between these immersions and the non-existence/singularity results of Hilbert and Amsler, we obtain a lower bound for the  $L^\infty$  norm of the principal curvatures for such smooth isometric immersions. We also construct piecewise smooth isometric immersions that have a periodic profile, are globally  $W^{2,2}$ , and have a lower bending energy than their smooth counterparts. The number of periods in these configurations is set by the condition that the principal curvatures of the surface remain finite and grows approximately exponentially with the radius of the disc. We discuss the implications of our results on recent experiments on the mechanics of non-Euclidean plates.

*Keywords:* nonlinear elasticity of thin objects, geometry of hyperbolic surfaces, pattern formation, morphogenesis in soft tissue.

---

## 1. Introduction

The differential growth of thin elastic sheets can generate highly non-trivial configurations such as the multiple generation of waves along the edge of a torn elastic sheet [1] and the wrinkled patterns on leaves [2]. Recently, environmentally responsive gel disks of uniform thickness have been created

---

\*Principal corresponding author

*Email addresses:* jgemmer@math.arizona.edu (John A. Gemmer), shankar@math.arizona.edu (Shankar Venkataramani)

in the laboratory that mimic this type of growth by differentially shrinking in the radial direction when thermally activated in a hot water bath [3]. The rate of shrinkage can be controlled, allowing for the creation of regions in the disk that shrink at different rates upon activation. Rippling occurs in regions that shrink slower than the center of the disk while regions that shrink faster obtain a spherical dome like shape. Geometrically, these regions have positive and negative Gaussian curvature respectively and by tuning the composition of the gel, different curvatures can be selected. Therefore, this type of growth can be used to generate a multitude of different shapes of varying geometries, but a mathematical framework that can accurately predict the equilibrium shapes is lacking.

Classically, thin elastic plates have been modeled by the Föppl–von Kàrmàn equations [4]. These equations reduce the full three dimensional problem to a two dimensional problem defined on the mid-surface of the plate. These equations are asymptotically valid in the small thickness regime if the thickness scales in a particular manner with external loadings [5] and different scalings lead to a hierarchy of different plate models that includes Föppl–von Kàrmàn [6]. These equations have two separate energy scales, in plane stretching and out of plane bending, such that the ratio of bending energy to stretching energy scales like the thickness squared. Consequently, thin plates energetically prefer to bend out of the plane rather than stretch a phenomenon easily observed in stretched sheets [7] and this could be the mechanism used by growing sheets to buckle out of the plane.

Now, non-uniform growth is difficult to model in this manner since it commonly generates structures with residual stresses [8] and thus it is unclear what is an appropriate reference configuration from which strains can be measured. Previously, this type of growth has been modeled by specifying a “target metric”  $\mathbf{g}$  on the mid-surface of the sheet [9, 10, 11, 12] that encodes how the natural distance between points on the disk are changed during the growth process. The metric  $\mathbf{g}$  serves as a reference configuration in that deviations away from  $\mathbf{g}$  correspond to in-plane stretching. The metric  $\mathbf{g}$  is also a geometric quantity that locally determines all of the intrinsic properties of an abstract surface such as its Gaussian curvature and geodesics [13]. A naive model is that the sheet forms a surface that matches  $\mathbf{g}$ , i.e. the surface is an isometric immersion of  $\mathbf{g}$  in  $\mathbb{R}^3$ . Indeed, a similar approach was taken in [14] to explain the rippling in leaves. The problem with this model is that in general immersions of  $\mathbf{g}$  may not exist or be unique and this model does not incorporate three dimensional elastic effects.

Instead of modeling non-uniform growth as isometric immersions, an energy functional has been recently introduced that incorporates the metric  $\mathbf{g}$  and reduces to a Föppl–von Kàrmàn functional when  $\mathbf{g}$  is the identity matrix [15]. This functional has the same energy scaling as Föppl–von Kàrmàn and in plane stretching terms vanish on surfaces that are isometric immersions of  $\mathbf{g}$  and out of plane bending is measured in terms of the principal curvatures. As with the Föppl–von Kàrmàn functional, if the thickness is sufficiently small the stretching energy dominates and we expect the elastic sheet to bend out of the plane to match the metric. In particular, if  $W^{2,2}$  isometric immersions exist then in the limit of vanishing thickness equilibrium configurations in this model converge to a minimizer of the bending energy over the class of  $W^{2,2}$  isometric immersions [16].

In this paper we will study immersions of  $\mathbf{g}$  in the disk geometry when  $\mathbf{g}$  specifies a constant negative Gaussian curvature  $K$ . In particular, we will show that for all radii there exists an isometric immersion of these disks of class  $W^{2,2}$ . Experimentally, disks of constant negative curvature obtain an equilibrium configuration with a periodic profile of one wavelength but the number of nodes increases with decreasing thickness [17]. Consequently, we will look for test functions that match the target metric and have a periodic profile.

Finding such test functions corresponds to the classical problem of finding isometric immersions of the hyperbolic plane  $\mathbb{H}^2$  into  $\mathbb{R}^3$ . Hilbert proved that there are no real analytic isometric immersions of the entire hyperbolic plane into  $\mathbb{R}^3$  [18] but, this does not exclude the possibility of the existence of immersions with weaker smoothness criteria. In fact, the Nash-Kuiper theorem states that through the technique of convex integration there exists  $C^1$  isometric immersions of  $\mathbb{H}^2$  [19, 20]. But, such an immersion would be too rough since the bending energy requires the surface to be at least weakly second differentiable. Furthermore, by Efimov’s theorem, we know that there are no  $C^2$  isometric immersions of  $\mathbb{H}^2$  [21]. Consequently, to find isometric immersions of  $\mathbb{H}^2$  that are admissible surfaces we need to find immersions that lie between  $C^1$  and  $C^2$  in smoothness. In particular, we are interested in  $W^{2,2}$  immersions.

In general finding an isometric immersion of an arbitrary metric is a non-trivial problem. But, by Minding’s theorem [22], which states that any two abstract surfaces having the same constant Gaussian curvature are locally isometric, we can cut out subsets of surfaces of constant negative curvature which will be isometric to pieces of  $\mathbb{H}^2$ . In particular, if  $S$  is a surface of

constant negative curvature and  $p \in S$  then  $U = \{q \in S : d(p, q) < R\}$  is isometric to a disk of radius  $R$  in  $\mathbb{H}^2$ , provided  $U$  is smooth. Furthermore, it was proven by Amsler that the singularities where  $S$  fails to be smooth form curves on  $S$  [23]. These curves form a boundary beyond which no disks locally isometric to  $\mathbb{H}^2$  can be cut out of the surface.

This paper is organized as follows – In Section 2 we present the mathematical model for thin elastic sheets with a specified metric  $\mathbf{g}$  in the form of a variational problem. In particular, for the case when  $\mathbf{g}$  specifies a constant negative curvature we show that for isometric immersions the functional reduces to the Willmore functional with the set of admissible functions being geodesic disks that are subsets of surfaces with constant negative Gaussian curvature.

In Sec. 3 we review some of the theory of hyperbolic surfaces that will allow us to construct isometric immersions in  $\mathbb{R}^3$ . In particular, we make use of Chebyshev nets (C-nets) which are local parameterizations of a surface whose coordinate curves form quadrilaterals on the surface with opposite sides having equal length [13]. Originally, Chebyshev used C-nets to describe the arrangement of fibers in clothing and he showed that a sphere must be covered but at least two cuts of cloth [24] (see [25] for a modern translation). As evidenced by the sphere, C-nets in general are only local parameterizations of a surface and a global C-net exists if the integral of the magnitude of the Gaussian curvature over a quadrilateral is less than  $2\pi$  [26]. C-nets are useful parameterizations in that they lead to a natural way to discretize a surface [27] and projections of C-nets onto paper retain the three dimensional properties of the surface [28]. Remarkably, for surfaces with constant negative curvature, every sufficiently smooth isometric immersion generates a C-net on the surface obtained by taking the asymptotic curves as the coordinate curves and conversely every C-net on a surface of constant negative curvature generates an immersion whose asymptotic curves are the coordinate lines [13]. The extrinsic and intrinsic geometry of the particular immersion is entirely determined by the angle  $\phi$  between the asymptotic curves and a parameterization is a C-net if and only if  $\phi$  is a solution of the sine-Gordon equation [13]. Thus, solutions of the sine-Gordon equation generate surfaces of negative curvature and the corresponding immersion will fail to be smooth when  $\phi$  is not smooth or an integer multiple of  $\pi$ .

In Sec. 4 we show that smooth stretching free configurations of arbitrarily large radius can be cut out of a classical hyperbolic surface, the pseudosphere. This is contrary to the claims in [29] where the experimentally observed

buckling and refinement in wavelength with decreasing thickness is attributed to the non-existence of smooth isometric immersions. These configurations have very large bending energy even away from the singular curve and do not qualitatively resemble the periodic surfaces observed in experiments.

In Sec. 5 we numerically investigate how the principal curvatures of smooth isometric immersions scale with the radius of the disk. We show that smooth solutions to the sine-Gordon equation that minimize the supremum of the principal curvature ( $L^\infty$  norm) are subsets of surfaces of revolution. In particular, of the three classes of surfaces of revolution constant negative curvature, subsets of the hyperboloid of revolution are energetically preferred. The principal curvatures of these surfaces grows exponentially with the radius of the disk.

In Sec. 6, we employ the small slopes approximation in order to find approximate isometric immersions with a periodic profile. The small-slopes approximation has been widely used to model torn sheets and growing tissues [12, 30, 31]. In this setting the problem of finding immersions of  $\mathbf{g}$  reduces to finding solutions of a hyperbolic Monge-Ampere equation. We use a class of solutions to this equation that contain two straight asymptotic lines that intersect at the origin. The simplest solution to this equation that extremizes the bending energy is a quadratic surface with two straight asymptotic lines that intersect at the origin. We then periodically extend the surface bounded between the two asymptotic lines to construct a periodic shape. This surface is not smooth but its first derivative terms remain continuous which does not effect the energetics [32]. These constructed shapes have the same scaling of amplitude versus period observed experimentally [17], but the configuration that minimizes the elastic energy has only two periods for all radii. Also, these approximate hyperbolic surfaces do not have singular curves and consequently this approximation does not capture the full geometry of the problem.

In Sec. 7 we extend the surfaces constructed from the Monge-Ampere equation by studying hyperbolic surfaces with two asymptotic lines. These surfaces are called Amsler surfaces, named after Henri Amsler who studied them in his paper on the nature of singularities of hyperbolic surfaces [23]. Amsler surfaces are generated by looking at a similarity transformation of the sine-Gordon equation which reduces it to a Painlevé III equation in trigonometric form [23, 33]. From these surfaces, we can create periodic shapes as we did with the small slopes approximations. For small radii the two period shape is energetically preferred, but as the radius increases the solutions will



fail to be an isometric embedding and higher period surfaces will need to be selected. Furthermore, the number of periods for these surfaces grows exponentially with the radius. The energy of these disks is concentrated in relatively small regions near the singular curves and the lines we are taking the periodic extension about and thus in the small thickness regime these surfaces are energetically preferred over the corresponding disks cut from hyperboloids and the pseudosphere. Finally, we present a concluding discussion in Sec. 8.

## 2. Model

We model the stress free configuration of a thin elastic disk of thickness  $t$  and radius  $R$  that has undergone differential growth as an abstract Riemannian manifold  $D$  with metric  $\mathbf{g}$ . More specifically, if we choose a coordinate system for  $D$  so that  $0$  lies at the center of the disk then  $D = \{p : d(p, 0) < R\}$ , where  $d$  is the distance function induced by  $\mathbf{g}$ , then a configuration of the sheet in three dimensions is then given by a mapping  $\mathbf{x} : D \rightarrow \mathbb{R}^3$ , where  $U = \mathbf{x}(D)$ , the image of the mapping, is taken to be the mid-surface of a sheet. The equilibrium configurations of the sheet are extrema for the elastic energy functional:

$$\mathcal{E}[\mathbf{x}] = \int_D \|D\mathbf{x}^T \cdot D\mathbf{x} - \mathbf{g}\|^2 dA + t^2 \int_D \|4H^2 - K\|^2 dA, \quad (2.1)$$

where  $H$  is the mean curvature of the surface  $U$ ,  $K$  is the Gaussian curvature,  $D\mathbf{x}$  is the Jacobian matrix of partial derivatives of  $\mathbf{x}$ , and  $dA$  is the area element on  $D$  [3]. The first integral measures in plane stretching and vanishes when  $\mathbf{x}$  is an isometric immersion. The second integral, measures out of plane bending and vanishes when the image of  $\mathbf{x}$  is a plane.

This functional is a Föppl–von Kármán type functional in the sense that it is the sum of in-plane stretching and out of plane bending energies such that ratio of the bending to stretching energy scales like  $t^2$  [5]. If  $\mathbf{g}$  is not Euclidean, i.e. if the principal curvatures do not vanish identically everywhere, then both of these terms cannot simultaneously vanish in three dimensions and consequently the equilibrium configuration will not be able to reduce all of its elastic energy even in the absence of external forces.

In this paper we will focus on (2.1) when  $\mathbf{g}$  generates a constant negative Gaussian curvature  $K_0 < 0$ .  $K_0$  is the *target Gaussian curvature*, and we can always nondimensionalize such that  $K_0 = -1$ , i.e., we chose the units for

length as  $(-K_0)^{-1/2}$ . If the surface is (initially) parameterized by  $u, v$  then  $u' = \sqrt{-K_0}u, v' = \sqrt{-K_0}v$ , are the dimensionless parameterization variables and  $R' = \sqrt{-K_0}R$  is the dimensionless radius. Therefore, if we can find a configuration  $\mathbf{x}$  such that  $D\mathbf{x}^T D\mathbf{x} - \mathbf{g} = 0$  then, the Gaussian curvature of the immersion  $K = K_0 = -1$  and (2.1) reduces to the following equivalent elastic energy functional

$$\mathcal{B}[\mathbf{x}] = \int_D (k_1^2 + k_2^2) dA, \quad (2.2)$$

where  $k_1$  and  $k_2$  are the principal curvatures of  $U$ . Since  $k_1 k_2 = K = -1$ , this energy is equivalent to the Willmore energy [34]. We will refer to  $\mathcal{B}$  as the (normalized) *bending energy* of the configuration  $\mathbf{x}$ , although, strictly speaking, the bending energy is the quantity  $t^2 \mathcal{B}$  and not the quantity  $\mathcal{B}$  itself.

Since we are integrating over a geodesic circle it is convenient to work in geodesic polar coordinates, which are the natural analogs of the radial and polar angle coordinates on a Riemannian manifold [13]. In these coordinates  $U$  is parameterized by the coordinates  $(r, \Psi)$  which map to a point  $q \in U$  satisfying  $d(q, p) = r$  and  $q$  lies on a geodesic whose initial velocity vector makes an angle  $\Psi$  with respect to a basis of the tangent plane at  $p$ . In this coordinate system the metric  $\mathbf{g}$  has components

$$g_{11} = 1, \quad g_{12} = g_{21} = 0, \quad \text{and} \quad g_{22} = \sinh(r), \quad (2.3)$$

and equation (2.2) takes the form:

$$\mathcal{B}[\mathbf{x}] = \int_0^{2\pi} \int_0^R \sinh(r)(k_1^2 + k_2^2) dr d\Psi. \quad (2.4)$$

Lewicka and Pakzad [35] have shown that, for immersions  $\mathbf{x}$  in the space  $W^{1,2}(D, \mathbb{R}^3)$ ,

$$\Gamma - \lim_{t \rightarrow 0} t^{-2} \mathcal{E}[\mathbf{x}] = \begin{cases} \mathcal{B}[\mathbf{x}], & D\mathbf{x}^T \cdot D\mathbf{x} = \mathbf{g} \\ +\infty, & \text{otherwise} \end{cases} \quad (2.5)$$

where  $D\mathbf{x}^T \cdot D\mathbf{x} = \mathbf{g}$  implies that  $\mathbf{x}$  is an isometric immersion. Therefore, in the limit as the thickness vanishes equation (2.4) is the appropriate functional with the set of admissible functions  $\mathcal{A}$  being sufficiently regular isometric immersion of the disk of radius  $R$  in  $\mathbb{H}^2$ . In particular, we need  $\mathcal{B}[\mathbf{x}] < \infty$ , so the principal curvatures are  $L^2$  functions on the disk  $D$ , and we need to consider  $W^{2,2}$  immersions  $\mathbf{x} : D \rightarrow \mathbb{R}^3$ .

### 3. Theory of Hyperbolic Surfaces

In this section we show how isometric immersions of  $D$  can be cut out of a surface  $S$  with constant negative Gaussian curvature. Let  $\mathbf{x} : D \rightarrow S$  be a parameterization of  $S$  and for  $p \in S$  consider the set  $U = \{q \in S, d(p, q) < R\}$ . By Minding's theorem [22] as long as  $U$  is smooth it can be form an isometric immersion of  $D$ . To construct  $U$  we need to calculate the geodesics on  $S$  and also to determine  $\mathcal{B}[\mathbf{x}]$  we need to calculate the principal curvatures on  $S$ .

To calculate these quantities recall the following facts and definitions from the theory of hyperbolic surfaces (see pgs. 683-692 in [13]). An asymptotic curve is a curve in  $S$  whose normal curvature vanishes everywhere. Moreover, since the principal curvatures  $k_1$  and  $k_2$  of a hyperbolic surface have opposite signs it follows that through each point  $p \in U$  there are exactly two asymptotic curves that intersect at  $p$ . Consequently, we can locally parameterize any hyperbolic surface by its asymptotic lines. Such a parameterization is a C-net and has a metric  $\mathbf{g}'$  with the following components

$$g'_{11} = g'_{22} = 1 \text{ and } g'_{21} = g'_{12} = \cos(\phi), \quad (3.1)$$

where  $\phi$  is the angle between the asymptotic curves at each point in  $S$ . Therefore, all of the intrinsic properties of the surface are expressible in terms of  $\phi$ , and for this reason  $\phi$  is called the generating angle.

The condition that there must be two distinct asymptotic lines at each point in  $U$  implies that  $\phi$  must satisfy the constraint

$$0 < \phi(u, v) < \pi. \quad (3.2)$$

Furthermore, it follows from Brioschi's formula [13] that  $\phi$  must satisfy the sine-Gordon equation

$$\frac{\partial^2 \phi}{\partial u \partial v} = -K \sin(\phi), \quad (3.3)$$

and thus solutions to the sine-Gordon satisfying (3.2) generate hyperbolic surfaces. In fact Hilbert proved that there is no smooth immersion of  $\mathbb{H}^2$  by showing that there is no smooth solution to (3.3) that satisfies (3.2) in the entire  $u - v$  plane. The points on the surface where  $\phi = n\pi$  are precisely the boundaries where the immersion fails to be smooth.

To determine the geodesics on  $S$  we need to calculate the Christoffel symbols. Since they are intrinsic quantities they are also determined by  $\phi$ :

$$\begin{aligned}\Gamma_{11}^1 &= \cot(\phi) \frac{\partial \phi}{\partial u}, & \Gamma_{11}^2 &= -\csc(\phi) \frac{\partial \phi}{\partial u} \\ \Gamma_{12}^1 &= 0, & \Gamma_{12}^2 &= 0, \\ \Gamma_{22}^1 &= -\csc(\phi) \frac{\partial \phi}{\partial v}, & \Gamma_{22}^2 &= \cot(\phi) \frac{\partial \phi}{\partial v},\end{aligned}\tag{3.4}$$

which gives us the following geodesic equations:

$$\begin{aligned}\frac{d^2 u}{dt^2} + \left(\frac{du}{dt}\right)^2 \cot(\phi) \frac{\partial \phi}{\partial u} - \left(\frac{dv}{dt}\right)^2 \csc(\phi) \frac{\partial \phi}{\partial v} &= 0, \\ \frac{d^2 v}{dt^2} - \left(\frac{du}{dt}\right)^2 \csc(\phi) \frac{\partial \phi}{\partial v} + \left(\frac{dv}{dt}\right)^2 \cot(\phi) \frac{\partial \phi}{\partial v} &= 0.\end{aligned}\tag{3.5}$$

The extrinsic quantities of  $S$  are also expressible in terms of  $\phi$ . The components of the second fundamental form  $\mathbf{h}$  are given by

$$h_{11} = h_{22} = 0 \text{ and } h_{12} = h_{21} = \pm \sin(\phi)\tag{3.6}$$

and the principal curvatures are

$$k_1^2 = \tan^2(\phi/2) \text{ and } k_2^2 = \cot^2(\phi/2).\tag{3.7}$$

Consequently, since  $U \subset S$  is an isometric immersion of  $D$  we have that equation (2.4) can be expressed entirely in terms of  $\phi$ :

$$\mathcal{B}[\mathbf{x}] = \int_0^{2\pi} \int_0^R \sinh(r) (\tan^2(\phi/2) + \cot^2(\phi/2)) dr d\Psi.\tag{3.8}$$

We conclude this section by pointing out that a closely related parameterization of  $S$ , that is sometimes easier to make calculations with, is a parameterization by curves of vanishing curvature or a C-net of the second kind [13]. If  $\mathbf{x}$  is a C-net, then a C-net of the second kind  $\mathbf{y}$  is given by  $\mathbf{y}(\eta, \xi) = \mathbf{x}\left(\frac{\eta+\xi}{2}, \frac{\eta-\xi}{2}\right)$ . The components of the metric  $\mathbf{g}'$  corresponding to  $\mathbf{y}$  are

$$g'_{11} = \cos^2(\theta), g'_{12} = g'_{21} = 0, g'_{22} = \sin^2(\theta).\tag{3.9}$$

Since  $g'_{12} = g'_{21} = 0$ , the parameter curves of this parameterization are orthogonal and in fact they bisect the asymptotic curves. Therefore,  $\theta = \phi/2$  and thus we can determine the generating angle by such a parameterization.

#### 4. Elastic Energy of the Pseudosphere

To illustrate the process of calculating the elastic energy of an isometric immersion of  $D$  we consider a commonly known hyperbolic surface, the pseudosphere. The pseudosphere is given by the following C-net of the second kind [13]

$$\mathbf{y}(\eta, \xi) = \left( \frac{\cos(\xi)}{\cosh(\eta)}, \frac{\sin(\xi)}{\cosh(\eta)}, \eta - \tanh(\eta) \right). \quad (4.1)$$

The mapping is singular on the curve  $\eta = 0$ , which is where the surface fails to be a smooth immersion, and consequently we will only consider the “upper half”  $\eta > 0$  of the pseudosphere. Furthermore, since the sheets we are modeling have the topology of a plane and not a tubular surface we will think of the pseudosphere as a multi-sheeted surface.

Directly calculating, the metric coefficients are given by the following simple expressions:

$$g'_{11} = \tanh^2(\eta), \quad g'_{22} = \frac{1}{\cosh^2(\eta)} \quad \text{and} \quad g'_{12} = g'_{21} = 0. \quad (4.2)$$

Consequently, by equation (3.9) the generating angle has the form

$$\phi(\eta, \xi) = 4 \arctan(e^{-\eta}), \quad (4.3)$$

and thus by (3.7) the principal curvatures are

$$k_1^2 = \tan^2(2 \arctan(e^{-\eta})) = \frac{1}{\sinh^2(\eta)} \quad \text{and} \quad k_2^2 = \cot^2(2 \arctan(e^{-\eta})) = \sinh^2(\eta). \quad (4.4)$$

Therefore, by equation (3.8) the elastic energy of a disk  $U$  centered at  $(\eta_0, 0)$  and lying in the pseudosphere is simply

$$B[\mathbf{y}] = \int_0^{2\pi} \int_0^R \sinh(r) \left( \sinh^2(\eta(r, \Psi)) + \frac{1}{\sinh^2(\eta(r, \Psi))} \right) dr d\Psi. \quad (4.5)$$

Now, to determine how  $\eta$  depends on  $r$  and  $\Psi$  and the shape of a disk  $U$  we need to calculate the arclength of geodesics on the pseudosphere. The arclength of a curve  $\xi(\eta)$  starting at  $(\eta_0, 0)$  and terminating at  $(\eta_f, \xi_f)$  is given by the functional

$$L[\xi(\eta)] = \int_{\eta_0}^{\eta_f} \sqrt{\tanh^2(\eta) + \sinh^2(\eta) \left( \frac{d\xi}{d\eta} \right)^2} d\eta \quad (4.6)$$

and the geodesics that extremize this functional are given implicitly by

$$\cosh^2(\eta) + (\xi + C)^2 = D, \quad (4.7)$$

$C$  and  $D$  are determined by the condition that the geodesic passes through  $(\eta_0, 0)$  and  $(\eta_f, \xi_f)$ .

Define the function  $\mathcal{L}(\eta, \xi)$  to be arclength of the geodesic starting at  $(\eta_0, 0)$  and terminating at  $(\eta, \xi)$ . Since the geodesics fail to be a function of  $\eta$  at the critical value  $\left(\eta^* = \operatorname{arccosh}(\sqrt{D}), \xi^* = \sqrt{\cosh^2(\eta_0) - \cosh^2(\eta_f)}\right)$  the arclength of a geodesic will have to be computed over both branches of a square root. Assuming that  $\eta_0 < \eta$ , if  $\eta_0 > \eta$  then  $\mathcal{L}(\eta, \xi)$  can be computed by switching  $\eta_0$  and  $\eta$ , we have by equation (4.6) that

$$\mathcal{L}(\eta, \xi) = \begin{cases} \int_{\eta_0}^{\eta} \sqrt{\frac{D \tanh^2(t)}{D - \cosh^2(t)}} dt & \text{if } 0 < \xi^2 < (\xi^*)^2 \\ \int_{\eta_0}^{\eta^*} \left( \sqrt{\frac{D \tanh^2(t)}{D - \cosh^2(t)}} + \sqrt{\frac{D \tanh^2(t)}{D - \cosh^2(t)}} \right) dt & \text{if } \xi^2 > (\xi^*)^2 \\ \ln \left( \frac{\cosh(\eta)}{\cosh(\eta_0)} \right) & \text{if } \xi = 0 \end{cases}. \quad (4.8)$$

By making the substitution  $z = \operatorname{sech}(t)$ , and taking into account the case  $\eta_0 > \eta$ , the integrals can be explicitly evaluated. The contour  $\mathcal{L}(\eta, \xi) = R$  forms the boundary of the disk  $U$ , (see figure 1(a)).

Furthermore, the geodesics on the pseudosphere itself are given by  $\mathbf{x}(\eta = \operatorname{arccosh}(D - (\xi + C)^2), \xi)$ . The tangent vector  $\frac{d\mathbf{x}(\eta(\xi), \xi)}{d\xi}$  evaluated at  $\eta = 0$  gives us the tangent vector of this curve which we can use to calculate the angle a geodesic makes with respect to the basis  $\left(\frac{\partial \mathbf{x}(\eta, \xi)}{\partial \xi}, \frac{\partial \mathbf{x}(\eta, \xi)}{\partial \eta}\right)$  of the tangent plane at the center of the disk by taking inner products. By making the substitution  $D = \cosh(\eta_0)^2 + C^2$ , this calculation gives us that the angle  $\Psi$  satisfies

$$\cos(\Psi) = \frac{\sqrt{2} \operatorname{csch}(\eta_0)}{1 + 2C^2 + \cos(2\xi_0)}. \quad (4.9)$$

Consequently, by specifying a value for  $\Psi$  we can calculate  $C$  and therefore use equation (4.8) to determine  $\eta$  for a particular value of  $r$  and  $\Psi$ . This allows us to color the disk by bending energy density (see figure 1(b)) and numerically integrate (4.5) over the disk to determine how the bending energy scales with  $R$  for various values of  $m_0$  (see figure 1(c)).

Now, a disk centered at  $(\eta_0, 0)$  cannot be made arbitrarily large since it will eventually meet the singular curve  $\eta = 0$ . We can prove that the largest

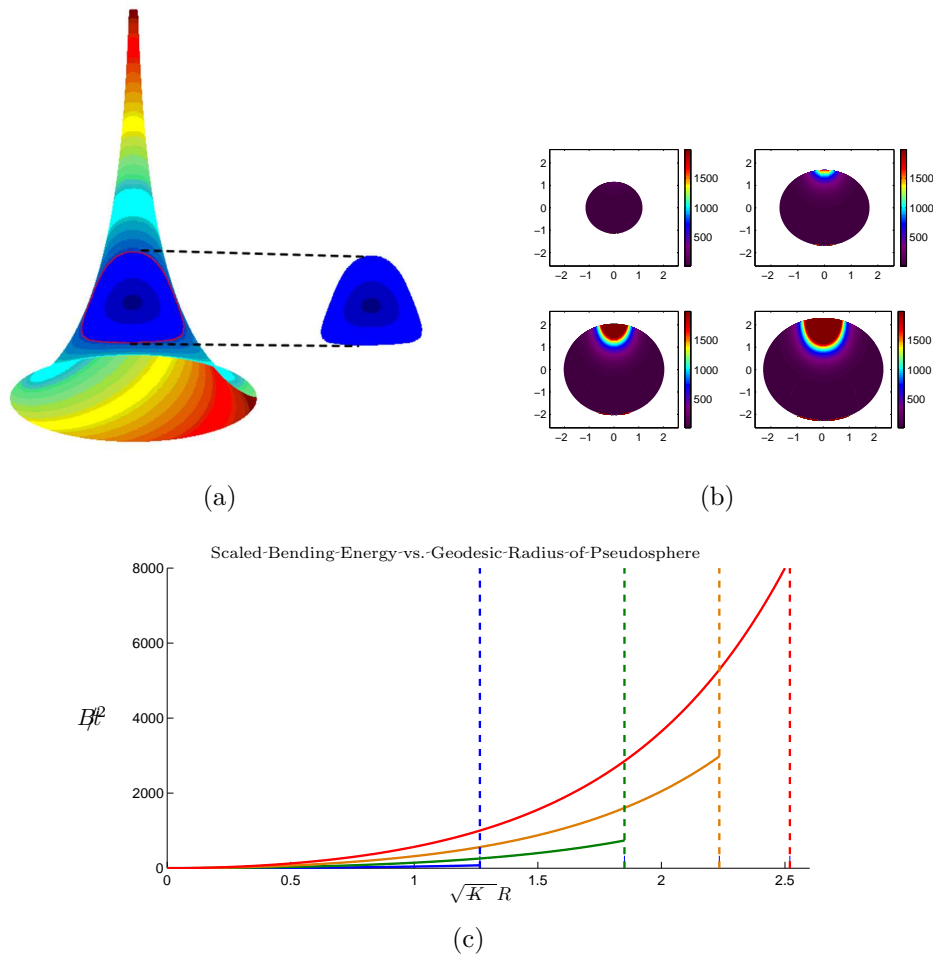


Figure 1: (a) The pseudosphere colored by the geodesic distance from an arbitrary point  $p$ . Geodesic disks of constant negative curvature can be formed from the contour data and correspond to stretching free configurations. (b) A representation of the geodesic disks colored by  $k_1^2 + k_2^2$  in which the radius and polar angle correspond to the geodesic radius  $r$  and polar angle  $\Psi$ . These disks are centered at  $\eta_0 = 1.94, 2.54, 2.92, 3.21$  respectively. These values were chosen for comparison with the periodic Amsler surfaces in figure 9. (c) Plot of the scaled bending energy of these disks as a function of the geodesic radius. We can see from figure (b) that for moderately sized disks the bending energy is large near the top of the disk leading to the very large energies.

disk on the pseudosphere with this center has a radius of  $R_{\eta_0} = \ln(\cosh(\eta_0))$ . To prove this note that the curve  $\xi = 0$  is a geodesic, it trivially solves the Euler-Lagrange equation, and therefore

$$\mathcal{L}(0, 0) = \int_0^{\eta_0} \tanh(u) d\eta = \ln(\cosh(\eta_0)). \quad (4.10)$$

Now, let  $\xi(\eta)$  be another geodesic that terminates at a point  $(0, \eta^*)$  on the boundary. Then,

$$\begin{aligned} \mathcal{L}(0, \xi^*) &= \int_0^{\eta_0} \sqrt{\tanh^2(\eta) + \sinh^2(\eta) \left(\frac{d\xi}{d\eta}\right)^2} d\xi \\ &> \int_0^{\eta_0} \tanh(\eta) d\eta = \ln(\cosh(\eta_0)). \end{aligned}$$

Consequently, the contour  $\mathcal{L}(\eta, \xi) = \ln(\cosh(\eta_0))$  meets the curve  $\eta = 0$  at only one point and thus  $\ln(\cosh(\eta_0))$  is the radius of the largest possible disk centered at  $(\eta_0, 0)$ . Therefore, we can see that for arbitrary  $R$  we can find a value  $\eta_0$  such that  $D$  is isometric to  $U$ , and thus by varying the center of the disk we can create arbitrarily large stretching free configurations.

## 5. Lower Bounds for the Curvature of Smooth Isometric immersions of Hyperbolic disks

In this section we explore numerically how the principal curvatures of smooth isometric immersions scale with the size of the disk. In particular, we show that the maximum principal curvature on the disk grows exponentially in  $\sqrt{|K|R}$ .

Let  $p$  denote the center of the disk, and let us choose the asymptotic coordinates  $u$  and  $v$  such that  $p$  is the point  $(0, 0)$ . If  $|u_0| + |v_0| < R$ , it follows easily that there exists  $p'$  in  $D$  with coordinates  $(u_0, v_0)$  since  $d(p, p') \leq |u_0| + |v_0| < R$ . Let  $q, r, s$  and  $t$  denote the vertices of a “square” denoted  $[qrst]$  in asymptotic coordinates given by the intersections of the asymptotic lines  $u = -R/(2 + \nu), v = -R/(2 + \nu), u = R/(2 + \nu), v = R/(2 + \nu)$  for some given  $\nu > 0$ .

We redefine the variables

$$u' = \frac{1}{2} + \frac{(2 + \eta)u}{2R}, \quad v' = \frac{1}{2} + \frac{(2 + \eta)v}{2R}, \quad \lambda = \frac{4|K|R^2}{(2 + \eta)^2}, \quad \phi'(u', v') = \phi(u, v),$$



and then drop the primes to transform equation (3.3) into

$$\phi_{uv} = \lambda \sin(\phi) \quad \text{on the domain } (0, 1) \times (0, 1) \quad (5.1)$$

The admissible set of smooth isometric immersions  $\mathcal{A}$  is then given by all functions  $\phi : [0, 1] \times [0, 1] \rightarrow (0, \pi)$  such that  $\phi$  satisfies Eq. (5.1) on the interior.

We define

$$M(\lambda) = \inf_{\phi \in \mathcal{A}} \sup_{x \in [0, 1] \times [0, 1]} \max \left[ \cot \left( \frac{\phi}{2} \right), \tan \left( \frac{\phi}{2} \right) \right].$$

While we can estimate  $M(\lambda)$  by direct numerical computation, we use a slightly different approach that yields some more information. Since  $\cot(\phi/2) + \tan(\phi/2) = 2 \csc(\phi)$ , we get  $k_1^2 + k_2^2 = 4 \csc^2(\phi) - 2 = 4 \cot^2(\phi) + 2$ . This motivates the definition

$$I_p(\lambda) = \inf_{\phi \in \mathcal{A}} \|\cot^2(\phi)\|_p$$

where  $\|\cdot\|_p$  denotes the  $L^p$  norm.

For all  $p < \infty$ , the map  $f \mapsto \|f\|_p$  is differentiable at  $f \neq 0$ . Also, for any function  $f : [0, 1] \times [0, 1] \rightarrow \mathbb{R}$ , the  $p$ -norm  $\|f\|_p$  is a nondecreasing function of  $p$ . It is easy to see that, as a consequence,  $I_p$  is non-decreasing in  $p$ . We will henceforth assume that the infimum is attained, *i.e.*, for any given  $p$  and  $\lambda$ , there is an admissible function  $\phi_p(\lambda) \equiv \phi_p \in \mathcal{A}$  such that  $I_p = \|\cot^2(\phi_p)\|_p$ , it follows that

$$I_p \leq I_\infty \leq \|\cot^2(\phi_p)\|_\infty.$$

Thus, numerically determining the function  $\phi_p$  which minimizes the  $p$ -norm of  $\cot^2(\phi)$  in the admissible set, gives both lower and upper bounds for  $I_\infty$ , and the difference between these bounds gives an estimate for the error in a numerical determination of  $I_\infty$ .

Once we determine  $I_\infty(\lambda)$ , we can compute  $M(\lambda)$  as the following argu-

ment shows:

$$\begin{aligned}
\max(|k_1|, |k_2|) &= \frac{|k_1| + |k_2|}{2} + \frac{||k_1| - |k_2||}{2} \\
&= \sqrt{\frac{k_1^2 + 2|k_1k_2| + k_2^2}{4}} + \sqrt{\frac{k_1^2 - 2|k_1k_2| + k_2^2}{4}} \\
&= \sqrt{\frac{k_1^2 + 2 + k_2^2}{4}} + \sqrt{\frac{k_1^2 - 2 + k_2^2}{4}} \\
&= \sqrt{\cot^2(\phi) + 1} + \sqrt{\cot^2(\phi)} \equiv g(\cot^2(\phi))
\end{aligned}$$

where  $g(x) = \sqrt{x} + \sqrt{1+x}$  is a monotone function with a monotone inverse. Consequently,

$$M(\lambda) = g(I_\infty(\lambda)) = \sqrt{I_\infty(\lambda)} + \sqrt{I_\infty(\lambda) + 1},$$

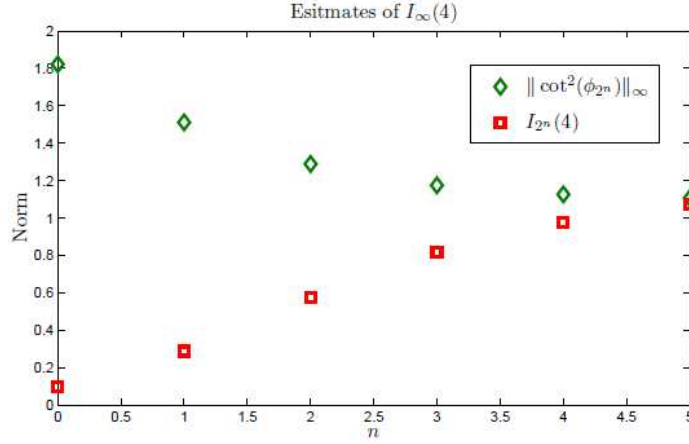
and the value of  $M(\lambda)$  is attained on  $\phi_\infty$ , the extremizer for  $I_\infty$ .

The same argument can be applied to any function  $\zeta(\phi)$  with the property that there is a continuous monotone function  $h$  with a continuous monotone inverse such that  $h(\zeta(\phi)) = \cot^2(\phi)$ . In particular, if  $\zeta(\phi) = (\phi - \pi/2)^2$ , there is such a function  $h$ , and it follows that

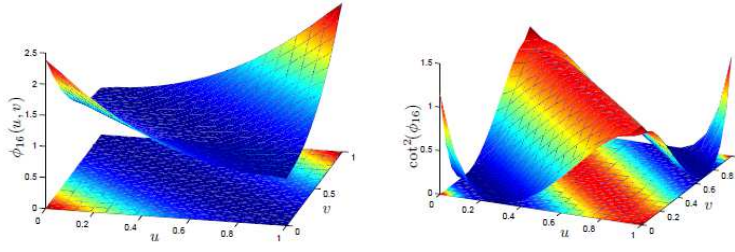
$$\begin{aligned}
\phi_\infty &\equiv \arg \min_{\phi \in \mathcal{A}} \max_{x \in D} \cot^2(\phi) \\
&= \arg \min_{\phi \in \mathcal{A}} \max_{x \in D} \max[\tan(\phi/2), \cot(\phi/2)] \\
&= \arg \min_{\phi \in \mathcal{A}} \max_{x \in D} \left[ \phi - \frac{\pi}{2} \right]^2. \tag{5.2}
\end{aligned}$$

We can solve any of these minimax problems to determine the extremizing function  $\phi_\infty$ . For our numerics, we use the third formulation of the problem, *i.e.*, finding the minimax for the square of the deviation of  $\phi$  from  $\pi/2$ . Also, we note that,  $I_\infty$  directly estimates the maximum bending energy density  $k_1^2 + k_2^2$  and  $I_1$  estimates the total bending energy.

Figure 2(a) shows the numerically computed values of  $I_p$  and  $\|\cot^2(\phi_p)\|_\infty$  as a function of  $p = 2^n$ ,  $n \in \mathbb{N}$ , for  $\lambda = 4$ . Figure 2(b) and figure 2(c) shows the numerically determined extremizers  $\phi_p$  as well as the quantity  $\cot^2(\phi_p)$  for  $\lambda = 4$  and  $p = 16$ . The figures for other values of  $\lambda$  are similar in character. The key observation from these figures is that, as  $p$  gets large,  $\phi_p(u, v)$  approaches a limit, which is purely a function of the combination  $u + v$  (see figure 2(d)), *i.e.*, we can make the ansatz  $\phi_\infty(u, v) = \psi(u + v)$ .

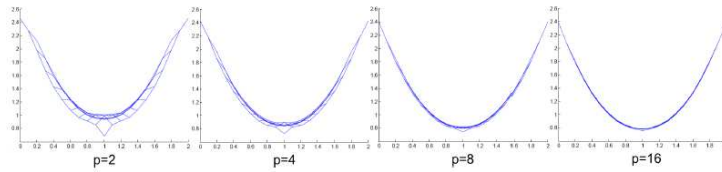


(a)



(b)

(c)



(d)

Figure 2: (a) Plot of  $I_2^n$  and  $\|\cot^2 \phi_2^n\|$  as a function of  $n$  with  $\lambda = 4$ . The collapse of these data points onto a single line confirms that these two quantities are valid approximations to  $I_\infty$  for large enough  $n$ . (b) Plot of  $\phi_{16}$  as a function of  $u$  and  $v$  with the contour plot of  $\phi_{16}$  underneath the surface. We can see from the contour plot that it appears that lines  $u + v = \text{constant}$  form the contours suggesting that  $\phi_\infty$  is a function of  $u + v$ . (c)  $\cot^2(\phi_{16})$  plotted as a function of  $u$  and  $v$  again with the contour plot  $\cot^2(\phi_{16})$  plotted underneath the surface. (d) Plot of  $\phi_p(u, v)$  as a function of  $u + v$  for  $p = 2, 4, 8, 16$  the collapse into a single curve again indicates that  $\phi_\infty$  is a function of  $u + v$  only.

Substituting this ansatz in equation (5.1) yields  $\psi'' = \lambda \sin(\psi)$ , which is the Hamiltonian motion of a unit mass in a potential  $V(\psi) = \lambda \cos(\psi)$ . The trajectories in phase space  $(\psi, \psi')$  are given by conservation of the energy,  $\psi'^2/2 + \lambda \cos(\psi) = E$  (see figure 5). Note that there are three distinct types of surfaces of revolution of constant negative curvature [32] and for each of these surfaces  $\phi$  is a function of  $u+v$  only. Therefore, the three distinct trajectories in the phase plane correspond to the three types of surfaces of revolution. The pseudosphere corresponds to the separatrix, hyperboloid surfaces correspond to closed orbits, and conical surfaces correspond to unbounded orbits.

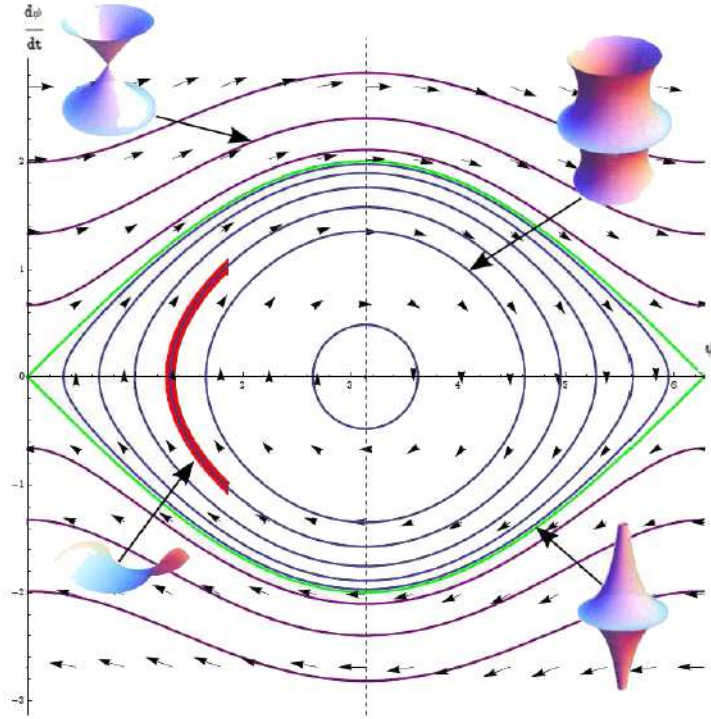


Figure 3: Phase portrait of the differential equation  $\psi'' = \lambda \sin(\psi)$ . The three different types of orbits correspond to the three different types of surfaces of revolution of constant negative curvature. The piece of the orbit outlined in bold is the trajectory  $\psi : [0, 2] \rightarrow (0, \pi)$  that minimizes the value of  $\cot^2(\psi)$  over all trajectories in the phase plane defined over the same time domain.

We seek solutions on the unit square,  $0 \leq t \equiv u + v \leq 2$ , that are bounded away from  $\psi = \pi$  on the interval  $[0, 2]$ . If we want trajectories

that minimize the maximum value of  $\cot^2(\psi)$ , it is clear from the symmetry of  $\cot(\psi)$  we are interested in the closed orbits. Furthermore, we seek a piece of these trajectories that satisfies the further symmetry requirement  $\psi(0) = \psi(2) = \pi - \epsilon$ ,  $\psi(1) = \epsilon$ , and  $\psi'(1) = 0$  since if these conditions are not met we could select a different piece of the trajectory that could further minimize  $\cot^2(\phi)$ . This trajectory is depicted in bold in figure 5.

The value  $E$  of a minimizing trajectory can be computed as  $E = [\psi'(1)]^2/2 + \lambda \cos(\psi(1)) = \lambda \cos(\epsilon)$ , and the relation between  $\epsilon$  and  $\lambda$  is determined by requiring that the time it takes to get from  $\psi = \pi - \epsilon$  to  $\psi = \epsilon$  is 1, *i.e.*,

$$\int_{\epsilon}^{\pi-\epsilon} \frac{d\theta}{\sqrt{2\lambda(\cos(\epsilon) - \cos(\theta))}} = 1 \quad (5.3)$$

We can solve this equation numerically, and thereby determine  $\phi_{\infty}(u, v) = \psi(u + v)$ , provided that our ansatz is valid.

Generating an asymptotic series for (5.3), we have for small  $\epsilon$  that

$$\frac{-\log(\epsilon) + \log(8) + O(\epsilon)}{\sqrt{\lambda}} = 1.$$

Rearranging, we obtain

$$\cot(\epsilon) \sim \epsilon^{-1} + O(\epsilon) = \frac{1}{8} \exp[\sqrt{\lambda}] + O[e^{-\sqrt{\lambda}}] \quad (5.4)$$

This implies  $I_{\infty}(\lambda) \sim \frac{1}{64} \exp[2\sqrt{\lambda}] + O(1)$ . Finally, if we set  $\nu = 0$  we have in terms of  $\sqrt{-KR}$  that

$$I_{\infty}(\sqrt{-KR}) \sim \frac{1}{64} e^{2\sqrt{-KR}} + O(1). \quad (5.5)$$

We conclude this section by comparing the bending energy of disks cut from hyperboloids of revolution with the pseudosphere. The family of hyperboloids are parameterized by the following family of C-nets of the second kind

$$\mathbf{y}(\eta, \xi) = \frac{1}{b} (\operatorname{dn}(\eta, b^2) \cos(bv), \operatorname{dn}(\eta, b^2) \sin(b\xi), u - E(\operatorname{am}(\eta, b^2)|b^2)), \quad (5.6)$$

where  $\operatorname{dn}$ ,  $\operatorname{am}$ ,  $\operatorname{sn}$  denote the usual Jacobi elliptic functions [36],  $E$  is the elliptic function of the second kind [36], and  $0 < b < 1$  [13]. The metric and principal curvatures are given by

$$g'_{11} = b^4 \operatorname{sn}^2(\eta, b^2), g'_{12} = g'_{21} = 0, g'_{22} = 1 - b^4 \operatorname{sn}^2(\eta, b^2) \quad (5.7)$$

$$k_1^2 = \frac{g'_{22}}{g'_{11}} = \frac{1 - b^4 \operatorname{sn}^2(\eta, b^2)}{b^4 \operatorname{sn}^2(\eta, b^2)}, \quad k_2^2 = \frac{b^4 \operatorname{sn}^2(\eta, b^2)}{1 - b^4 \operatorname{sn}^2(\eta, b^2)}. \quad (5.8)$$

The Christoffel symbols for this parameterization are

$$\begin{aligned} \Gamma_{11}^1 &= \frac{\operatorname{cn}(\eta, b^2) \operatorname{dn}(\eta, b^2)}{\operatorname{sn}(\eta, b^2)}, & \Gamma_{11}^2 &= 0 \\ \Gamma_{12}^1 &= 0, & \Gamma_{12}^2 &= \frac{-b^4 \operatorname{sn}(\eta, b^2) \operatorname{cn}(\eta, b^2) \operatorname{dn}(\eta, b^2)}{1 - b^4 \operatorname{sn}^2(\eta, b^2)}, \\ \Gamma_{22}^1 &= -\frac{\operatorname{cn}(\eta, b^2) \operatorname{dn}(\eta, b^2)}{\operatorname{sn}(\eta, b^2)} & \Gamma_{22}^2 &= 0, \end{aligned} \quad (5.9)$$

Therefore, the geodesic equations are

$$0 = \frac{d^2 \eta}{dt^2} + \frac{\operatorname{cn}(\eta, b^2) \operatorname{dn}(\eta, b^2)}{\operatorname{sn}(\eta, b^2)} \left[ \left( \frac{d\eta}{dt} \right)^2 + \left( \frac{d\xi}{dt} \right)^2 \right] \quad (5.10)$$

$$0 = \frac{d^2 \xi}{dt^2} + \frac{2b^4 \operatorname{sn}(\eta, b^2) \operatorname{cn}(\eta, b^2) \operatorname{dn}(\eta, b^2)}{1 - b^4 \operatorname{sn}^2(\eta, b^2)}. \quad (5.11)$$

It is easy to see that the principal curvatures diverge when  $\pi = \operatorname{am}(\eta, b^2)$ . Consequently, the center of the disk is located at the coordinate  $\eta_0 = F(\pi/2, b^2)$ ,  $F$  is the elliptic function of the first kind, and thus the relationship between  $\epsilon$  and  $b$  is given by

$$\frac{\epsilon}{2} = \arctan \left( \sqrt{\frac{1 - b^4 \sin^2(\operatorname{am}(F(\pi/2, b^2)))}{b^4 \sin^2(\operatorname{am}(F(\pi/2, b^2)))}} \right) = \arctan \left( \sqrt{\frac{1 - b^4}{b^4}} \right). \quad (5.12)$$

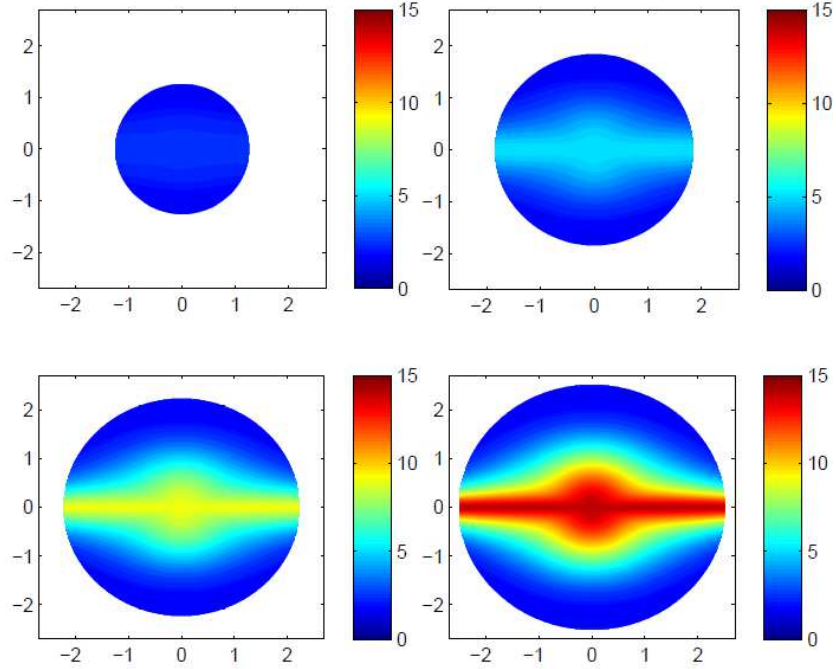
Solving this equation yields

$$b = \sqrt{\cos(\epsilon/2)}. \quad (5.13)$$

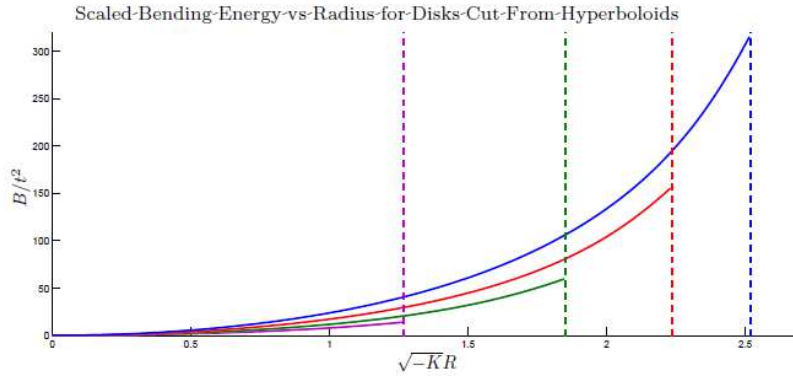
Therefore, for a particular radius  $R$  we can numerically solve equation (5.3) to obtain  $b$ . Once, we determine  $b$  we can then numerically integrate the bending energy

$$\mathcal{B}[\mathbf{y}] = \int_0^{2\pi} \int_0^R \left( \frac{1 - b^4 \operatorname{sn}^2(\eta, b^2)}{b^4 \operatorname{sn}^2(\eta, b^2)} + \frac{b^4 \operatorname{sn}^2(\eta, b^2)}{1 - b^4 \operatorname{sn}^2(\eta, b^2)} \right) \sinh(r) \, dr d\Psi, \quad (5.14)$$

following a similar procedure as we did with the pseudosphere. These results are summarized in figure 5.



(a)



(b)

Figure 4: (a) A representation of the geodesic disks cut out of hyperboloid surfaces colored by  $k_1^2 + k_2^2$ . The radius and polar angle of these disks correspond to the geodesic radius  $r$  and polar angle  $\Psi$ . These disks each have a maximum radii of  $R = 1.2654, 1.8505, 2.2342, 2.5199$ . These values were chosen for comparison with figures 4 and 9. (b) The scaled bending energy of disks cut from hyperboloids plotted versus geodesic radius.

## 6. Small Slopes Approximation

The configurations formed from the pseudosphere and hyperboloids can have very large bending energy concentrated at the center and top edge of the disk and these configurations do not have periodic profiles. In order to understand the experimental observations for negatively curved disks [17], we thus need to identify periodic configurations with a lower elastic energy.

We begin by considering the small slopes approximation. In this approximation, valid for  $\epsilon = \sqrt{-K_0} \ll 1$  [37], the configuration is assumed to have a parameterization  $\mathbf{x} : D \rightarrow \mathbb{R}^3$  of the form:

$$\mathbf{x}(u, v) = (u + \epsilon^2 f(u, v), v + \epsilon^2 g(u, v), \epsilon \omega(u, v)), \quad (6.1)$$

where  $f, g$ , and  $\omega$  are sufficiently smooth functions and  $u, v$  are geodesic (cartesian) coordinates on  $D$ . The target metric  $\mathbf{g}$  (in geodesic polar coordinates) takes the form

$$ds^2 = \mathbf{g} = dr^2 + \left( r^2 + \frac{\epsilon^2 r^4}{3} \right) d\theta^2 = (dr^2 + r^2 d\theta^2) + \epsilon^2 \frac{r^4 d\theta^2}{3}. \quad (6.2)$$

We can write, as a mapping,  $\mathbf{x} = i + \epsilon \omega + \epsilon^2 \chi$ , where  $i$  is the standard immersion  $\mathbb{R}^2 \rightarrow \mathbb{R}^3$ ,  $\omega$  is the “out of plane” deformation, *i.e.*,  $\omega$  maps into the orthogonal complement of  $i(\mathbb{R}^2)$  and  $\chi = i \circ (f, g)$  is the “in-plane” displacement. Also  $\mathbf{g} = \mathbf{g}_0 + \epsilon^2 \mathbf{g}_1$  is an asymptotic expansion for the target metric where  $\mathbf{g}_0$  is the Euclidean metric on  $\mathbb{R}^2$ . Using these asymptotic expansions in the elastic energy (2.1) and keeping the lowest order terms, we get

$$\begin{aligned} \bar{\mathcal{E}}[\mathbf{x}] &= \epsilon^{-2} \mathcal{E}[\mathbf{x}] \\ &= \int_{B(R)} (\|D\chi^T + D\chi + D\omega^T \cdot D\omega - \mathbf{g}_1\|^2 + t^2 \|D^2\omega\|^2) dA, \end{aligned} \quad (6.3)$$

where  $B(R)$  is a (2 dimensional Euclidean) disk of radius  $R$  and  $dA$  is the Euclidean area element.

In this setting, the Mean and the Gaussian curvatures to the lowest orders in  $\epsilon$  are given by

$$H = \epsilon \operatorname{Tr}[D^2\omega], \quad K = \epsilon^2 \operatorname{Det}[D^2\omega]$$



so that, a necessary condition for the surface to have constant negative curvature  $K = -\epsilon^2$  is that the out of plane displacement  $\omega$  should satisfy the following hyperbolic Monge-Ampere equation

$$\frac{\partial^2 \omega}{\partial u^2} \frac{\partial^2 \omega}{\partial v^2} - \left( \frac{\partial^2 \omega}{\partial u \partial v} \right)^2 = -1. \quad (6.4)$$

Once a solution to (6.4) is chosen we can match the metric  $\mathbf{g}'$  to the target metric  $\mathbf{g}$  by solving for the in plane stretching terms  $f$  and  $g$ . For more details on this approximation see [31].

The normalized bending energy under this approximation takes the form

$$\bar{\mathcal{B}}[x] = \epsilon^{-2} \mathcal{B}[\mathbf{x}] = \int_{B(R)} \|D^2 \omega\|^2 du dv. \quad (6.5)$$

A class of solutions to (6.4) is the following one parameter family of quadratic surfaces

$$\omega_a(u, v) = \frac{1}{2} \left( au^2 - \frac{1}{a}v^2 \right), \quad (6.6)$$

parameterized by  $a \in \mathbb{R}^+$  [38]. These solutions are saddle shaped such that  $\omega$  vanishes on a pair of lines passing through the origin of the  $u - v$  plane intersecting at an angle  $\theta = \pm \arctan(a)$ .

To create periodic structures we first consider the function  $\omega_a^*(\theta, r) = \omega_a(r, (\theta - \arctan(a)))$  which is simply a rotation of  $\omega_a$  that aligns the asymptotic lines with the  $u$  axis and the line  $\theta = 2 \arctan(a)$ . Then, we take the odd periodic extension  $\bar{\omega}_a$  of  $\omega_a^*(\theta, r)$  with respect to  $\theta$  about the two asymptotic lines. Now, since the period of  $\bar{\omega}_a$  is  $4 \arctan(a)$ , to guarantee that the shape is continuous at  $\theta = 0$  we must have that  $a$  satisfies  $\arctan(a) = \pi/2n$ , where  $n$  is the number of waves in the configurations profile (see figure 5).

Since  $\omega_a$  is smooth and vanishes along the two lines we are taking the extension about, it is a basic result of Fourier analysis that  $\bar{\omega}_a$  has continuous first partial derivatives but a jump in the second partial derivative with respect to  $\theta$ . Consequently, these lines are technically singularities in the sense that the surface is not smooth on these lines but the bending energy remains continuous across these lines and is finite. Furthermore, since the metric only involves first derivatives of the map  $\mathbf{x}$  the stretching energy will still vanish on these lines. Therefore, these surfaces are valid “isometric” immersions for the small slopes approximation.

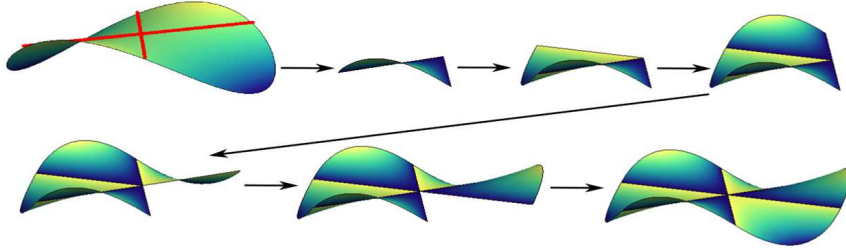


Figure 5: The one parameter family of solutions  $\omega_a$  are saddles with asymptotic lines that vanish along the lines through the origin described by the polar angles  $\theta = \pm \arctan(a)$  colored in red. Periodic solutions to the Monge-Ampere equation with  $n \in \{2, 3, \dots\}$  periods can be constructed by taking odd periodic extensions of the solutions  $\omega_{\tan(\pi/2n)}(u, v)$  about the line  $\theta = n/2\pi$ . These solutions are  $C^1(D)$  and are smooth everywhere except on the asymptotic lines.

To lowest order in  $\epsilon$ , the elastic energy of a disk with radius  $R$  and  $n$  periods is simply:

$$\begin{aligned} \mathcal{E} \left( \bar{\omega}_{\tan(\frac{\pi}{2n})} \right) &= 2n\epsilon^2 \int_{-\frac{\pi}{2n}}^{\frac{\pi}{2n}} \int_0^R |D^2\omega_{\tan(\frac{\pi}{2n})}|^2 r \, dr \, d\theta \\ &= \epsilon^2 \pi R^2 \left( \tan^2 \left( \frac{\pi}{2n} \right) + \cot^2 \left( \frac{\pi}{2n} \right) \right). \end{aligned} \quad (6.7)$$

The minimum of (6.7) over  $n$  occurs when  $n = 2$  which corresponds to a saddle shape.

For any solution of (6.4), the product of the eigenvalues of the Hessian  $D^2\omega$  is  $k_1 k_2 = -1$ . Consequently,

$$\|D^2\omega\|^2 = k_1^2 + k_2^2 = k_1^2 + k_1^{-2} \geq 2$$

with equality only if  $k_1^2 = k_2^2 = 1$ . With  $n = 2$  (*i.e.*  $a = 1$ ) in the periodic profiles from above, the Hessian of the surface has eigenvalues  $k_{1,2} = \pm 1$ . Consequently, the 2-wave saddle  $\omega(u, v) = \frac{1}{2}(u^2 - v^2)$  gives a global minimum for the bending energy over all the solutions of (6.4).

Using this as a test function for the elastic energy in (6.3), we get an upper bound for the energy of the minimizer which scales like  $t^2$ . It is a standard argument [39] to show that for all  $t > 0$  there exist minimizers for the reduced elastic energy  $\bar{\mathcal{E}}$  in (6.3). Further, these minimizing configurations, and their

derivatives will converge as  $t \rightarrow 0$  to a limit configuration which satisfies (6.4) and minimizes the bending energy (6.5). Consequently, the small slopes approximation will predict that, for small thickness, the configuration of the sheet will converge to a quadratic saddle  $\omega = \frac{1}{2}(u^2 - v^2)$ . This is in disagreement with the experimental observation that the disks can obtain an arbitrary number of waves [17]. However, if we consider the amplitude  $A_n$  of an  $n$  wave configuration, we get the scaling law

$$A_n(R) = \frac{1}{2} \tan\left(\frac{\pi}{2n}\right) R^2 \approx \frac{\pi}{4} \frac{R^2}{n}, \quad (6.8)$$

which does agree with the experiment [17].

A key difference between exact isometries and the small slopes approximation is captured by the following observation. The curvatures of the surfaces given by (6.6) are bounded by  $\max(a, a^{-1}) \sim O(1)$  independent of  $R$ , the radius of the disk. This is in contrast with our result (5.5) which shows that for isometric immersions, the curvature has to grow exponentially in the radius  $R$ . A qualitative expression of this distinction is that the analogs of Hilbert's and Efimov's theorems do not hold for the small slopes approximation. Consequently, in the next section we look to extend our construction by looking for periodic surfaces that are exactly locally isometric to  $\mathbb{H}^2$  and for small  $R$  are well approximated by the small slopes solution.

## 7. Periodic Amsler Surfaces

To mimic the solutions to the small slope approximation we want to construct a hyperbolic surface that has two asymptotic curves that are straight lines and intersect at the origin of  $U$ . Hyperbolic surfaces satisfying this property exist, they are called Amsler surfaces [33], and form a one parameter family of surfaces  $\mathcal{A}_\theta$  that are uniquely determined by the angle  $\theta$  between the asymptotic lines [23]. As in the construction of surfaces in the small slopes approximation, if the angle  $\theta$  between the asymptotic lines satisfies  $\theta = \frac{\pi}{n}$  we can take the odd periodic extension of the piece of the Amsler surface bounded between the asymptotic lines and form a periodic profile with  $n$  waves. We call the surfaces constructed in this manner periodic Amsler surfaces.

The key to generating periodic Amsler surfaces is through the Sine-Gordon equation (3.3) and the similarity transformation  $\lambda = 2\sqrt{uv}$ ,  $\varphi(\lambda) =$

$\phi(u, v)$  which transforms (3.3) into a Painlevé III equation in trigonometric form:

$$\varphi''(\lambda) + \frac{1}{\lambda}\varphi'(\lambda) - \sin(\varphi(\lambda)) = 0, \quad (7.1)$$

where  $'$  denotes differentiation with respect to  $\lambda$  [23, 33]. By imposing the initial conditions  $\varphi(0) = \frac{\pi}{n}$  and  $\varphi'(0) = 0$  solutions to (7.1), denoted by  $\varphi_n(\lambda)$ , generate surfaces such that the  $u$  and  $v$  axis correspond to the asymptotic lines of the surface. Therefore, the piece of the surface we are extending periodically is parameterized in the first quadrant of the  $u - v$  plane and all of its geometric quantities are determined by  $\varphi$ . Moreover, since we do not have a specific parameterization of an Amsler surface, we will need to do all of our calculations in the  $u - v$  plane.

Now, unlike the small slopes approximation we need to consider how the area form  $dA$  and the shape of the disks in this domain of parameterization differ from the standard Euclidean quantities. Therefore, like the pseudosphere we need to calculate the geodesics and contour the arc length data of these curves to determine the boundary. The geodesic equations (3.5) under this similarity transformation take the form:

$$\begin{aligned} \frac{d^2u}{dt^2} + \frac{1}{\sqrt{uv}} \frac{d\varphi_n}{d\lambda} \left( \cot(\varphi_n)v \left( \frac{du}{dt} \right)^2 - \csc(\varphi_n)u \left( \frac{dv}{dt} \right)^2 \right), \\ \frac{d^2v}{dt^2} + \frac{1}{\sqrt{uv}} \frac{d\varphi_n}{d\lambda} \left( \cot(\varphi_n)u \left( \frac{dv}{dt} \right)^2 - \csc(\varphi_n)v \left( \frac{du}{dt} \right)^2 \right), \end{aligned} \quad (7.2)$$

with initial conditions  $u(0) = v(0) = 0$ ,  $\frac{du}{dt}(0) = \cos(\psi)$ , and  $\frac{dv}{dt}(0) = \sin(\psi)$  for  $\psi \in [0, \pi/2]$ . Notice that these equations have a singularity at the point  $\lambda_n = \varphi_n^{-1}(\pi)$ . This is precisely where the immersion becomes singular and thus the singular curve is given in the  $u - v$  plane by

$$v = \frac{\varphi_n^{-1}(\pi)}{2u}. \quad (7.3)$$

We can obtain a scaling for  $\varphi_n^{-1}(\pi)$  by multiplying equation (7.1) by  $\varphi'(\lambda)$  to get

$$\frac{1}{2} \frac{d(\varphi')^2}{d\lambda} = -\frac{d\varphi}{d\lambda} \frac{d \cos \varphi}{d\varphi} - \frac{1}{\lambda} \varphi'(\lambda)^2 \leq -\frac{d \cos(\varphi)}{d\lambda}. \quad (7.4)$$

Integrating, we get that

$$\int_{\pi/n}^{\pi} \frac{d\varphi}{\sqrt{2(1 - \cos(\varphi))}} \leq \int_{\pi/n}^{\pi} \frac{d\varphi}{\sqrt{2(\cos(\pi/n) - \cos(\varphi))}} \leq \varphi_n^{-1}(\pi). \quad (7.5)$$

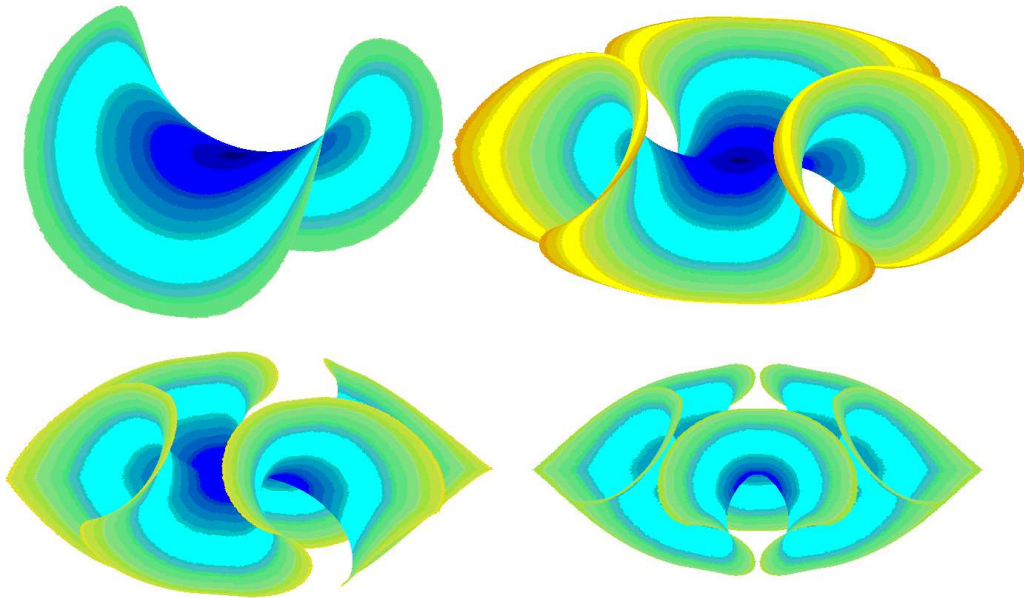


Figure 6: Periodic Amsler surfaces with  $n = 2, 3, 4$  and  $5$  waves respectively. These surfaces are not drawn to scale, but are close to the maximum radii presented in figure 9(b). The coloring of the disks corresponds to contours of arclength data and indicate how the different geodesic circles cut from these surfaces would appear. These surfaces are in fact not true Amsler surfaces but are discrete Amsler surfaces creating using the algorithm presented in [27].

Therefore,

$$\ln \left( \cot \left( \frac{\pi}{4n} \right) \right) \leq \varphi_n^{-1}(\pi). \quad (7.6)$$

Once the singular curve is determined we can calculate the maximum radius of a periodic Amsler surface with  $n$  waves by determining the shortest geodesic that intersects the singular curve. An important question then to be asked is if we can actually create disks of arbitrary radius in this manner. We prove this by first noting that equation (7.6) implies that  $\lim_{n \rightarrow \infty} \varphi_n^{-1}(\pi/2) = \infty$ . Now, let  $\alpha(t) = \mathbf{x}((u(t), v(t)))$  be a geodesic lying on a periodic Amsler surface with generating angle  $\theta = \pi/n$ . Suppose  $\alpha(t)$  starts at the origin and travels to the curve  $v = \frac{\varphi_n^{-1}(\pi/2)}{2u}$  terminating at the point  $(u_f, v_f)$  and without loss of generality assume that  $u(t)$  is a function of  $v(t)$ . Then, the arclength of  $\alpha(t)$  satisfies:

$$d(0, (u_f, v_f)) = \int_0^{u_f} \sqrt{1 + 2 \cos(\varphi) \frac{du}{dv} + \left( \frac{du}{dv} \right)^2} dv > \int_0^{u_f} dv = u_f. \quad (7.7)$$

Finally, since  $u_f \rightarrow \infty$  as  $n \rightarrow \infty$  this proves that geodesic circles on the periodic Amsler surface become arbitrarily large.

Figure 7 is a plot of several solutions to equation (7.1) and includes the scaling of the radius of the largest disk with  $n$  waves that can be embedded in  $\mathbb{R}^3$ . We can see qualitatively that the maximum radius grows logarithmically with  $n$  a result that is confirmed by equation (7.6). The geodesics for the particular case when  $n = 2$  are plotted in figure 8(a) along with the geodesic circles for  $n = 3$  in figure 8(b).

To compute the elastic energy using equation (3.8) we need to determine how the coordinates  $u$  and  $v$  depend on  $r$  and  $\Psi$ . Let  $j_1$  and  $j_2$  denote the unit vectors in the  $u - v$  plane that are aligned with the  $u$  and  $v$  axis respectively. If we let  $\mathbf{x}$  denote the parameterization of the Amsler surface, then the pushforward or differential of  $\mathbf{x}$ , denoted  $\mathbf{x}_*$ , is a linear map. Furthermore, since  $\mathbf{x}$  is an isometry and the images of  $j_1$  and  $j_2$  under  $\mathbf{x}_*$  make an angle of  $\pi/n$  we have without loss of generality that

$$\mathbf{x}_* j_1 = e_1 \text{ and } \mathbf{x}_* j_2 = \cos(\pi/n)e_1 + \sin(\pi/n)e_2, \quad (7.8)$$

where  $e_1$  and  $e_2$  are the standard basis elements for the tangent plane at  $\mathbf{x}(0,0)$ . Consequently, if we let  $\alpha(t) = (u(t), v(t))$  be a geodesic defined in

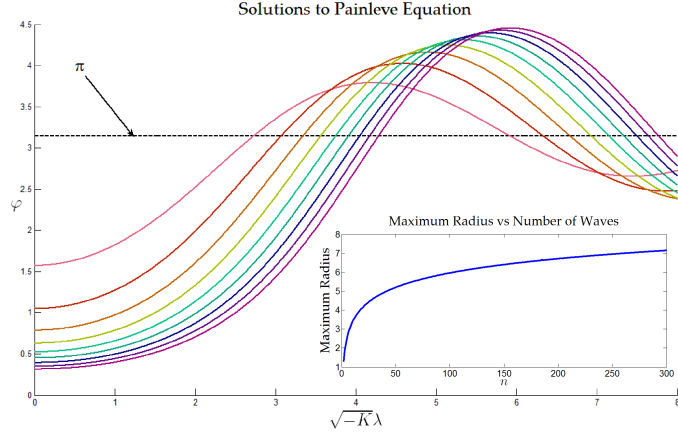


Figure 7: A plot of  $\varphi$  versus  $r$  satisfying the initial conditions  $\varphi(0) = \pi/n$  for  $n = 2, \dots, 10$ . The dashed horizontal line corresponds to where  $\varphi(r) = \pi$ . At this point a principal curvature diverges and by choosing a higher value of  $n$  a larger disk can be created. The inset plot illustrates how the maximum radius scales with  $n$ . We can see that the radius grows very slowly with  $n$  and it looks to be growing approximately at a logarithmic rate.

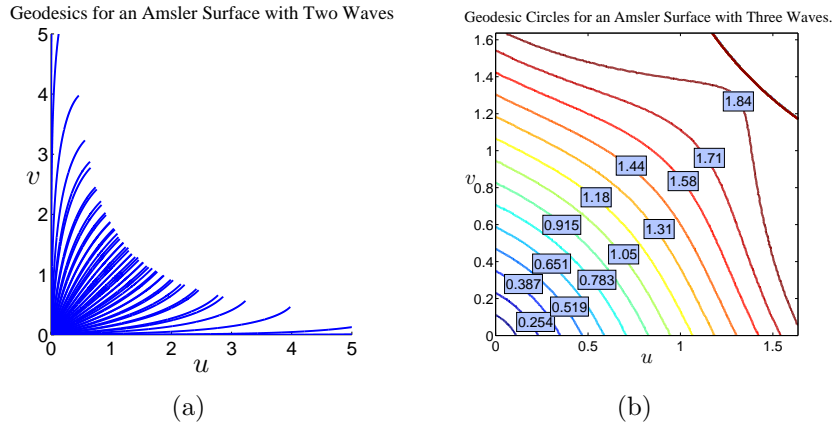


Figure 8: (a) Plot of the geodesics in the  $u-v$  plane of the Amsler surface for  $n = 2$  waves. The endpoints of the geodesics lie on the curve  $v = \frac{\varphi_n^{-1}(\pi)}{2u}$ , which forms the boundary where a principal curvature diverges. (b) Geodesic circles plotted in the  $u-v$  plane when  $n = 3$ . These curves were calculated by contouring the arclength of geodesics. The curve in the upper right hand corner is the singular edge of the Amsler surface.

the  $u - v$  plane satisfying  $\alpha'(0) = \cos(\psi)j_1 + \sin(\psi)j_2$  then by linearity we have that

$$\mathbf{x}_*(\alpha'(0)) = (\cos(\theta) + \sin(\theta) \cos(\pi/n)) e_1 + \sin(\theta) \sin(\pi/n) e_2. \quad (7.9)$$

Therefore, we can conclude that the polar angle  $\Psi$  for this geodesic is given by

$$\Psi = \arctan \left( \frac{\sin(\psi) \sin(\pi/n)}{\cos(\psi) + \sin(\psi) \cos(\pi/n)} \right). \quad (7.10)$$

Now, we can numerically integrate the elastic bending energy for the periodic Amsler surfaces. First, by specifying  $\Psi$  and numerically solving (7.10) for  $\psi$  we can generate initial conditions for equations (7.2) which can then be numerically solved to determine  $u(t)$  and  $v(t)$ . Then, by fixing  $r$  and numerically solving the arclength equation

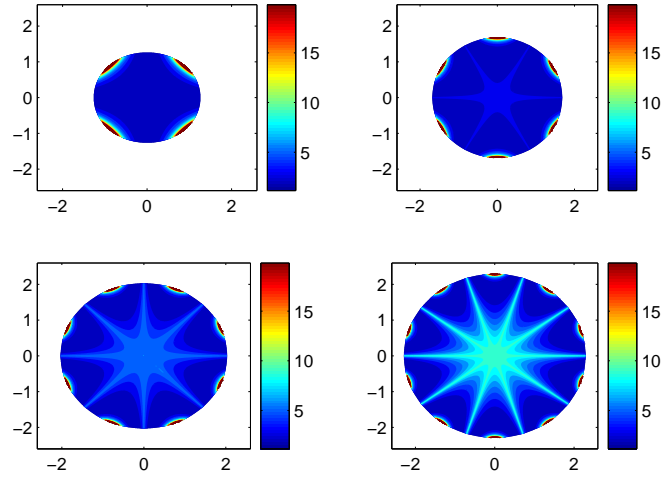
$$r = \int_0^T \sqrt{\left(\frac{du}{dt}\right)^2 + 2 \cos(\varphi) \frac{du}{dt} \frac{dv}{dt} + \left(\frac{dv}{dt}\right)^2} dt, \quad (7.11)$$

for  $T$  we can calculate the values  $u(T)$  and  $v(T)$  which correspond to the coordinates  $(\Psi, r)$ . Finally by setting up a mesh on the rectangle  $(\Psi, r) \in [0, 2\pi] \times [0, R]$  and using the above process to determine  $u$  and  $v$  we can numerically integrate equation (3.8). These results are summarized in figure 9.

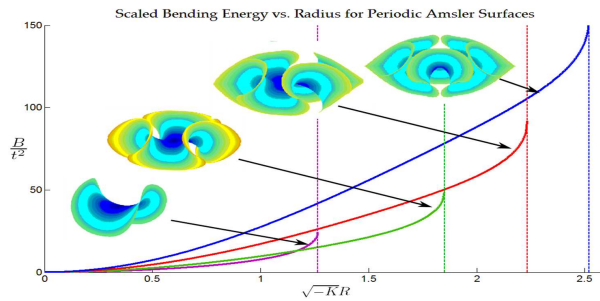
## 8. Discussion

Free non-Euclidean thin elastic sheets arise in a variety of physical [1, 3, 7] and biological [2, 10, 30] systems. The morphology of these sheets is usually modeled as the equilibrium configurations for an appropriate elastic energy. One approach is to model the sheet as an abstract manifold with a prescribed *target metric*  $\mathbf{g}$ , which is then used to define strains and hence an elastic energy for a configuration. An alternative is to decompose the deformation of the sheet into a growth tensor and an elastic response, and define the elastic energy in these terms. Lewicka, Mahadevan and Pakzad [16] have shown that the two approaches are essentially equivalent in the limit that the thickness of the sheet vanishes. In this limit we are naturally led to consider the problem of isometric immersions (or embeddings) of a non-Euclidean surface into  $\mathbb{R}^3$ .





(a)



(b)

Figure 9: (a) A representation of the geodesic disks cut out of Amsler surfaces with  $n = 2, \dots, 5$  waves colored by  $k_1^2 + k_2^2$  in which the radius and polar angle correspond to the geodesic radius  $r$  and polar angle  $\Psi$ . These disks each have a maximum radii of  $R = 1.2654, 1.8505, 2.2342, 2.5199$  beyond which one of the principal curvatures diverges. We can see that these disks have lower energy than there counterparts lying in the hyperboloid of revolution. Moreover, the energy is concentrated in small regions near the singular edge of the disk. (b) The scaled bending energy of periodic Amsler surfaces with  $n = 2, \dots, 5$  waves plotted versus geodesic radius. The vertical dashed lines correspond to the radius where the surface with  $n$  waves can no longer be isometrically embedded.

In this paper, we consider the geometric problem of immersing disks with *constant negative curvature* into  $\mathbb{R}^3$ . There are two settings for this problem which are relevant. One is the problem of “exact” isometric immersions

$$D\mathbf{x}^T D\mathbf{x} = \mathbf{g} \tag{8.1}$$

where  $\mathbf{x} : D \rightarrow \mathbb{R}^3$  is the configuration of the center surface. The other problem is a small-slopes approximation with an in and out of plane decomposition,  $\mathbf{x} = i + \epsilon\omega + \epsilon^2\chi$ ,  $\mathbf{g} = \mathbf{g}_0 + \epsilon^2\mathbf{g}_1$  with the isometric immersions given by

$$D\chi^T + D\chi + D\omega^T D\omega = \mathbf{g}_1 \tag{8.2}$$

In the small slopes approximation, we prove that global minimizers of the bending energy over all the solutions of (8.2) are given by a quadratic saddle  $\omega(u, v) = \frac{1}{2}(u^2 - v^2)$ . We thus expect that, with decreasing thickness, the configuration of the sheet will converge to a two wave solutions. This is not what is observed experimentally, where the number of waves increases with decreasing thickness [17]. Consequently, the physically realized configurations *are not* given by the global minimizers of the model energy. Note however, that the periodic, non-smooth profiles that we construct in Sec. 6 do agree qualitatively, and in scaling behavior, with the experimental observations. This is a puzzle, since these periodic, non-smooth profiles *are not* global minimizers of the energy, and we need a different selection mechanism if these profiles do indeed represent the experimental configurations.

One way to improve the modeling of the system is to consider the “full” Föppl–von Kármán energy (2.1) and the associated isometric immersions given by (8.1). For complete surfaces of constant negative curvature (or surfaces whose curvature is bounded above by a negative constant), Hilbert’s theorem [18] (resp. Efimov’s theorem [21]) show that there are no analytic (resp.  $C^2$ ) solutions of (8.1). These results are sometimes used as a basis for physical intuition that there are no “global” isometric immersions of constant negative curvature surfaces, and this leads to the observed refinement of wavelength with decreasing thickness [29].

We investigate this problem and show (Sec. 4) that there exist smooth immersions  $\mathbf{x} : D_R \rightarrow \mathbb{R}^3$  for geodesic disks of arbitrarily large radius  $R$ . A natural question is the connection between this existence result and non-existence results of Hilbert [18], Holmgren [40] and Amsler [23] which imply there is no smooth immersion  $\mathbb{H}^2 \rightarrow \mathbb{R}^3$ , and further, given a “local” immersion of an open set in  $\mathbb{H}^2$  into  $\mathbb{R}^3$ , there is a maximal domain of finite

diameter on which this immersion can be extended to a smooth global immersion with one of the principal curvatures diverging as we approach the boundary. In Sec. 5, we obtain a quantitative version of these result, by showing that for isometric immersions of a Hyperbolic disk of radius  $R$ , the maximum principal curvature of the immersion is bounded from below, by a bound which grows exponentially in  $\sqrt{-K_0}R$ , where  $K_0 < 0$  is the constant Gaussian curvature of the surface. We also identify the surfaces which realize this bound, and they turn out to be disks cut from Hyperboloids of revolution with constant negative curvature.

This existence of smooth, and thus also  $W^{2,2}$  immersions of arbitrarily large disks have consequences for the modeling of free non-Euclidean sheets. In particular, the minimizers of the elastic energy (2.1) must converge as  $t \rightarrow 0$  to a minimizer of (2.2) [15, 35], and the energy of the minimizer  $\mathbf{x}^*$  is bounded from above by

$$\mathcal{E}[\mathbf{x}^*] \leq t^2 \inf_{y \in \mathcal{A}} \mathcal{B}[y]$$

where  $\mathcal{A}$  is the set of all the  $W^{2,2}$  solutions of (8.1). This also implies that the bending energy of the minimizing configurations should satisfy the inequality

$$\mathcal{B}[\mathbf{x}^*] \leq \mathcal{B}_0 \equiv \inf_{y \in \mathcal{A}} \mathcal{B}[y]$$

for all  $t > 0$ , *independent of  $t$* . This is an apparent contradiction with experimental observations where the bending energy of the minimizer scales with the thickness  $t$  and is well fit by a power law,  $t^{-1}$ , which diverges as  $t \rightarrow 0$  [17]. This suggests that further improvements of the modeling might be necessary for a quantitative description of the experimental phenomena.

The smooth immersions  $\mathbf{x} : D_R \rightarrow \mathbb{R}^3$  (Secs. 4 and 5) do not have the rotational  $n$ -fold symmetry ( $\Psi \rightarrow \Psi + 2\pi/n$  for the geodesic polar angle  $\Psi$ ) of the underlying energy functional, which is also seen in the experimentally observed configurations. In Sec. 7 We generalize the construction of the non-smooth,  $n$ -wave small-slopes solutions to obtain isometric immersions (solutions of (8.1)) which are also non-smooth and have the same symmetry/morphology as the experimentally observed configurations. These periodic Amsler surfaces *have lower bending energy* than the smooth immersions given by subsets of the pseudosphere and hyperboloids with constant negative curvature.

For each  $n \geq 2$ , there is a radius  $R_n \sim \log(n)$  such that the  $n$ -periodic Amsler surfaces only exist for a radius  $0 < R < R_n$ . This gives a natural

mechanism for the refinement of the wavelength of the buckling pattern with increasing radius of the disk. However, it does not, at least directly, explain the observed refinement with decreasing thickness.

We have considered the purely geometric model which arises as a limit  $t \rightarrow 0$ . A natural question is the applicability if our results for physical sheets where  $t > 0$ . Perhaps the refinement of the wavelength with decreasing  $t$  is an effect which can only be captured by studying the full Föppl–von Kármán energy (2.1). For  $t > 0$ , we expect that the minimizers of the energy will have boundary layers near the edge of the disk and also near the singular asymptotic lines, so that the disks satisfy stress and moment balance everywhere. The boundary layers near the outer edge of the disk may then set the wavelength throughout the disk. A similar phenomenon in stretched elastic sheets was studied in this manner in [12].

The buckling patterns in non-Euclidean sheets are the result of dynamical (albeit slow) processes, and it may be more appropriate to model this type of differential growth dynamically, perhaps as a gradient flow for the elastic energy. The pattern is then selected for dynamical reasons (fastest growth rate, etc.) and not by global minimization of an energy functional. This might explain why local but not global extrema for the energy functional seem to describe the observed patterns.

However, neither the boundary layers, nor the gradient flow dynamics, can explain how the refinement with decreasing thickness can lead to an apparent divergence of the the bending energy  $\mathcal{B}[\mathbf{x}] \sim t^{-1}$ . We have shown rigorously, for the elastic energy (2.1), in the limit  $t \rightarrow 0$ , we should have  $\mathcal{B}[\mathbf{x}] \rightarrow \mathcal{B}_0 < \infty$ . This suggests the need for better models that are carefully validated by comparison with experiments in order to obtain a quantitative description of non-Euclidean free sheets.

We conclude our discussion with a short list of mathematical questions and avenues for future research that come out of this work –

1. In Sec. 5, we use an *ansatz* motivated by numerical experiments to show that the solutions to the minimax problem

$$\phi_\infty = \arg \min_{\phi \in \mathcal{A}} \max_{x \in D} \cot^2(\phi)$$

are given by disks cut out of constant curvature hyperboloids of revolution, where the admissible set  $\mathcal{A}$  consists of all  $C^2$  or smoother isometric embeddings. We are working on a rigorous (ansatz free) proof of this result.

2. Our lower bound for the maximum principal curvature (and hence the maximum bending energy density) in Sec. 5 can be interpreted as a lower bound on the  $L^\infty$  norm of the bending energy density  $k_1^2 + k_2^2$  over the admissible set, which consists of isometric immersions. The limiting energy and configuration of the non-Euclidean sheet as  $t \rightarrow 0$  is given by the lower bound for the  $L^1$  norm of the bending energy density. Motivated by this observation, we are investigating lower bounds for the  $L^p$  norms  $1 \leq p < \infty$  to connect the known case  $p = \infty$  with the case of interest  $p = 1$ .
3. Chebyshev nets give a natural discretization of surfaces with constant negative curvature that respects both the intrinsic and the extrinsic geometry of the surface. This idea has already been used for constructing discrete isometric immersions ( $K$ -surfaces) for such surfaces [27]. This can be interpreted as a  $t \rightarrow 0$  limit for the variational problem (2.1). We are developing numerical methods for the variational problem given by (2.1) with  $t > 0$  that exploits the Chebyshev net structure.
4. Our results strongly use the fact that the target metric on the surface has constant negative curvature, which then allows us to naturally associate a Chebyshev net with each isometric immersion through an asymptotic parameterization [13]. However, we believe that our results, in particular the lower bound for the maximum principal curvature (5.5), and the construction of  $C^{1,1}$  and piecewise smooth isometric immersions can also be extended to other target metrics whose curvature is bounded above by a negative constant. It is natural to study these questions, in particular the difference between smooth and  $C^{1,1}$  immersions using the ideas in [41].
5. For the periodic Amsler surfaces in Sec. 7, the global structure, *i.e.* the number  $n$  of waves is determined by the local structure at the origin. The origin is a *bifurcation point* [42] for the Chebyshev net induced by the embedding in the sense that, every point in the complement of the origin has precisely two asymptotic directions, while the origin has  $n$  asymptotic directions with  $n > 2$ . The authors of [42] remark that for surfaces whose total positive curvature is bounded by  $2\pi$ , it is always possible to find a global Chebyshev net, except it can have multiple bifurcation points. This suggests the following natural questions: Are there non-smooth immersions ( $C^{1,1}$  or even  $W^{2,2}$  immersions) with multiple bifurcation points?  
The geometry of such surfaces will then serve as a model for the ob-

served morphology in many non-Euclidean sheets including torn plastic [1] and lettuce leaves [9] which do not have a globally defined number of waves, but rather have local buckling behavior which increases the number of waves as we approach the boundary.

**Acknowledgements:** The authors wish to thank Eran Sharon, Efi Efrati and Yael Klein for many useful discussions, and for sharing pre-publication experimental data with us. This work was supported by the US-Israel BSF grant 2008432 and NSF grant DMS-0807501.

## References

- [1] E. Sharon, B. Roman, M. Marder, G. Shin, H. Swinney, Buckling Cascades in Free Sheets, *Nature* 419 (2002) 579–579.
- [2] U. Nath, B. C. W. Crawford, R. Carpenter, E. Coen, Genetic Control of Surface Curvature, *Science* 299 (2003) 1404–1407.
- [3] Y. Klein, E. Efrati, E. Sharon, Shaping of Elastic Sheets by Prescription of Non-Euclidean Metrics, *Science* 315 (2007) 1116–1120.
- [4] A. Föppl, *Vorlesungen über technische Mechanik*, B.G. Teubner, Leipzig, 1907.
- [5] P. G. Ciarlet, A justification of the von kármán equations, *Arch. Rational Mech. Anal.* 73 (1980) 349–389.
- [6] G. Friesecke, R. James, S. Muller, A hierarchy of plate models derived from nonlinear elasticity by gamma-convergence, *Arch. Rat. Mech. Analysis* 180 (2006) 183–236.
- [7] E. Cerda, L. Mahadevan, Geometry and Physics of Wrinkling, *Phys. Rev. Lett.* 90 (2003) 074302.
- [8] A. Goriely, M. Ben Amar, Differential Growth and Instability in Elastic Shells, *Phys. Rev. Lett.* 94 (2005) 198103.
- [9] M. Marder, E. Sharon, S. Smith, B. Roman, Theory of edges of leaves, *EPL (Europhysics Letters)* 62 (2003) 498.
- [10] M. Marder, N. Papanicolaou, Geometry and Elasticity of Strips and Flowers, *Journal of Statistical Physics* 125 (2006) 1065–1092.

- [11] B. Audoly, A. Boudaoud, ‘Ruban à godets’: an elastic model for ripples in plant leaves, *Comptes Rendus Mecanique* 330 (2002) 831 – 836.
- [12] B. Audoly, A. Boudaoud, Self-similar structures near boundaries in strained systems, *Phys. Rev. Lett.* 91 (2003) 086105.
- [13] A. Gray, E. Abbena, S. Salamon, Modern differential geometry of curves and surfaces with Mathematica<sup>®</sup>, *Studies in Advanced Mathematics*, Chapman & Hall/CRC, Boca Raton, FL, third edition, 2006.
- [14] S. Nechaev, R. Voituriez, On the plant leaf’s boundary, ‘jupe à godets’ and conformal embeddings, *Journal of Physics A Mathematical General* 34 (2001) 11069–11082.
- [15] E. Efrati, E. Sharon, R. Kupferman, Buckling transition and boundary layer in non-Euclidean plates, *Phys. Rev. E* (3) 80 (2009) 016602, 18.
- [16] M. Lewicka, L. Mahadevan, M. Pakzad, The Foppl-von Karman equations for plates with incompatible strains, 2010. Preprint, <http://arxiv.org/abs/1002.2252>.
- [17] Y. Klein, S. Venkataramani, E. Sharon, An Experimental study of shape transitions and energy scaling in thin non-Euclidean plates, 2009. Preprint, <http://math.arizona.edu/~shankar/pub/pub.html>.
- [18] D. Hilbert, Ueber Flächen von constanter Gausscher Krümmung, *Trans. Amer. Math. Soc.* 2 (1901) 87–99.
- [19] J. Nash,  $C^1$  isometric imbeddings, *Ann. of Math.* (2) 60 (1954) 383–396.
- [20] N. H. Kuiper, On  $C^1$ -isometric imbeddings. I, II, *Nederl. Akad. Wetensch. Proc. Ser. A.* **58** = *Indag. Math.* 17 (1955) 545–556, 683–689.
- [21] N. V. Efimov, Generation of singularities on surfaces of negative curvature, *Mat. Sb. (N.S.)* 64 (106) (1964) 286–320.
- [22] F. Minding, Wie sich entscheiden läßt, ob zwei gegebene krumme Flächen auf einander abwickelbar sind oder nicht; nebst Bemerkungen über die Flächen von unveränderlichem Krümmungsmaße, (*Crelle*) *Journal der Mathematic* 1 (1839) 370–87.

- [23] M.-H. Amsler, Des surfaces à courbure négative constante dans l'espace à trois dimensions et de leurs singularités, *Math. Ann.* 130 (1955) 234–256.
- [24] P. L. Chebychef, Sur la coupe des vêtements, 1878.
- [25] R. McLachlan, A gallery of constant-negative-curvature surfaces, *Math. Intelligencer* 16 (1994) 31–37.
- [26] J. Hazzidakis, Ueber einige Eigenschaften der Flächen mit Constantem Krümmungsmaass, *J. Reine Angew. Math. (Crelle)* 88 (1880).
- [27] A. Bobenko, U. Pinkall, Discretization of Surfaces and Integrable Systems, in: *Discrete Integrable Geometry and Physics*, Oxford: Clarendon Press, 1999, pp. 3–58.
- [28] J. Koenderink, A. van Doorn, Shape from Chebyshev Nets, in: Burkhardt, H., Neumann, B. *ECCV*, volume 1407, Springer, Heidelberg, 1998, pp. 215–225.
- [29] C. D. Santangelo, Buckling thin disks and ribbons with non-euclidean metrics, *EPL (Europhysics Letters)* 86 (2009) 34003.
- [30] J. Dervaux, M. Ben Amar, Morphogenesis of growing soft tissues, *Phys. Rev. Lett.* 101 (2008) 068101.
- [31] H. Liang, L. Mahadevan, The shape of a long leaf, *Proceedings of the National Academy of Sciences* 106 (2009) 22049–22054.
- [32] E. Rozendorn, Surfaces of Negative Curvature, in: V. Z. Y.D. Burago (Ed.), *Encyclopedia of Mathematical Sciences: Geometry III*, volume 48, Springer-Verlag, 1989, p. 113.
- [33] A. I. Bobenko, U. Eitner, Painlevé equations in the differential geometry of surfaces, volume 1753 of *Lecture Notes in Mathematics*, Springer-Verlag, Berlin, 2000.
- [34] T. J. Willmore, Total curvature in Riemannian geometry, Ellis Horwood Series: Mathematics and its Applications, Ellis Horwood Ltd., Chichester, 1982.



- [35] M. Lewicka, M. Pakzad, Scaling laws for non-Euclidean plates and the  $W^{2,2}$  isometric immersions of Riemannian metrics, 2009. Preprint, <http://arxiv.org/abs/0907.1857>.
- [36] M. Abramowitz, I. A. Stegun, Handbook of mathematical functions with formulas, graphs, and mathematical tables, volume 55 of *National Bureau of Standards Applied Mathematics Series*, For sale by the Superintendent of Documents, U.S. Government Printing Office, Washington, D.C., 1964.
- [37] L. D. Landau, E. M. Lifshitz, Course of theoretical physics. Vol. 7, Pergamon Press, Oxford, third edition, 1986. Theory of elasticity, Translated from the Russian by J. B. Sykes and W. H. Reid.
- [38] A. D. Polyanin, V. F. Zaitsev, Handbook of nonlinear partial differential equations, Chapman & Hall/CRC, Boca Raton, FL, 2004.
- [39] P. G. Ciarlet, P. Rabier, Les équations de von Kármán, volume 826 of *Lecture Notes in Mathematics*, Springer, Berlin, 1980.
- [40] E. Holmgren, Sur les surfaces á courbure constante négative, C.R. Acad. Sci. Paris 134 (1902) 740–743.
- [41] G. Chen, M. Slemrod, D. Wang, Isometric Immersions and Compensated Compactness, *Communications in Mathematical Physics* 294 (2010) 411–437.
- [42] Y. D. Burago, S. V. Ivanov, S. G. Malev, Remarks on Chebyshev coordinates, *Zap. Nauchn. Sem. S.-Peterburg. Otdel. Mat. Inst. Steklov. (POMI)* 329 (2005) 5–13, 195.