

# Hirsch index as a network centrality measure

**Monica G. Campiteli**

Faculdade de Farmácia de Ribeirão Preto, Universidade de São Paulo, Avenida dos Bandeirantes 3900, 14040-901, Ribeirão Preto, SP, Brazil

**Adriano J. Holanda, Paulo R. C. Soles, Leonardo H. D. Soares,  
Osame Kinouchi**

Departamento de Física e Matemática, FFCLRP, Universidade de São Paulo, Avenida dos Bandeirantes 3900, 14040-901, Ribeirão Preto, SP, Brazil

**Abstract.**

We study the  $h$  Hirsch index as a local node centrality measure for complex networks in general. The  $h$  index is compared with the Degree centrality (a local measure), the Betweenness and Eigenvector centralities (two non-local measures) in the case of a biological network (Yeast interaction protein-protein network) and a linguistic network (Moby Thesaurus II). In both networks, the Hirsch index has poor correlation with Betweenness centrality but correlates well with Eigenvector centrality, specially for the more important nodes that are relevant for ranking purposes, say in Search Engine Optimization. In the thesaurus network, the  $h$  index seems even to outperform the Eigenvector centrality measure as evaluated by simple linguistic criteria.

PACS numbers: 89.75.-k,64.60.aq,01.30.-y

The Hirsch or  $h$  index has been proposed and mainly studied as a scientific productivity statistics, being applied to individual researchers [1, 2, 3, 4, 5], groups [6], journals [7, 8] and countries [9] using data from citation networks. In this context, a researcher has Hirsch index  $h$  if he/she has  $h$  papers with at least  $h$  citations each [1].

Recently, Korn *et. al* [10] have proposed a general index to network node centrality based on the  $h$ -index. Korn *et al.* named it as the *lobby index*, but since it is simply the application of Hirsch's idea in the context of general networks, we shall continue to call it the Hirsch (centrality) index. Korn *et al.* argue that the proposed index contains a mix of properties of other well known centrality measures. However, they have studied it mostly in the context of artificial or idealized networks like the Barabasi-Albert model [10, 11].

Here we study the Hirsch index in two real life networks and discuss some computational and conceptual advantages of the  $h$ -index as a new centrality measure. We study the Hirsch centrality in linguistic and biological networks already considered by the physics community. The first one is the *Moby Thesaurus II* network [12, 13, 14] composed by 30,260 nodes and around 1.7 million links. The biological network is the yeast protein-protein network obtained from the *Biogrid* repository [15]. This is a curated repository for physical and genetic interactions for 5,433 proteins and over 150,000 unambiguous interactions. The advantage of using these networks as benchmarks to evaluate node centrality is that they enable us not only a comparison with other centrality indexes but also an independent evaluation by standard linguistic/biological criteria.

In this work we use the following definition:

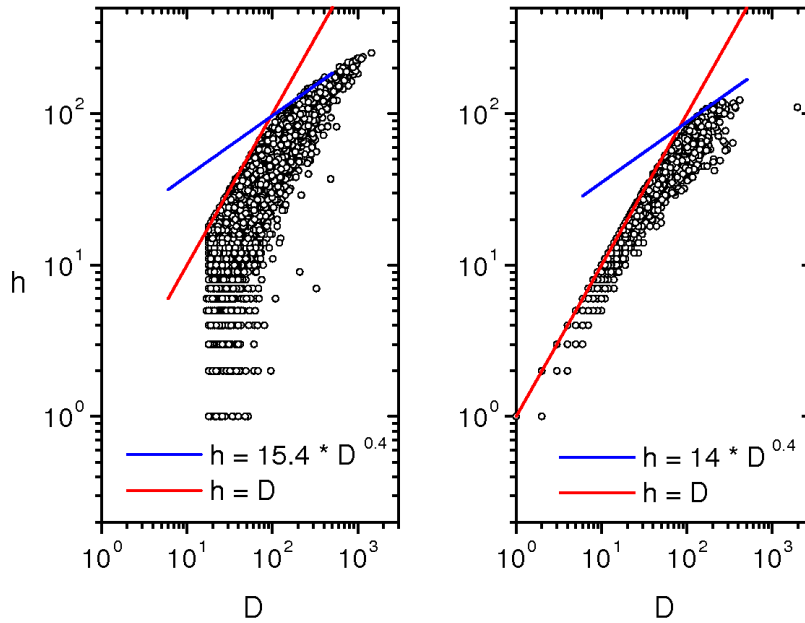
*The Hirsch centrality index  $h$  of a node is the largest integer  $h$  such that the node has at least  $h$  neighbours which have a degree of at least  $h$ .*

The linguistic network is formed by the entries or "root words" of the *Moby Thesaurus II* [12]. To construct the network we use the convention that an outlink goes from a root word to a related word. The raw thesaurus have over 2.5 million links but there are many words with only in-links (that is, they are not root words). So, we worked with a cleansed version with around 1.7 million links where only root words constitute nodes [13, 14]. The minimal number of outlinks is 17 and the maximum is 1106. Notice that the graph is directed [14] but we have used as centrality measures the out-degree and the  $h$ -index based on the out-degree (from here referred simply as "degree"  $D$ ).

The biological network as downloaded from the *Biogrid* is composed by gene products connected by a link [15]. The links include direct physical binding of two proteins, co-existence in a stable complex or genetic interaction as given by one or several experiments described in the literature. The links are considered here undirected. The degree distribution ranges from 1 to 1,975.

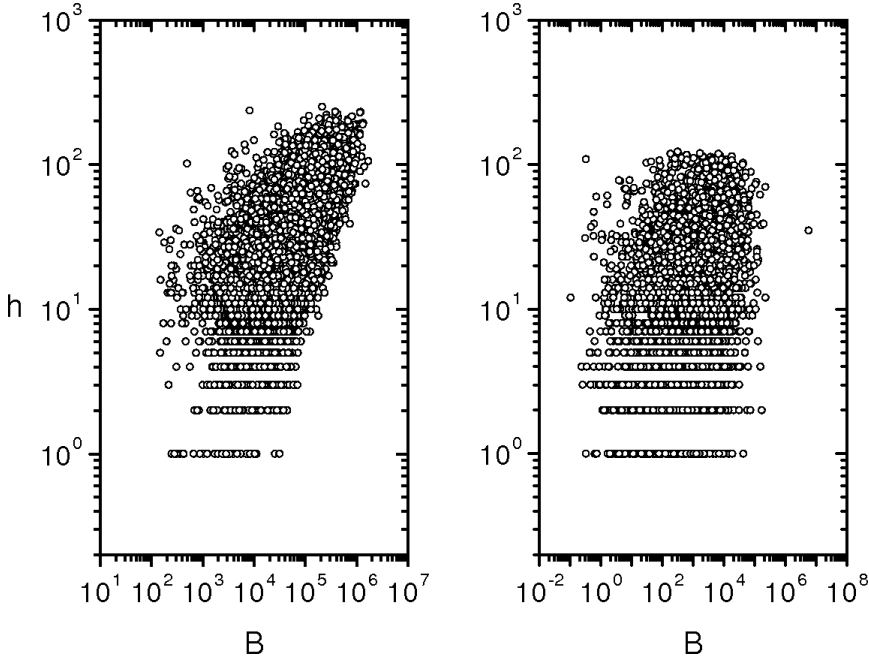
In Figure 1 we present dispersion plots of the  $h$ -index versus degree  $D$  for the two networks. We notice that, although correlated, the two measures are not redundant.

More importantly, in the thesaurus case the  $h$ -index highlights false positives (defined in terms of their degree centrality), that is, words with high degree but low  $h$ . We also note that, by definition, a node cannot have  $h > D$ , and that the boundary  $h = D$  is saturated in the low  $D$  regime (up  $D = 100$ ). For higher  $D$ , we observe in both networks that the highest  $h$  are proportional to  $D^{0.4}$ , but the origin of this anomalous exponent is not clear.

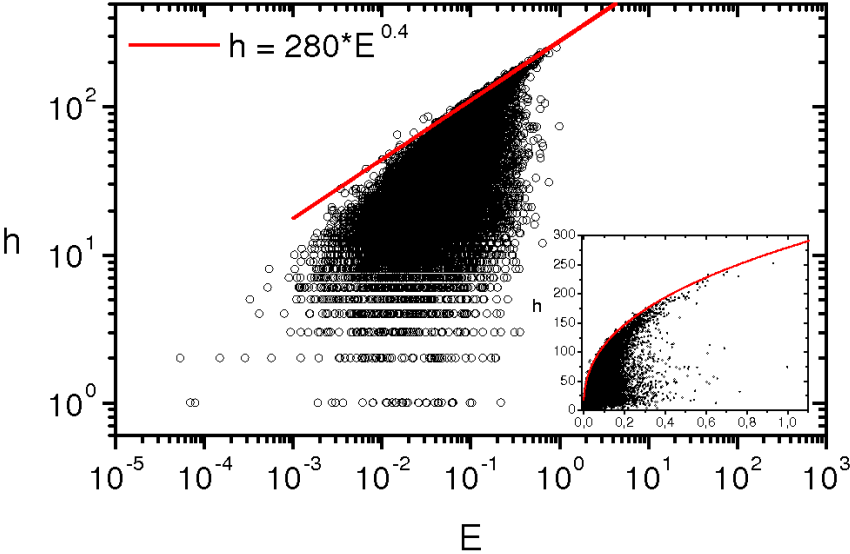


**Figure 1.** Log-log dispersion plot of  $h$  versus Degree centrality  $D$  for a) Moby Thesaurus II and b) Yeast network.

Now we compare the Hirsch index with two standard non-local centrality indexes, Betweenness and Eigenvector centrality. First, we present in Figure 2 the dispersion plots of  $h$  versus Betweenness centrality  $B$ . No strong correlation is apparent, meaning that the indexes seems to contemplate different ideas of centrality (this will be discussed better below).



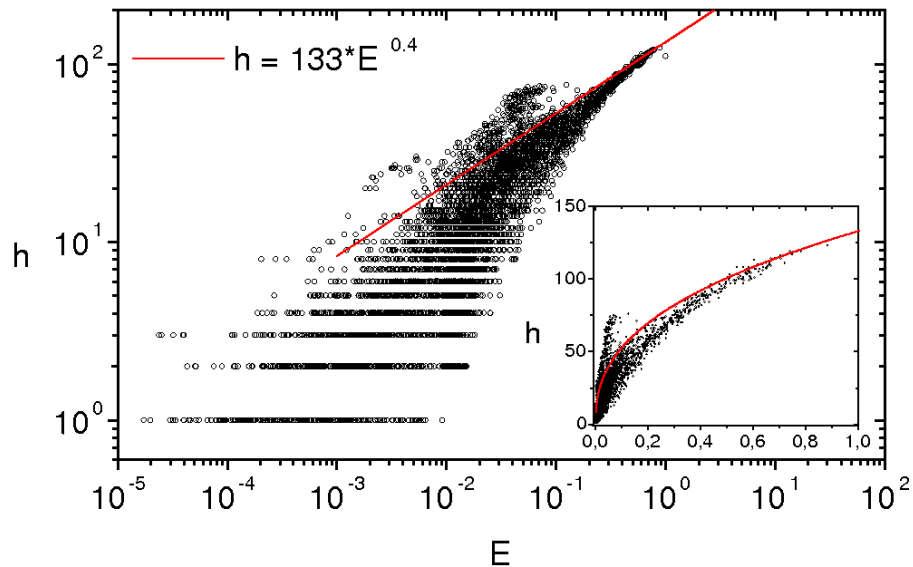
**Figure 2.** Log-log dispersion plot of  $h$  versus Betweenness  $B$  for a) Moby Thesaurus II network and b) Yeast network.



**Figure 3.** Log-log dispersion plot  $h$  versus Eigenvector centrality  $E$  for the Moby Thesaurus II. Inset: Linear scale, notice the several words with high  $E$  but low  $h$ .

In Figure 3 we give the dispersion plot for the  $h$ -index versus the Eigenvector centrality  $E$  for the thesaurus network. In the high  $E$  regime the maximal  $h$  values seem to be bounded by  $h \propto E^{0.4}$ , like in the  $h$  versus  $D$  plot. We observe several nodes with high  $E$  but relatively low  $h$  (see Inset). Examining individually these nodes, we find that  $h$  seems to outperform  $E$  in the ranking task, since words with high  $h$  also have high  $E$  and are basic and important polysemous words. In contrast, terms with high  $E$  can have high or low  $h$ . Those with low  $h$  are mostly phrasal verbs or multiple word expressions derived from the words with high  $h$ .

It is difficult to quantify the quality of some ranking list, but the above effect is very clear, as can be observed in Table 1 that shows the top 25 words ranked by  $h$  and  $E$  (the same occur for other high  $E$  and low  $h$  words).



**Figure 4.** Log-Log dispersion plot of  $h$  versus  $E$  for the Yeast network. The  $h$  and  $E$  centralities are well correlated for  $E > 0.2$  where there is a  $h \propto E^{0.4}$  bound for the highest  $h$  values. Inset: linear scale, notice the cluster of high  $h$  but low  $E$  ribosome proteins.

In the case of the Yeast protein network (see Figure 4) we observe a strong correlation between  $h$  and  $E$  for  $E > 0.2$ . We notice that this regime is the relevant one for ranking purposes, say in the ranking of WWW pages or, in our case, to detect the most important proteins. The highest  $h$  seem also to be bounded by a  $h \propto E^{0.4}$  behavior.

We also observe a detaching cluster of nodes with low  $E$  and moderate  $h$  (see Figure 4). It is very interesting that all these nodes seem to pertain to ribosome proteins, meaning that the  $h$  index carries information that can be useful for detecting modules of functionally related proteins. This will be studied in detail elsewhere.

**Table 1.** Top 25 words ranked by Hirsch centrality (left) and by Eigenvector centrality (right).

<i>h</i> rank			<i>E</i> rank		
Hirsch	Eigenvector	Word	Eigenvector	Hirsch	Word
252	0,930	cut	1,000	74	cut up
237	0,701	set	0,930	252	cut
233	0,608	run	0,765	31	set upon
232	0,687	line	0,760	230	turn
230	0,760	turn	0,701	237	set
225	0,598	point	0,690	106	break up
222	0,608	cast	0,687	232	line
220	0,584	break	0,656	54	line up
218	0,560	mark	0,649	12	run wild
216	0,558	measure	0,637	57	turn upside down
213	0,597	pass	0,618	112	make up
211	0,570	check	0,617	45	cast up
209	0,487	crack	0,608	222	cast
206	0,562	make	0,608	233	run
203	0,448	dash	0,608	97	crack up
203	0,517	stamp	0,604	48	check out
202	0,514	work	0,598	225	point
200	0,484	strain	0,597	213	pass
196	0,491	hold	0,584	220	break
195	0,508	form	0,571	61	pass up
194	0,447	beat	0,570	211	check
193	0,500	get	0,562	206	make
193	0,429	rank	0,560	218	mark
193	0,469	round	0,558	73	fix up
192	0,517	go	0,558	216	measure

So, the important point is that, in the regime relevant for ranking purposes, the biological network data shows a strong correlation between the Eigenvector and Hirsch centralities, although the computation of the Hirsch index is much less demanding because it is not iterative and uses only local information. This suggests that the *h* centrality can be useful for ranking purposes in large databases with results comparable with Eigenvector centrality. This claim could be tested in the paper citation network studied by Chen *et al.* [16] where the *PageRank* algorithm, which core is the Eigenvector centrality concept, has given interesting results.

Now we argue that a local centrality measure like the *h*-index makes more sense for some kinds of networks than global measures like Betweenness and Closeness [17].

The Betweenness of a given node is proportional to the number of "geodesical" paths (minimal paths between node pairs in the network) that pass through it. Similarly, the Closeness of a node is the average length of the minimal paths between such node and all other nodes of the network. These seem to be important measures for networks where such minimal paths represent transport channels for information (internet, social networks), energy (powergrids), materials (airports network) or diseases (social and sexual networks).

Both centrality measures make sense for studying diffusion and epidemic processes in transport networks, but the relevance of minimal paths is not so clear for linguistic or cultural networks like thesauri or, as another example, the network of culinary ingredients studied in [18] where links represent associations but not channels. For networks similar to the linguistic one studied here there is a strong decay of correlations: two words  $A$  and  $C$  with minimal path of two links (that is,  $A - B - C$ ) are almost uncorrelated, since this means that  $C$  is not a word semantically related to  $A$ . The paths between words may be relevant to describe perhaps associative psychological processes (say,  $A$  remembers  $B$  that remembers  $C$ ), but they are not channels in the same sense of physical transport networks. So, the locality of the  $h$ -index could be an advantage to its application for ranking nodes in non-transport networks where path distance or channel flux has poor relevance and are not important aspects to define centrality [19]. We notice that this could be the case of WWW pages since links represent more associations than channels and users do not navigate from link to link by large distances.

In conclusion, we studied the  $h$ -index [10] in the Moby II Thesaurus network and the protein-protein interaction Yeast network. Several characteristics of this new centrality index have been highlighted. The Hirsch index seems to be a better local index than the node degree  $D$  because it incorporates information about the importance of the node neighbours. Being local, it is computationally cheap to calculate. It seems to make more sense for non-transport networks than some global measures.

We also found that the  $h$ -index is more correlated to Eigenvector centrality than Betweenness centrality. Indeed, in the ranking task for words in the thesaurus, Hirsch centrality seems even to outperform the Eigenvector measure as a centrality index, detecting basic polysemous words instead of more complicated and rare terms. Since Eigenvector centrality corresponds to the core idea behind the original *PageRank* algorithm [16], which is very computationally demanding at the Internet scale, we suggest that the  $h$ -index could furnish auxiliary information for ranking pages in the area of Search Engine Optimization. Due to the simplicity of the definition and computation of the  $h$ -index, comparing its performance with standard global centrality measures in other physical, biological and social networks promises very interesting results.

## Acknowledgments

This work received financial support from CNPq and FAPESP. The authors are grateful to N. Caticha, R. Vicente, A. S. Martinez, R. Rotta, P. D. Batista and T. Penna for

discussions and suggestions.

## References

- [1] J. E. Hirsch. An index to quantify an individual's scientific research output. *Proc. Natl. Acad. Sci. USA*, 102(46):16569, 2005.
- [2] J. E. Hirsch. Does the h index have predictive power? *Proc. Natl. Acad. Sci. USA*, 104(49):19193–19198, 2007.
- [3] Pablo D. Batista, Mônica G. Campiteli, and Osame Kinouchi. Is it possible to compare researchers with different scientific interests? *Scientometrics*, 68(1):179–189, 2006.
- [4] Lutz Bornmann and Hans-Dieter Daniel. What do we know about the h index? *J. Am. Soc. Inf. Sci. Tech.*, 58(9):1381–1385, 2007.
- [5] S. Alonso, F. J. Cabrerizo, E. Herrera-Viedma, and F. Herrera. h-index: A review focused in its variants, computation and standardization for different scientific fields. *J. Informetrics*, 3(4), 2009.
- [6] Anthony F. van Raan. Comparison of the hirsch-index with standard bibliometric indicators and with peer judgment for 147 chemistry research groups. *Scientometrics*, 67(3):491–502, 2006.
- [7] Tibor Braun, Wolfgang Glänzel, and András Schubert. A hirsch-type index for journals. *Scientometrics*, 69(1):169–173, 2006.
- [8] Johan Bollen, Herbert Van de Sompel, Aric Hagberg, and Ryan Chute. A principal component analysis of 39 scientific impact measures. *PLoS ONE*, 4(6):e6022, 2009.
- [9] E. Csajbk, A. Berhidi, L. Vasas, and A. Schubert. Hirsch-index for countries based on essential science indicators data. *Scientometrics*, 73(1):91–117, 2007.
- [10] A. Korn, A. Schubert, and A. Telcs. Lobby index in networks. *Phys. A*, 388(11):2221–2226, 2009.
- [11] Albert-László Barabási and Réka Albert. Emergence of scaling in random networks. *Science*, 286:509–512, 1999.
- [12] G. Wardy. Moby ii project. 2000.
- [13] Adilson E. Motter, Alessandro P. S. de Moura, Ying-Cheng Lai, and Partha Dasgupta. Topology of the conceptual network of language. *Phys. Rev. E*, 65:065102(R), 2002.
- [14] Adriano Jesus Holanda, Ivan Torres Pisa, Osame Kinouchi, Alexandre Souto Martinez, and Evandro E. S. Ruiz. Thesaurus as a complex network. *Phys. A*, 344(3-4):530–536, 2004.
- [15] Chris Stark, Bobby-Joe Breitzkreutz, Teresa Reguly, Lorrie Boucher, Ashton Breitzkreutz, and Mike Tyers. Biogrid: a general repository for interaction datasets. *Nuc. Acids Res.*, 34:D535 – D539, 2006.
- [16] P. Chen, H. Xie, Sergei Maslov, and Sidney Redner. Finding scientific gems with google's pagerank algorithm. *J. Informetrics*, 1(1):8–15, 2007.
- [17] M. E. J. Newman. Scientific collaboration networks. ii. shortest paths, weighted networks, and centrality. *Phys. Rev. E*, 64:016132, 2001.
- [18] Osame Kinouchi, Rosa W. Diez-Garcia, Adriano J. Holanda, Pedro Zambianchi, and Antonio C. Roque. The non-equilibrium nature of culinary evolution. *New J. Phys.*, 10(7):073020, 2008.
- [19] Stephen P. Borgatti. Centrality and network flow. *Social Networks*, 27:55–71, 2005.