

Thermoelectricity in Nanowires: A Generic Model

Shadyar Farhangfar*

Institute of Applied Physics, University of Hamburg,

Jungiusstrasse 11, D-20355 Hamburg, Germany

(Dated: November 1, 2018)

Abstract

By employing a Boltzmann transport equation and using an energy and size dependent relaxation time (τ) approximation (RTA), we evaluate self-consistently the thermoelectric figure-of-merit ZT of a quantum wire with rectangular cross-section. The inferred ZT shows abrupt enhancement in comparison to its counterparts in bulk systems. Still, the estimated ZT for the representative Bi_2Te_3 nanowires and its dependence on wire parameters deviate considerably from those predicted by the existing RTA models with a constant τ . In addition, we address contribution of the higher energy subbands to the transport phenomena, the effect of chemical potential tuning on ZT , and correlation of ZT with quantum size effects (QSEs). The obtained results are of general validity for a wide class of systems and may prove useful in the ongoing development of the modern thermoelectric applications.

PACS numbers: 73.50.Lw, 73.23.-b, 73.63.Nm

arXiv:1006.0520v1 [cond-mat.mes-hall] 2 Jun 2010

I. INTRODUCTION

Thermoelectricity deals with conversion of heat to electricity and vice versa. Last few years, mainly due to the recent advances in material science and fabrication techniques on the one hand and a quest for alternative sources of energy generation on the other hand, have witnessed a rejuvenation of interest in the thermoelectric phenomena¹⁻¹³. Performance of a thermoelectric device is defined through its dimensionless figure-of-merit $ZT \equiv S^2\sigma T/\kappa$. Here, T is the absolute temperature, S stands for the thermopower (the Seebeck coefficient), and σ and κ represent the electrical and thermal conductivities, respectively. At first glance, a large ZT might be achievable by maximizing σ and S , and by minimizing κ . The problem, however, lies in the fact that these quantities are interdependent and each of them is rather sensitive to the material properties, to the temperature, and to the size and geometry of the underlying building blocks in a miniaturized thermoelectric module. Consequently, often one of the two not-completely-independent strategies is exploited: increasing of the power factor $P \equiv S^2\sigma$ which is largely an electronic property, or decreasing of κ which consists of electronic κ_e and lattice $\kappa_{ph.}$ contributions by manipulation of the latter. A large P can be achieved by tuning of the chemical potential level through doping or external electric fields (gating) and by having control over the scattering mechanisms of the charge carriers in the device. Reduction in $\kappa_{ph.}$, instead, can be obtained by exploitation of material systems built up from heavy elements and by intentional enhancement of the phonon scattering events through introduction of lattice imperfections (impurity atoms, superlattice structures, *etc.*) or by intensifying of the surface scattering of the heat carriers from the specimen boundaries in the systems with reduced dimensionality.

In what follows, assuming a constant $\kappa_{ph.}$, we focus on the charge carrier contributions to the thermoelectric properties of a one-dimensional (1D) wire with discrete energy levels. To demonstrate the applicability of the present approach, we evaluate ZT in bismuth telluride nanowires and discuss the obtained results with an eye on the predictions of the earlier models.

II. THEORETICAL MODEL

Current generic models (as compared to the *ab initio* calculations) for evaluation of the thermoelectric figure-of-merit are mostly based on the solution of Boltzmann transport equation (BTE) with various degrees of sophistications. An efficient approximation for solving BTE can be attained by its linearization and through introduction of a relaxation time τ , the time period within which the system gains its equilibrium after removal of the external stimulus¹⁴. Consequently, the components of the transport tensors of the system $[\mathcal{L}^{(l)}]_{\alpha\delta}$ can be obtained through the relation

$$[\mathcal{L}^{(l)}]_{\alpha\delta} = \frac{\nu q^{2-l}}{2\pi} \int (-\partial_E f_0) \tau(\mathbf{k}) (E(\mathbf{k}) - \zeta)^l \mathbf{v}_\alpha \mathbf{v}_\delta d\mathbf{k}, \quad (1)$$

where $\sigma \equiv \mathcal{L}^{(0)}$ designates the electrical conductivity, $S \equiv \frac{1}{T} \frac{\mathcal{L}^{(1)}}{\mathcal{L}^{(0)}}$ is the Seebeck coefficient, and $\kappa_e \equiv \frac{1}{T} [\mathcal{L}^{(2)} - \frac{\mathcal{L}^{(1)} \mathcal{L}'^{(1)}}{\mathcal{L}^{(0)}}]$ is the electronic contribution to the thermal conductivity¹⁴. Above, q is the electrical carrier charge, $E(\mathbf{k})$ is the energy-wavevector dispersion relation, $\hbar \mathbf{v}(\mathbf{k}) \equiv \nabla_{\mathbf{k}} E(\mathbf{k})$ defines the velocity operator (\hbar is the reduced Planck constant), and ν is the valley degeneracy. The equilibrium Fermi-Dirac distribution function is given by $f_0(E) \equiv [1 + \exp \beta(E - \zeta)]^{-1}$, where $\beta \equiv 1/k_B T$ (k_B is the Boltzmann constant) and ζ denotes the chemical potential.

The precise form of the dispersion relation above can only be derived through detailed band structure calculations and depends strongly on the material properties and on the boundary conditions in the system of interest. Similarly, the relaxation time for any specific process depends on the density of energy states (DOS) and on the types of the scattering mechanisms taken into account. In most calculations, however, one expresses DOS via the single-particle eigenenergies and assumes a power-law dependence of the relaxation time on energy, $\tau(E) \propto E^\alpha$. It was only under such conditions that A. F. Ioffe arrived at his compact expressions in terms of the Fermi-Dirac integrals for the evaluation of the transport coefficients in Eq. (1) above^{15,16}. Despite this, such basic assumptions have been widely overlooked in the latter evaluations of the ZT values in low-dimensional systems, leading ultimately to the estimations of unrealistically high, monotonously size-dependent, ZT 's in atomically thin nanowires¹⁷⁻²⁰. It is worth reminding that in the limit of ultra narrow nanowires, the whole concept of a size-independent DOS and any argument subsequent to it will collapse. In such cases, one has to resort to the other proper techniques like, *e.g.*,

tight-binding models and check for the validity of the obtained results self-consistently. Furthermore, as shown elsewhere²¹, even minor variations in the form of DOS [and subsequent changes in $\tau(E)$] will affect ZT values dramatically. It is also elucidating to remind that, based on a purely mathematical analysis of the functional in Eq. (1), Mahan and Sofo estimate in²¹ a universal (that is, independent of size, temperature, and specific material properties) finite upper limit for ZT in semiconductor thermoelectric materials. Based on these facts and to circumvent the above-mentioned crucial shortcomings in the existing theoretical models for low-dimensional thermoelectric systems, starting with the basic principles, below we obtain the transport coefficients and ZT values specifically for a 1D nanowire with quantized energy levels. The key issue in such a treatment is the derivation of a proper, *i.e.* size and energy dependent, expression for the relaxation time.

Let us assume that N scatterers each with a scattering strength V_0 are randomly distributed at positions \mathbf{R}_j along the wire, $V(\mathbf{r}) = \sum_{j=1}^N V_0 \delta(\mathbf{r} - \mathbf{R}_j)$, and make use of the Fermi's golden rule $\tau_{i \rightarrow f}^{-1} = (2\pi/\hbar) |\langle i | V(\mathbf{r}) | f \rangle|^2$ to derive the corresponding scattering rates. By averaging over the configuration of the scattering centers²², we arrive at

$$\tau_{mn \rightarrow m'n'}^{-1} = \frac{\pi}{2} \frac{\varrho}{\hbar} V_0^2 \Lambda_{m'n'}^{mn} g(E) \cdot \Omega|_{E=E(k'm'n')}, \quad (2)$$

where $\Lambda_{m'n'}^{mn} \equiv (2 + \delta_{mm'})(2 + \delta_{nn'})$ and $\varrho \equiv N/\Omega$. Here, $\Omega \equiv wtL$ is the volume of the wire; w and t are the lateral dimensions and L stands for the wire length. The energy density of states per unit volume is given by

$$g(E) = \frac{s}{2\pi\hbar} \frac{1}{wt} \sqrt{\frac{m_z}{2}} \sum_{i,j} \frac{\Theta(E - E_{ij})}{\sqrt{E - E_{ij}}}. \quad (3)$$

Here, m_z is the component of the charge carrier mass along the wire axis, s is the spin degeneracy, and Θ designates the Heaviside step function. Above, use has been made of the fact that the single-particle wave functions and the corresponding eigenenergies of a carrier confined in lateral dimensions x and y and traveling freely along the z -axis are given by $\Psi_{ij}(k) = (2/\sqrt{\Omega}) \sin(i\pi x/w) \sin(j\pi y/t) \exp(\mathbf{i}kz)$ and $E \equiv E_{ij} + (\hbar^2 k^2/2m_z)$, respectively; $E_{ij} \equiv (\hbar^2 \pi^2/2)(i^2/w^2 m_x + j^2/t^2 m_y)$ are the subband energies, $i, j \in \mathbb{N}$, and k is the wavenumber.

In Eq. (2) above, as in most cases the density and strength of scatterers are unknown and may vary from one individual wire to other, one can make use of the definition of carrier

mobility $\mu \equiv q \langle \tau \rangle / m^*$ and account for the product ϱV_0^2 through²³

$$\frac{1}{\varrho V_0^2} = \frac{s\nu}{4} \frac{\Omega}{wt} \frac{\mu m^*}{q\hbar^2} \sqrt{\frac{m_z}{2k_B T}} \sum_{m,n} \frac{1}{\langle \tau_{mn} \rangle}, \quad (4)$$

where the lifetime of the state (m, n) is defined through the relation $\tau_{mn}^{-1} \equiv \sum_{m'n'} \tau_{mn \rightarrow m'n'}^{-1}$ and its expectation value as $\langle \tau_{mn} \rangle \equiv \int \tau_{mn}(\varepsilon) \varepsilon g(\varepsilon) \partial_\varepsilon f d\varepsilon / \int \varepsilon g(\varepsilon) \partial_\varepsilon f d\varepsilon$. Here, $\varepsilon \equiv \beta E$ is the reduced energy and m^* is the effective mass (for a 1D wire aligned along the z -axis, $m^* = m_z$). Now, substituting for the corresponding expressions and making a coordinate transformation where ε and the reduced chemical potential $\zeta^* \equiv \beta \zeta$ (for electrons) are measured from the bottom of the conduction band¹⁴, the transport coefficients in Eq. (1) can be expressed as

$$[\mathcal{L}_{ij}^{(l)}]_z = \frac{s\nu}{wt} \frac{4\pi\mu}{\beta^{l+0.5}} \frac{m^*}{m_z} \sqrt{\frac{m_z}{2}} \frac{q^{(1-l)}}{\hbar} \sum_{m,n} \frac{1}{\langle \tau_{mn} \rangle} \mathcal{F}_{ij}^l, \quad (5)$$

where $\mathcal{F}_{ij}^l \equiv \mathcal{F}_{ij}^l(\zeta^*)$ and

$$\mathcal{F}_{ij}^l \equiv \int_0^\infty \text{sech}^2 \left[\frac{\varepsilon + \zeta^*}{2} \right] \tau_{ij}(\varepsilon) (\varepsilon + \zeta^*)^l (\varepsilon - \varepsilon_{ij})^{1/2} d\varepsilon. \quad (6)$$

Total contribution from all the subbands will now be $\mathcal{L}^{(l)} = \sum_{i,j} \mathcal{L}_{ij}^{(l)}$. (The contribution of the holes can be accounted for analogously.)

This equation has to be compared to the corresponding ones based on a size-independent power-low RTA approach introduced originally in¹⁵ and exploited later by Dresselhaus and coworkers in their pivotal¹⁸ and subsequent studies^{19,20} on low-dimensional thermoelectric systems.

III. RESULTS AND THEIR DISCUSSION

Next, we evaluate ZT for a bismuth telluride nanowire at $T = 70$ K and at 300 K. To make the comparison between the predictions of the present model and those of the previous studies^{18–20} more transparent, we use the same material parameters, $m_x = 0.32$, $m_y = 0.08$, and $m^* = m_z = 0.02$ for the electronic effective masses (all in units of the free electron mass), and take the same value for the mobility of electrons, $\mu_z = 1200 \text{ cm}^2 \text{V}^{-1} \text{s}^{-1}$. The lattice thermal conductivity of bulk Bi_2Te_3 is $\kappa_{ph.}^{\text{bulk}} \approx 1.5 \text{ W/Km}$. The phonon confinement effects become considerable only if the lateral dimensions of the wire, w and t , are comparable in

size to the phonon mean free path $\lambda_{ph.}$. As for bismuth telluride nanowires $\lambda_{ph.} \sim 1 \text{ nm}$ ¹⁸, for wires with $w, t \gtrsim \lambda_{ph.}$, one can safely assume $\kappa_{ph.} \approx \kappa_{ph.}^{\text{bulk}}$ ²⁴. Figure 1 shows dependence of the electronic contribution to the figure-of-merit of a wire with square cross-section on its size w and on ζ^* . Here, in contrast to the constant- τ model of Hicks and Dresselhaus (HD) (see, the Appendix), dependence of ZT on wire size is non-monotonous and after reaching its optimum at a certain width and chemical potential, falls starkly to zero. This is a direct consequence of disappearance of electronic density of states for ultra thin wires. The most distinct differences between the two models are as follow: the peak values of the σ , κ_e , and ZT in the present model show a shift toward larger wire thicknesses, $\sim 10 \text{ nm}$, as compared to the plain w^{-2} -dependence of the corresponding quantities predicted by the HD model; the thermopower S given here is temperature dependent and reaches the overall high values of the HD model only in very narrow wires; in contrast to the HD model, here the position of optimum ZT in ζw -plane has a visible dependence on temperature and, as temperature falls down, shifts toward higher thicknesses; the asymptotic values of the transport coefficients for a model square wire with $w = 50 \text{ nm}$ given by the HD model are unrealistically smaller than the those obtained here (Table 1; see also the Table in Appendix).

To illustrate the effect of subband contributions and that of QSEs, the calculations were repeated for the first three subbands, up to $(i, j) = (1, 3)$ (see, Fig. 2). Table 1 summarizes the results. Here, especially at $T = 70 \text{ K}$, one can distinguish two clear maxima for σ , κ_e , and S which arise from QSEs^{22,25} and which are smeared out in ZT . This observation is rather general for other subbands too and is a consequence of the fact that σ and κ_e have similar functional dependencies on the wire size and the QSEs distinguishable independently in each of them (and to a lesser extent in S) are compensated in ZT by one another. Another interesting observation is the abrupt enhancement of κ_e at thinner wire diameters and in the region where ζ^* approaches its optimum. Here, noticeably, $\kappa_e \gg \kappa_{ph.}$. Alike, the HD model predicts an even stronger enhancement of κ_e in thinner wires (Appendix). Dependence of the thermal conductivity on dopant concentration (cf. tuning of ζ), leading ultimately to the takeover of $\kappa_{ph.}$ by the electronic contribution κ_e , was observed in experiments with bismuth-antimony alloys some years ago²⁶.

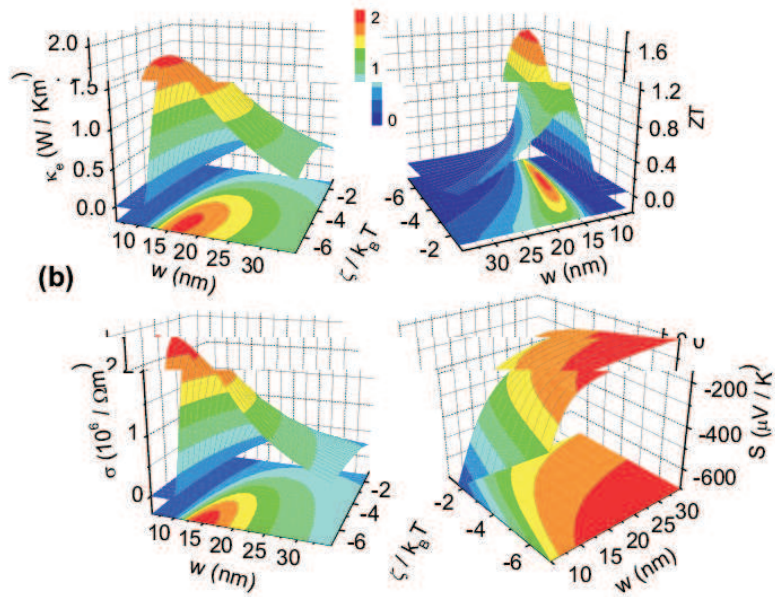
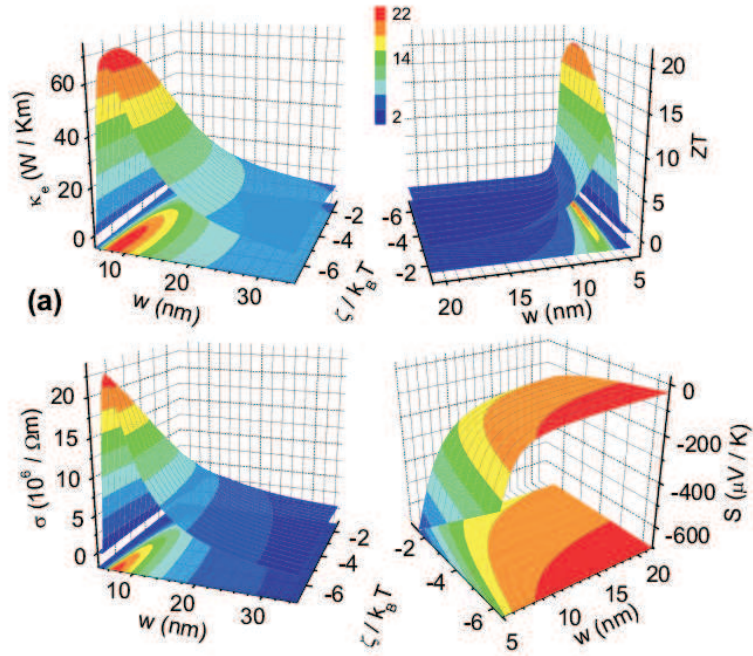


FIG. 1: **(a)** Dependence of the transport properties and the thermoelectric figure-of-merit ZT (only the electronic contribution) on wire width w and on the chemical potential ζ (measured in units of thermal energy $k_B T$) for a square Bi_2Te_3 nanowire at $T = 300$ K. The valley degeneracy is $\nu = 6$. Only the first subband contribution is taken into account. **(b)** $T = 70$ K. Notice the many fold decreases of the peak values and their shift toward larger wire thicknesses.

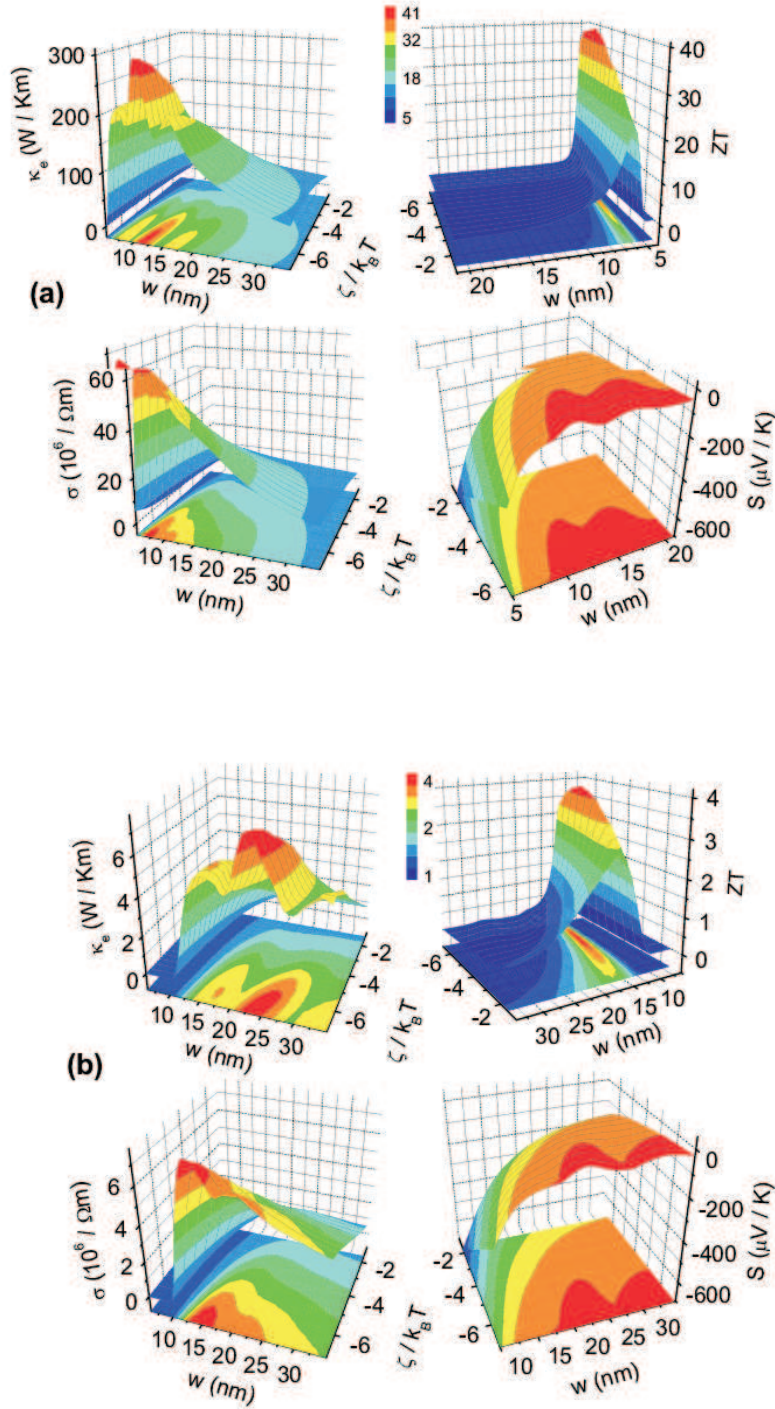


FIG. 2: (a) Dependence of the transport coefficients on the wire size and on the chemical potential at $T = 300$ K. Same parameters as in Fig. 1, except that here $(m, n) = (1, 3)$. The clearly visible bumps in σ and κ_e are manifestations of the quantum size effects. (b) $T = 70$ K.

$T(\text{K})$	(i, j)	$\sigma(10^6/\Omega\text{m})$	$\kappa_e(\text{W/Km})$	$S(\mu\text{V/K})$	$ZT(\nu = 6)$
70	HD	6.5×10^{-5}	4.8×10^{-6}	-401.3	4.9×10^{-4}
300	HD	1.3×10^{-4}	4.3×10^{-4}	-401.3	4.3×10^{-3}
70	(1,1)	0.25	0.31	-92.9	0.08
300	(1,1)	0.53	2.96	-85.6	0.27
70	(1,2)	0.86	1.09	-103.9	0.25
300	(1,2)	2.09	11.5	-88.5	0.38
70	(1,3)	1.45	2.10	-105.4	0.31
300	(1,3)	4.55	24.8	-92.3	0.44

TABLE I: Values of the transport coefficients for a square 50-nm-thick Bi_2Te_3 wire (see Text) with valley degeneracy $\nu = 6$ at a fixed reduced chemical potential $\zeta^* = -3$. The indices (i, j) correspond to the subband numbers up to which the electronic (vs. holes) contributions are taken into account ($\kappa_{ph.} = 1.5 \text{ W/Km}$). HD stands for the one-band constant- τ model employed in previous studies^{10,18–20}. For more details, see the Table in Appendix.

IV. SUMMARY

The approach described here, which is based on the formulation of the scattering rates of the charge carriers in terms of an energy and size dependent expression for the density of states, can be readily extended to address transport and thermoelectric properties of a wide range of quantum systems subject to more sophisticated forms of the relevant DOS's. The model also holds potential to account for the non-diagonal contributions of the transport tensor elements to the kinetic properties. It can equally be exploited in the metallic or semiconducting regimes and it considers inherently the important issue of quantum size effects in low-dimensional structures.

This work is dedicated to the memory of Amirkhan Qezelli, the uncle, the childhood friend.

V. APPENDIX

The complementary Table 2 outlines contributions of the higher energy subbands to the transport properties and to ZT in a 50-nm-thick Bi_2Te_3 nanowire with effective mass components $m_x = 0.32$, $m_y = 0.08$, and with $m_z = 0.02$ along the wire axis (all in units of the free electron mass). We also summarize the main results of the constant- τ model and demonstrate its predictions in the appended Figure 3.

Constant relaxation-time model

Derivation of the transport properties in bulk systems, based on a constant relaxation-time approximation, was originally given in¹⁵ and later discussed in detail by Nolas *et al.* in¹⁶. Later, extension of these results to the case of one-dimensional nanowires was obtained by Dresselhaus and coworkers^{18,19}. A more recent account is given in²⁰. Below, we summarize the results.

The electronic (vs. holes) contribution to the transport coefficients $\sigma \equiv \mathcal{L}^{(0)}$ (electrical conductivity), $S \equiv -(1/qT)\mathcal{L}^{(1)}/\mathcal{L}^{(0)}$ (the Seebeck coefficient), and $\kappa_e \equiv (1/q^2T)[\mathcal{L}^{(2)} - (\mathcal{L}^{(1)})^2/\mathcal{L}^{(0)}]$ (the electronic thermal conductivity) are given by the following expressions. Here, q is the magnitude of the elementary charge.

$$\begin{aligned}\mathcal{L}^{(0)} &= \frac{1}{2}D_e F_{-1/2} \\ \mathcal{L}^{(1)} &= (k_B T) D_e \left(\frac{3}{2}F_{1/2} - \frac{1}{2}\zeta^* F_{-1/2} \right) \\ \mathcal{L}^{(2)} &= (k_B T)^2 D_e \left(\frac{5}{2}F_{3/2} - 3\zeta^* F_{1/2} + \frac{1}{2}\zeta^{*2} F_{-1/2} \right),\end{aligned}$$

where

$$D_e \equiv \nu \frac{2q}{\pi w^2} \left(\frac{2k_B T}{\hbar^2} \right)^{1/2} \sqrt{m^*} \mu_e \quad (7)$$

and

$$F_i \equiv F_i(\zeta^*) \equiv \int_0^\infty \frac{\varepsilon^i d\varepsilon}{e^{(\varepsilon - \zeta^*)} + 1}. \quad (8)$$

Above, $\varepsilon \equiv E/k_B T$ is the reduced energy, m^* and μ_e stand for the electron effective mass and mobility along the wire axis, ν represents valley degeneracy, and $\zeta^* \equiv \zeta/k_B T$ is the

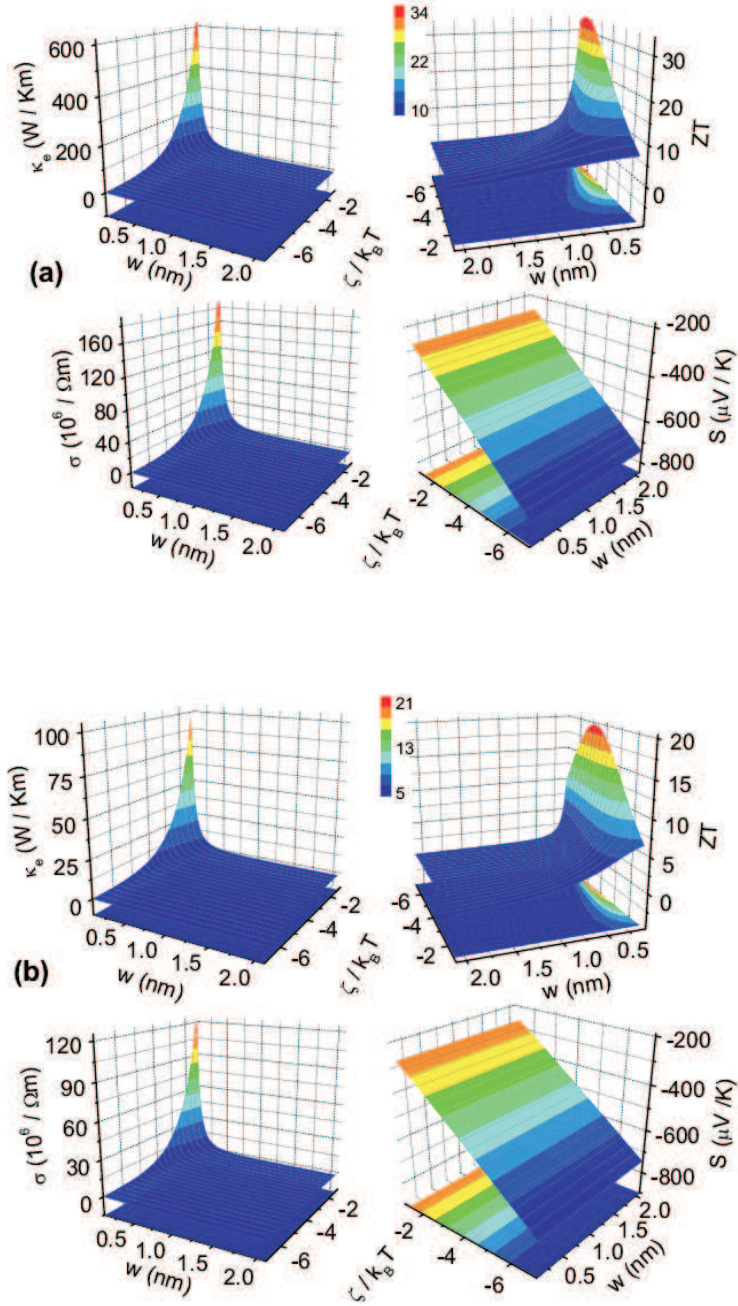


FIG. 3: **(a)** Thermoelectric figure-of-merit ZT for a square Bi_2Te_3 nanowire at $T = 300$ K obtained by the constant- τ model. The chemical potential ζ is measured in units of thermal energy $k_B T$. The effective mass values are the same as in the Text ($m_x = 0.32$, $m_y = 0.08$, and $m_z = 0.02$ along the wire axis). **(b)** $T = 70$ K. Notice that the predicted enhancement of the transport properties here emerge only in ultra thin wires ($w \lesssim 1$ nm). This has to be compared to the predictions of our model presented in the Text.

reduced chemical potential of electrons measured from the bottom of the conduction band. The above expressions can be further simplified to:

$$\begin{aligned}\sigma &= \frac{\nu q}{\pi w^2} \left(\frac{2k_B T}{\hbar^2} \right)^{1/2} \sqrt{m^*} \mu_e F_{-1/2} \\ S &= -\frac{k_B}{q} \left(\frac{3F_{1/2}}{F_{-1/2}} - \zeta^* \right) \\ \kappa_e &= \frac{1}{q} \frac{2\nu}{\pi w^2} \left(\frac{2k_B T}{\hbar^2} \right)^{1/2} k_B^2 T \sqrt{m^*} \mu_e \left(\frac{5}{2} F_{3/2} - \frac{9F_{1/2}^2}{2F_{-1/2}} \right).\end{aligned}$$

The dimensionless figure-of-merit, $ZT = \sigma S^2 T / (\kappa_e + \kappa_{ph.})$, can now be written as:

$$ZT = \frac{\frac{1}{2} \left(\frac{3F_{1/2}}{F_{-1/2}} - \zeta^* \right)^2 F_{-1/2}}{\frac{1}{B} + \frac{5}{2} F_{3/2} - \frac{9F_{1/2}^2}{2F_{-1/2}}} \quad (9)$$

with

$$B \equiv \frac{2\nu}{\pi w^2} \left(\frac{2k_B T}{\hbar^2} \right)^{1/2} \frac{k_B^2 T \sqrt{m^*} \mu_e}{q \kappa_{ph.}}. \quad (10)$$

The most distinct difference of the above expressions with the those presented in the Text is lack of oscillatory dependence of the transport coefficients on the wire size and on the quantization of the energy levels, *i.e.*, absence of the quantum size effects. Also, it is noticeable that here the Seebeck coefficient S is wholly independent of size and the temperature, and σ and κ_e have only a bare monotonic dependence of the form $\propto 1/w^2$ on the wire width. Such dependencies lead ultimately to unrealistically large values for σ , κ_e and, eventually, ZT in ultra thin wires. Figure 3 presents the obtained results for a Bi_2Te_3 nanowire with the same parameters as given in the Text.

This work is dedicated to the memory of Amirkhan Qezelli, the uncle, the childhood friend.

$T(\text{K})$	(m, n)	$\sigma(10^6/\Omega\text{m})$	$\kappa_e(\text{W/Km})$	$S(\mu\text{V/K})$	$ZT(\nu = 1)$	$ZT(\nu = 6)$
70	HD	1.1×10^{-5}	8.1×10^{-6}	-401.3	8.1×10^{-5}	4.9×10^{-4}
300	HD	2.2×10^{-5}	7.2×10^{-5}	-401.3	7.2×10^{-4}	4.3×10^{-3}
70	(1,1)	0.041	0.052	-92.9	0.016	0.082
300	(1,1)	0.089	0.494	-86.0	0.099	0.265
70	(1,2)	0.144	0.182	-103.9	0.065	0.252
300	(1,2)	0.348	1.92	-88.5	0.240	0.377
70	(1,3)	0.242	0.350	-105.5	0.102	0.314
300	(1,3)	0.758	4.13	-92.3	0.344	0.442
70	(2,1)	0.160	0.206	-95.9	0.061	0.228
300	(2,1)	0.354	1.96	-86.6	0.230	0.360
70	(2,2)	0.552	0.691	-107.8	0.205	0.477
300	(2,2)	1.39	7.62	-89.1	0.362	0.420
70	(2,3)	0.908	1.31	-109.7	0.273	0.492
300	(2,3)	3.02	16.41	-93.0	0.438	0.471
70	(3,1)	0.345	0.428	-100.4	0.126	0.359
300	(3,1)	0.791	4.37	-87.5	0.309	0.393
70	(3,2)	1.17	1.46	-112.9	0.353	0.611
300	(3,2)	3.10	16.97	-90.0	0.408	0.438
70	(3,3)	1.86	2.67	-114.2	0.406	0.578
300	(3,3)	6.74	36.48	-94.1	0.471	0.487

TABLE II: Electrical conductivity σ , electronic thermal conductivity κ_e , the Seebeck coefficient S , and the thermoelectric figure-of-merit ZT for a quadratic Bi_2Te_3 nanowire (aligned along the z -axis) with $w = 50$ nm at a fixed chemical potential $\zeta^* = -3$ (measured from the bottom of the conduction band). The indices (m, n) correspond to the subband numbers up to which the electronic (vs. holes) contributions are taken into account ($\kappa_{ph.} = 1.5$ W/Km). HD represents the one-band constant- τ model¹⁸⁻²⁰. Note that with valley degeneracy $\nu = 6$, σ and κ_e become simply six times larger while S remains intact. Dependence of ZT on ν is of the form $ZT \propto (\kappa_e + \kappa_{ph.}/\nu)^{-1}$ and its values for $\nu = 1$ and $\nu = 6$ are given explicitly.

-
- * Electronic address: shadyar.farhangfar@gmail.com
- ¹ Francis J. DiSalvo, *Science* **285**, 703 (1999).
 - ² Rama Venkatasubramanian, Edward Siivola, Thomas Colpitts and Brooks O'Quinn, *Nature* **413**, 597 (2001).
 - ³ T. C. Harman, P. J. Taylor, M. P. Walsh, B. E. LaForge, *Science* **297**, 2229 (2002).
 - ⁴ Allon I. Hochbaum, Renkun Chen, Raul Diaz Delgado, Wenjie Liang, Erik C. Garnett, Mark Najarian, Arun Majumdar, and Peidong Yang, *Nature* **451**, 163 (2007).
 - ⁵ Akram I. Boukai, Yuri Bunimovich, Jami Tahir-Kheli, Jen-Kan Yu, William A. Goddard III, and James R. Heath, *Nature* **451**, 168 (2007).
 - ⁶ G. Jeffrey Snyder and Eric S. Toberer, *Nature Mater.* **7**, 105 (2008).
 - ⁷ K. P. Pernstich, B. Rössner and B. Batlogg, *Nature Mater.* **7**, 321 (2008).
 - ⁸ T. M. Trinh, Andrew J. Williamson, and Vincenzo Lordi, *Nano Lett.* **8**, 1111 (2008).
 - ⁹ Robert Y. Wang, Joseph P. Feser, Jong-Soo Lee, Dmitri V. Talapin, Rachel Segalman, and Arun Majumdar, *Nano Lett.* **8**, 2283 (2008).
 - ¹⁰ I. Bejenari and V. Kantser, *Phys. Rev. B* **78**, 115322 (2008).
 - ¹¹ Bed Poudel, Qing Hao, Yi Ma, Yucheng Lan, Austin Minnich, Bo Yu, Xiao Yan, Dezhi Wang, Andrew Muto, Daryoosh Vashaee, Xiaoyuan Chen, Junming Liu, Mildred S. Dresselhaus, Gang Chen, Zhifeng Ren, *Science* **320**, 634 (2008).
 - ¹² Lon E. Bell, *Science* **321**, 1457 (2008).
 - ¹³ Raseong Kim, Supriyo Datta, and Mark S. Lundstrom, *J. Appl. Phys.* **105**, 034506 (2009).
 - ¹⁴ See, *e.g.*, J. M. Ziman, *Electrons and Phonons* (Clarendon Press, Oxford, 2001).
 - ¹⁵ A. F. Ioffe, *Semiconductor Thermoelements and Thermoelectric Cooling* (Infosearch Ltd., London, 1957).
 - ¹⁶ G. S. Nolas, J. Sharp, H. J. Goldsmid, *Thermoelectrics, Basic Principles and New Materials Developments*, Springer Series in Materials Science, Vol. 45 (Springer-Verlag, Berlin, 2001).
 - ¹⁷ L. D. Hicks and M. S. Dresselhaus, *Phys. Rev. B* **47**, 12727 (1993).
 - ¹⁸ L. D. Hicks and M. S. Dresselhaus, *Phys. Rev. B* **47**, 16631 (1993).
 - ¹⁹ X. Sun, Z. Zhang, and M. S. Dresselhaus, *Appl. Phys. Lett.* **74**, 4005 (1999).
 - ²⁰ For a recent review, see: M. S. Dresselhaus, J. P. Heremans, Chap. 39 in D. M. Rowe (editor),

Thermoelectrics Handbook: Micro to Nano (Taylor and Francis, 2006).

²¹ G. D. Mahan and J. O. Sofo, Proc. Natl. Acad. Sci. USA **93**, 7436 (1996).

²² Shadyar Farhangfar, Phys. Rev. B **74**, 205318 (2006).

²³ This is not a principal restriction on the present model. If the density of scatterers ϱ and their strength V_0 (or even only the product ϱV_0^2) are known for any single nanowire, one can evaluate all the kinetic coefficients accordingly. The use of a constant mobility here is only to facilitate the comparison to experimental data and to the results of previous models with a constant relaxation time and a fixed mobility.

²⁴ This is a conservative estimation. If one takes the phonon confinement effects into account, then $\kappa_{ph.} \sim \frac{1}{3}\kappa_{ph.}^{\text{bulk}}$ (cf. Ref.¹⁸), and one will arrive at a larger value for ZT .

²⁵ Shadyar Farhangfar, Phys. Rev. B **76**, 205437 (2007).

²⁶ J. W. Sharp, E. H. Volckmann, and H. J. Goldsmid, Phys. Stat. Sol. (A) **185**, 257 (2001).