

Thermohaline mixing in evolved low-mass stars

M. Cantiello and N. Langer

Argelander-Institut für Astronomie der Universität Bonn, Auf dem Hügel 71, 53121 Bonn, Germany

Received 2010 / Accepted 2010

ABSTRACT

Context. Thermohaline mixing has recently been proposed to occur in low-mass red giants, with large consequence for the chemical yields of low-mass stars.

Aims. We investigate the role of thermohaline mixing during the evolution of stars between $1 M_{\odot}$ and $3 M_{\odot}$, in comparison with other mixing processes acting in these stars.

Methods. We use a stellar evolution code which includes rotational mixing, internal magnetic fields and thermohaline mixing.

Results. We confirm that during the red giant stage, thermohaline mixing has the potential to decrease the abundance of ^3He , which is produced earlier on the main sequence. In our models we find that this process is working on the RGB only in stars with initial mass $M \lesssim 1.5 M_{\odot}$. Moreover we report that thermohaline mixing is also present during core He-burning and beyond, and has the potential to change the surface abundances of AGB stars. While we find rotational and magnetic mixing to be negligible compared to the thermohaline mixing in the relevant layers, the interaction of thermohaline motions with the differential rotation may be essential to establish the timescale of thermohaline mixing in red giants.

Conclusions. To explain the surface abundances observed at the bump in the luminosity function, the speed of the mixing process needs to be more than two orders of magnitude higher than in our models. However it is not clear if thermohaline mixing is the only physical process responsible for these surface-abundance anomalies. Therefore it is not possible at this stage to calibrate the efficiency of thermohaline mixing against the observations.

Key words. Stars: low-mass – Stars: evolution – Stars: abundances – Stars: interiors – Stars: magnetic field – Stars: rotation

1. Introduction

Stars are rotating, self-gravitating balls of hot plasma. Due to thermonuclear reactions in the deep stellar interior, stars, which presumably start out chemically homogeneous, develop chemical inhomogeneities. At the densities typically achieved in stars, thermal diffusion, or Brownian motion, is not able to lead to chemical mixing. However, various turbulent mixing processes are thought to act inside stars, leading to transport of chemical species, heat, angular momentum, and magnetic fields (Pinsonneault 1997; Heger et al. 2000, 2005).

Thermohaline mixing is usually not considered to be an important mixing process in single stars, because the ashes of thermonuclear fusion consist of heavier nuclei than its fuel, and stars usually burn from the inside out. The condition for thermohaline mixing, however, is that the mean molecular weight (μ) decreases inward. This can occur in accreting binaries, and the importance of thermohaline mixing has long been recognized by the binary community (e.g., de Greve & Cugier 1989; Sarna 1992; Wellstein et al. 2001). Recently Charbonnel & Zahn (2007b, CZ07) identified thermohaline mixing as an important mixing process, which significantly modifies the surface composition of red giants after the first dredge-up. The work by CZ07 was initiated by the paper of Eggleton et al. (2006, EDL06), who found an mean molecular weight (μ) inversion — i.e., $\left(\frac{d \log \mu}{d \log P}\right) < 0$ — below the red giant convective envelope in a 1D-stellar evolution calculation. While EDL06 then investigated the stability of the zone containing the μ -inversion with a 3D hydro-code and found these layers

to be Rayleigh-Taylor-unstable, CZ07 could not confirm this, but found the layers to be unstable due to thermohaline mixing.

Eggleton et al. (2006) found a μ -inversion in their $1 M_{\odot}$ stellar evolution model, occurring after the so-called luminosity bump on the red giant branch, which is produced after the first dredge-up, when the H-burning shell source enters the chemically homogeneous part of the envelope. The μ -inversion is produced by the reaction $^3\text{He}(^3\text{He}, 2p)^4\text{He}$, as predicted by Ulrich (1972). It does not occur earlier, because the magnitude of the μ -inversion is small and negligible compared to a stabilizing μ -stratification.

Mixing processes below the convective envelope in models of low-mass stars turn out to be essential for the prediction of their chemical yield of ^3He (EDL06), and are essential to understand the surface abundances of red giants — in particular the $^{12}\text{C}/^{13}\text{C}$ ratio, ^7Li and the carbon and nitrogen abundances (CZ07). This may also be important for other occurrences of thermohaline mixing in stars, i.e., in single stars when a μ -inversion is produced by off-center ignition in semi-degenerate cores (Siess 2009) or in stars which accrete chemically enriched matter from a companion in a close binary (e.g., Stancliffe et al. 2007). Accreted metal-rich matter during the phases of planetary formation also leads to thermohaline mixing, which can reconcile the observed metallicity distribution of the central stars of planetary systems (Vauclair 2004).

In the present paper we investigate the evolution of solar metallicity stars between $1 M_{\odot}$ and $3 M_{\odot}$ from the ZAMS up to the thermally-pulsing AGB stage, based on models computed during the last years. We show for which initial mass range and during which evolutionary phase thermohaline mixing occurs and what consequences it has. Besides thermohaline mixing, our

Send offprint requests to: Matteo Cantiello e-mail: cantiello@astro.uni-bonn.de

models include convection, rotation-induced mixing, and internal magnetic fields, and we compare the significance of these processes in relation to the thermohaline mixing.

2. The speed of thermohaline mixing

2.1. Thermohaline mixing VS Rayleigh-Taylor

As pointed out by CZ07, a μ -inversion inside a star should give rise to thermohaline mixing, which is a slow mixing process acting on the local thermal timescale. Could a Rayleigh-Taylor instability be present in these layers? Indeed, EDL06 interpret the origin of the instability which they find in their 3D models as due to the buoyancy $g\left(\frac{\Delta\mu}{\mu}\right)$ produced by the μ -inversion, i.e. a dynamical effect. But a dynamical instability should only occur if the μ -inversion were to lead to a density inversion. However, this would only be possible if the considered layers were convectively unstable in the hydrostatic 1D stellar evolution models. As pointed out by CZ07 and as confirmed by our models, the μ -inversion produced by the ${}^3\text{He}({}^3\text{He}, 2p){}^4\text{He}$ reaction does not induce convection. We conclude that the Rayleigh-Taylor instability may not be a likely explanation of the hydrodynamic motions found by EDL06. A similar conclusion was also reached by Denissenkov & Pinsonneault (2008), who studied in detail the instability driven by the μ -inversion in both the adiabatic and the radiative limit.

Because smaller blobs have a smaller thermal timescale (Kippenhahn et al. 1980), could EDL06 have found the high wavenumber tale of the thermohaline instability? They found the instability to occur within 2000 s. The size of a blob with such a short thermal timescale above the H-burning shell of a red giant is on the order of 50 km. This is too small to be resolved in the 3D model shown by EDL06. Furthermore, an inspection of their Fig. 5 reveals that the length scale of the instability they found is on the order of $10^3 \dots 10^4$ km, which corresponds to thermal timescales of about 1 yr. Therefore, it seems unlikely that EDL06 actually picked up the thermohaline instability in their 3D hydrodynamic model, unless its non-linear manifestation involves a timescale much shorter than the thermal timescale.

2.2. The efficiency of thermohaline mixing

In Sect. 3 we explain the details of our implementation of thermohaline mixing in 1D stellar evolution calculations. The diffusion coefficient for the mixing process contains a parameter which depends on the geometrical configuration of the fluid elements. This parameter (α_{th}) is very important to understand the role of thermohaline mixing. It determines the timescale of the mixing (the velocity of the fingers/blobs) that we show in Sect. 4 and 5 plays a role not only in determining how fast the surface abundances of redgiants can change, but also if thermohaline mixing is present in stars of different mass and at different evolutionary phases.

Charbonnel & Zahn (2007b) showed that a high value of α_{th} is needed to match the surface abundances of field stars after the luminosity bump (Gratton et al. 2000). Similar to the value adopted by Ulrich (1972) they use an efficiency factor corresponding to $\alpha_{\text{th}} = 667$ in our diffusion coefficient. This value corresponds to the diffusion process involving fingers with an aspect ratio (length/width) of 5. Denissenkov & Pinsonneault (2008) claim that to explain the observed mixing pattern in low-mass RGB stars, fluid elements have to travel over length scales exceeding their diameters by a factor of 10 or more.

On the other hand, the order of magnitude of our efficiency parameter $\alpha_{\text{th}} = 2.0$ corresponds to the prescription of Kippenhahn et al. (1980), where the diffusion process involves blobs of size L traveling a mean free path L before dissolving. The same prescription has been used by Stancliffe et al. (2007), who dealt with the problem of thermohaline mixing in accreting binaries. The sensitivity of thermohaline mixing to a change of the efficiency parameter is shown in Fig. 1, where the change of the surface abundance of ${}^3\text{He}$ at the luminosity bump is shown for different values of α_{th} .

That a prescription can reproduce the observed surface abundances may not be sufficient to prefer it over others. It is possible that other mixing processes are at work. The resulting observed abundances could still be mainly due to thermohaline mixing, as proposed by CZ07, but at this stage it is not possible to exclude that magnetic buoyancy (Busso et al. 2007; Nordhaus et al. 2008), or the interaction of different mixing processes (e.g., thermohaline mixing and magnetic buoyancy, Denissenkov et al. 2009), could play an even more important role.

To clarify the picture here we discuss the main differences between the two physical prescriptions for thermohaline mixing. Experiments of thermohaline mixing show slender fingers in the linear regime (e.g., Krishnamurti 2003), supporting the picture of Ulrich (1972). On the other hand the physical conditions inside a star are quite different from those in the laboratory. In particular the Prandtl number σ , defined as the ratio of the kinematic viscosity ν to the thermal diffusivity κ_T , is very small in stars ($\sigma \sim 10^{-6}$). This number is about 7 in water, where most of thermohaline mixing experiments have been performed. The question arises if for such small values of σ a finger-like structure can be stable, especially in layers where shear and horizontal turbulence is present. 2D hydrodynamic simulations of double-diffusive phenomena, without external perturbations have been performed in the past (e.g., Merryfield 1995; Bascoul 2007a,b). While the resolution required by the physical conditions in stellar interiors is computationally not accessible, lowering the Prandtl number to values of about 10^{-2} always results in increasingly unstable structures (Merryfield 1995; Bascoul 2007a). Therefore it might be dangerous to assume that the same configuration of thermohaline mixing, as observed in water, is occurring in stars.

As we show in Sect. 6, the radiative buffer between the H-burning shell and the convective envelope is a region of the star where the angular velocity is rapidly changing. Even if the order of magnitude of the rotationally-induced instabilities is much lower than the one from thermohaline mixing (cf. Fig 9), it is possible that the interaction of the shear motions with the thermohaline diffusion prevents a relatively ordered flow to be stable, contrary to Ulrich's assumption. That shear can decrease the efficiency of thermohaline mixing was already pointed out by Canuto (1999). The effect of strong horizontal turbulence in stellar layers has also been discussed by Denissenkov & Pinsonneault (2008), and we conclude in Sect. 6.3 that this effect could work against the fingers and in favor of blobs.

The thermohaline mixing prescription proposed by Kippenhahn et al. (1980) has been used for the calculations presented here. It is clear from the discussion above that a better calibration of the mixing speed requires realistic hydrodynamic calculations of the instability.

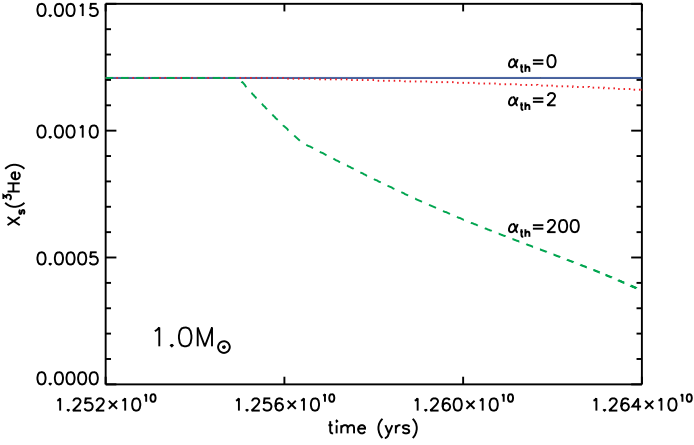


Fig. 1. Evolution of the surface abundance of ${}^3\text{He}$ for $\alpha_{th} = 0$ (blue solid line), $\alpha_{th} = 2$ (red dotted line) and $\alpha_{th} = 200$ (green dashed line) from before the onset of thermohaline mixing to the core He-flash in a $1.0 M_{\odot}$ star.

3. Method

We use a 1-D hydrodynamic stellar evolution code (Yoon et al. 2006, and references therein). Mixing is treated as a diffusive process and is implemented by solving the diffusion equation

$$\left(\frac{\partial X_n}{\partial t}\right)_m = \left(\frac{\partial}{\partial m}\right)_t \left[(4\pi r^2 \rho)^2 D \left(\frac{\partial X_n}{\partial m}\right)_t \right] + \left(\frac{dX_n}{dt}\right)_{\text{nuc}}, \quad (1)$$

where D is the diffusion coefficient constructed from the sum of individual mixing processes and X_n the mass fraction of species n . The second term on the right hand side accounts for nuclear reactions. The contributions to the diffusion coefficient are convection, semiconvection, thermohaline mixing, rotationally induced mixing, and magnetic diffusion. The code includes the effect of centrifugal force on the stellar structure, and the transport of angular momentum is also treated as a diffusive process (Endal & Sofia 1978; Pinsonneault et al. 1989).

The condition for the occurrence of thermohaline mixing is

$$\frac{\varphi}{\delta} \nabla_{\mu} \leq \nabla - \nabla_{\text{ad}} \leq 0, \quad (2)$$

i.e. the instability operates in regions that are stable against convection (according to the Ledoux criterion) and where an inversion in the mean molecular weight is present. Here $\varphi = (\partial \ln \rho / \partial \ln \mu)_{P,T}$, $\delta = -(\partial \ln \rho / \partial \ln T)_{P,\mu}$, $\nabla_{\mu} = d \ln \mu / d \ln P$, $\nabla_{\text{ad}} = (\partial \ln T / \partial \ln P)_{\text{ad}}$, and $\nabla = d \ln T / d \ln P$. Numerically, we treat thermohaline mixing through a diffusion scheme (Braun 1997; Wellstein et al. 2001). The corresponding diffusion coefficient is based on the work of Stern (1960), Ulrich (1972), and Kippenhahn et al. (1980); it reads

$$D_{th} = -\alpha_{th} \frac{3K}{2\rho c_P} \frac{\frac{\varphi}{\delta} \nabla_{\mu}}{(\nabla_{\text{ad}} - \nabla)}, \quad (3)$$

where ρ is the density, $K = 4acT^3/(3k\rho)$ the thermal conductivity, and $c_P = (dq/dT)_P$ the specific heat capacity. The quantity α_{th} is a efficiency parameter for the thermohaline mixing. The value of this parameter depends on the geometry of the fingers arising from the instability and is still a matter of debate (Ulrich 1972; Kippenhahn et al. 1980; Charbonnel & Zahn 2007b; Denissenkov & Pinsonneault 2008). As explained in

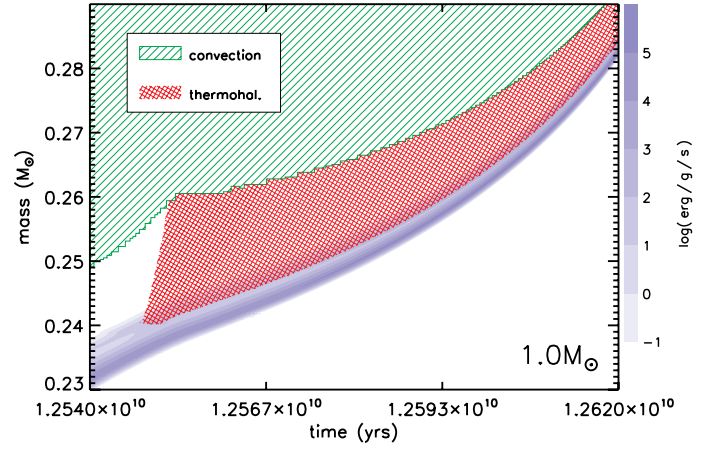


Fig. 2. Evolution of the region between the H-burning shell source and the convective envelope in the RGB phase after the onset of thermohaline mixing for a $1.0 M_{\odot}$ star. Green hatched regions indicate convection and red cross hatched regions indicate thermohaline mixing, as displayed in the legend. Blue shading shows regions of nuclear energy generation, tracing the H-burning shell.

Sect. 2.2 unless otherwise specified we assume a value $\alpha_{th} = 2.0$ for the efficiency of thermohaline mixing. This value roughly corresponds to the prescription of Kippenhahn et al. (1980), in which fluid elements (blobs) travel over length scales comparable to their diameter.

For rotational mixing, four different diffusion coefficients are calculated for dynamical shear, secular shear, Eddington-Sweet circulation and Goldreich-Schubert-Fricke instability. Details on the physics of these instabilities and their implementation in the code can be found in Heger et al. (2000).

Chemical mixing and transport of angular momentum due to magnetic fields (Spruit 2002) is included as in Heger et al. (2005). The contribution of magnetic fields to the mixing is also calculated as a diffusion coefficient (D_{mag}), which is added to the total diffusion coefficient D that enters Eq. 1.

We compute evolutionary models of $1.0 M_{\odot}$, $1.5 M_{\odot}$, $2.0 M_{\odot}$ and $3.0 M_{\odot}$ at solar metallicity ($Z=0.02$). The initial equatorial velocities of these models were chosen to be 10, 45, 140 and 250 km s^{-1} (Tassoul 2000); we assume the stars to be rigidly rotating at the zero-age main sequence. Throughout the evolution of all models, the mass-loss rate of Reimers (1975) was used.

4. Thermohaline mixing on the giant branch

We compute the stellar models of 1.0, 1.5, 2.0 and 3.0 M_{\odot} with solar metallicity. The evolutionary calculations presented are the same as in Suijs et al. (2008), to which we refer for the details of their main sequence evolution.

The surface composition of low-mass stars is substantially changed during the first dredge-up: lithium and carbon abundances as well as the carbon isotopic ratio decline, ${}^3\text{He}$ and nitrogen abundances increase. After the first dredge-up the H-burning shell is advancing while the convective envelope retreats; the shell source then enters the chemically homogeneous part of the envelope. Eggleton et al. (2006) and CZ07 have shown that in this situation an inversion of the molecular weight is created by the reaction ${}^3\text{He}({}^3\text{He}, 2p){}^4\text{He}$ in the outer wing of the H-burning shell in models of 1.0 and 0.9 M_{\odot} . This inversion was already predicted by Ulrich (1972).

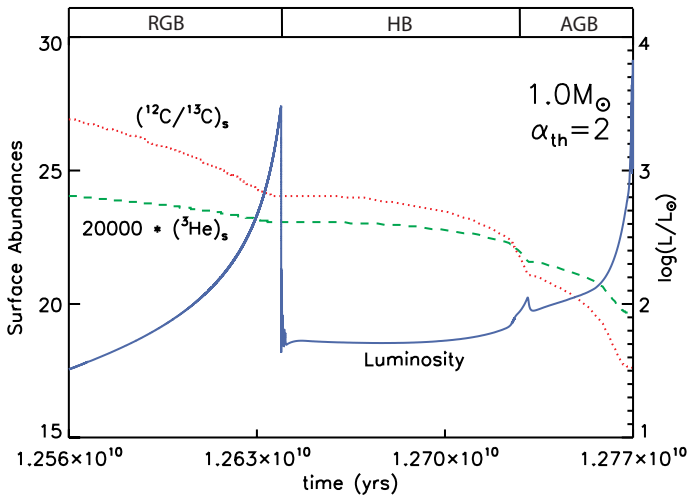


Fig. 3. Evolution of the surface abundance profiles of the $^{12}\text{C}/^{13}\text{C}$ ratio (dotted red line) and ^3He (dashed green line), and of the luminosity (solid blue line) from the onset of thermohaline mixing up to the AGB for a $1.0 M_{\odot}$ star.

We confirm an inversion in the mean molecular weight in the outer wing of the H-burning shell. This inversion occurs after the luminosity bump on the red giant branch in the 1.0 , 1.5 and $2.0 M_{\odot}$ models. The size of the μ -inversion depends on the local amount of ^3He and in the studied mass range decreases with increasing initial mass¹. According to Inequality 2 this inversion causes thermohaline mixing in the radiative buffer layer, the radiative region between the H-burning shell and the convective envelope. We emphasize that the extension of the region in which the mixing process is active is not chosen arbitrarily, but is calculated self-consistently by the code. This is done at each time step of the evolutionary calculation by checking which grid points fulfill condition 2. This is a major difference between models including thermohaline mixing and models where the extra mixing is provided by magnetic buoyancy (Busso et al. 2007; Nordhaus et al. 2008; Denissenkov et al. 2009). Indeed for the latter a self-consistent implementation is still not available in 1D stellar evolution codes, and the extension of the extra mixing has to be set arbitrarily.

In our $1 M_{\odot}$ model thermohaline mixing develops at the luminosity bump and transports chemical species between the H-burning shell and the convective envelope (see Fig. 2). This results in a change of the stellar surface abundances. Fig. 3 shows the evolution of the ^3He surface-abundance and of the ratio $\downarrow 1213$, qualitatively confirming the result of EDL06 and CZ07, namely that thermohaline mixing is depleting ^3He and lowering the ratio $\downarrow 1213$ on the giant branch. As already observed by CZ07, the surface abundance of ^{16}O is not affected because thermohaline mixing does not transport chemical species deep enough the H-burning shell.

Unlike the $1.0 M_{\odot}$ and the $1.5 M_{\odot}$ model, in the $2.0 M_{\odot}$ model thermohaline mixing starts but never connects the H-burning shell to the convective envelope. This is a direct consequence of the lower ^3He abundance, which results in smaller μ -inversion and therefore in a slower thermohaline mixing, ac-

¹ During the main sequence of these stars, the pp chain operates partially burning hydrogen to ^3He , but not beyond, into a wide zone outside the main energy-producing region. At the end of the core H-burning the first dredge-up mixes this ^3He with the stellar envelope. Because the main sequence lifetime is longer for lower mass stars, these are able to produce bigger amounts of ^3He .

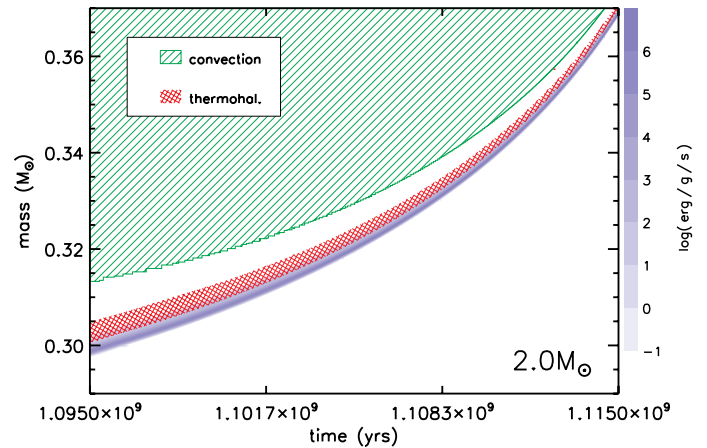


Fig. 4. Evolution of the region between the H-burning shell source and the convective envelope in the RGB phase after the onset of thermohaline mixing for a $2.0 M_{\odot}$ star. Green hatched regions indicate convection and red cross hatched regions indicate thermohaline mixing, as displayed in the legend. Blue shading shows regions of nuclear energy generation.

ording to Eq. 3. It is surprising that thermohaline mixing, once started in the outer wing of the H-burning shell, does not spread through the whole radiative buffer layer. In fact the H-shell burns in a chemically homogeneous region, meaning that no compositional barrier is expected to stop the instability. The reason is that the region unstable to thermohaline mixing moves too slowly in the mass coordinates and never catches-up with the quicker receding envelope. This situation is shown in Fig. 4. As a result no change in the stellar surface composition due to thermohaline mixing is observed during the RGB phase of the $2.0 M_{\odot}$ model.

In our $3.0 M_{\odot}$ model the H-burning shell never penetrates the homogeneous region left by the 1DUP. Accordingly thermohaline mixing does not occur during this phase.

In conclusion our models predict that before the He-core burning thermohaline mixing is able to change surface abundances only in stars with $M \lesssim 1.5 M_{\odot}$.

During the RGB evolution the choice of $\alpha_{\text{th}} = 2.0$, roughly corresponding to the prescription of Kippenhahn et al. (1980) for the thermohaline mixing, allows our stellar models to reach helium ignition without having depleted too much ^3He in the envelope. The presence of leftover ^3He allows thermohaline mixing to play a role also during a later evolutionary phase, as we show below.

5. Thermohaline mixing on the horizontal branch and during the AGB stage

While CZ07 and EDL07 investigate thermohaline mixing only during the RGB, we followed the evolution of our models until the thermally-pulsing AGB stage (TP-AGB). Indeed a μ -inversion is always created if a H-burning shell is active in a chemically homogeneous layer, the size of the inversion depending on the local abundance of ^3He . This happens not only during the RGB, but also during the horizontal branch (HB) and the AGB phase. As a result thermohaline mixing can also operate during these evolutionary phases (Cantiello & Langer 2008; Stancliffe 2010).

Depending on the efficiency of thermohaline mixing during the RGB, the ^3He can be exhausted at the end of this phase (e.g. in the models of CZ07). However, stars that avoid extra mixing

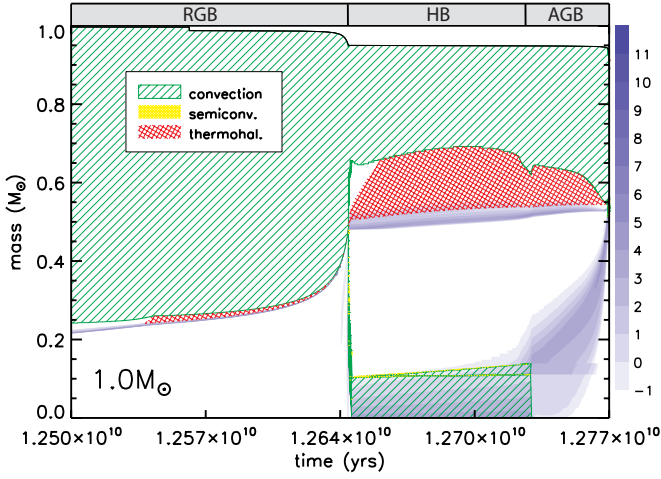


Fig. 5. Evolution of the internal structure of a $1.0 M_{\odot}$ star from the onset of thermohaline mixing to the asymptotic giant branch. Green hatched regions indicate convection, yellow filled regions represent semiconvection and red cross hatched regions indicate thermohaline mixing, as displayed in the legend. Blue shading shows regions of nuclear energy generation.

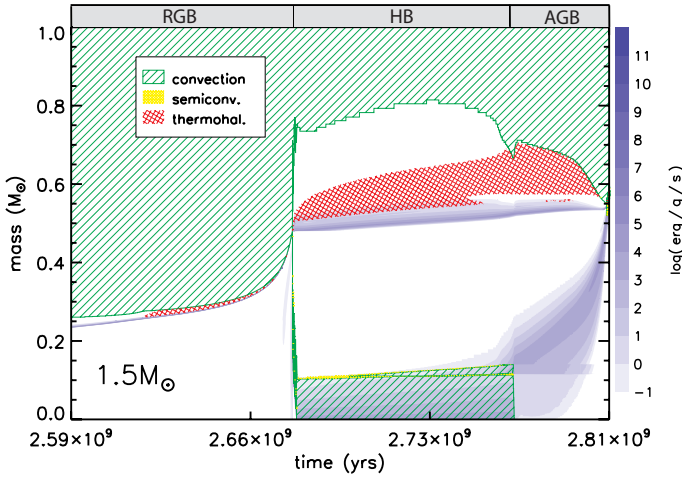


Fig. 6. Evolution of the internal structure of a $1.5 M_{\odot}$ star from the onset of thermohaline mixing to the AGB phase. Green hatched regions indicate convection, yellow regions represent semiconvection and regions of thermohaline mixing are red cross hatched, as is displayed in the legend. Blue shading shows regions of nuclear energy generation.

during the RGB are observed (Charbonnel & Do Nascimento 1998). For these stars the ${}^3\text{He}$ reservoir is intact at He ignition, and thermohaline mixing has the potential to play an important role during the HB and AGB phases. This is confirmed by the evolutionary calculations presented in Sect. 5.1 and 5.2.

5.1. Horizontal branch

After the core He-flash, helium is burned in the core, while a H-burning shell is still active below the convective envelope. In our $1 M_{\odot}$ model we found that during this phase thermohaline mixing is present and can spread through the whole radiative buffer

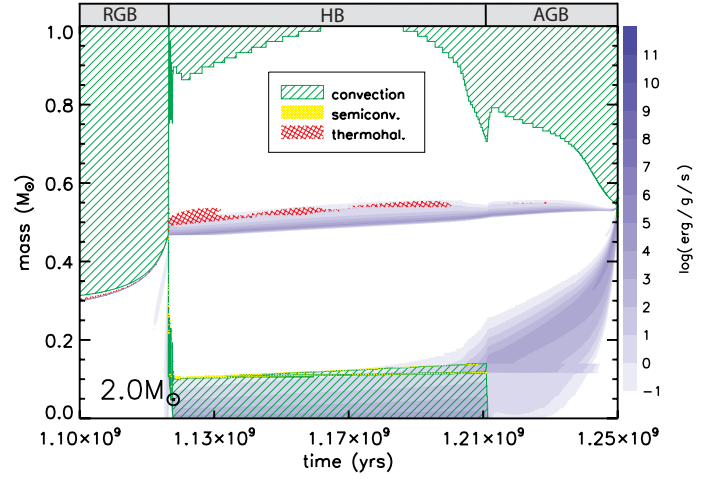


Fig. 7. Evolution of the internal structure of a $2.0 M_{\odot}$ star from the onset of thermohaline mixing to the AGB phase. Green hatched regions indicate convection, yellow regions represent semiconvection and regions of thermohaline mixing are red cross hatched, as is displayed in the legend. Blue shading shows regions of nuclear energy generation.

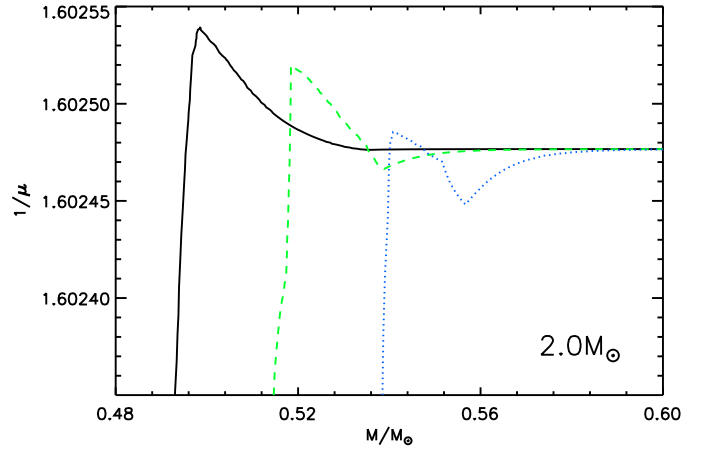


Fig. 8. Profiles of the reciprocal mean molecular weight ($1/\mu$) in the region above the H-burning shell. The plot shows three successive times in a $2 M_{\odot}$ model during the horizontal branch. The black, continuous line represents the model at $t = 1.13 \times 10^9$; the green, dashed line shows the same model at $t = 1.16 \times 10^9$, while the blue, dotted line is the $1/\mu$ profile at $t = 1.21 \times 10^9$.

layer. This is clear in Fig. 5 where thermohaline mixing (red, cross hatched region) extends from the H-shell to the convective envelope also after ignition of the core He-burning (HB label in the plot). Accordingly surface abundances change during this phase, as shown in Fig. 3. Here a change of surface abundances is also visible after the luminosity peak corresponding to the core He-flash.

Contrary to the $1 M_{\odot}$ model, in our 1.5 and $2.0 M_{\odot}$ models thermohaline mixing does not change the surface abundances during the HB phase. In the $1.5 M_{\odot}$ model the instability succeeds in connecting the H-shell and the convective envelope only at the end of the core He-burning (Fig. 6), while in the $2.0 M_{\odot}$ model this is never achieved (Fig. 7). In the latter case thermohaline diffusion is confined to a tiny layer on top of the H-

burning shell, never spreading through the radiative layer (the red cross-hatched region in Fig. 7). This is due to a μ -barrier, which stops the development of the instability. In Fig. 8 we show the profile of $1/\mu$ for the $2.0 M_{\odot}$ model at three successive times during core He-burning: the initial peak created by the reaction ${}^3\text{He}({}^3\text{He}, 2p){}^4\text{He}$ gets smaller, while a dip begins to be visible at slightly higher mass coordinate, i.e. at a lower temperature. This μ -barrier is responsible for stopping the instability; this process is discussed in greater detail in Appendix A.

In the $3.0 M_{\odot}$ model the H-burning shell enters for the first time the chemically homogeneous region after igniting He in the core. However, in this case also thermohaline mixing does not change the surface abundances because is not able to connect the H-burning shell with the convective envelope.

We conclude that in our models thermohaline mixing during the HB changes the surface abundances only in stars with $M < 1.5 M_{\odot}$.

5.2. Asymptotic giant branch

The subsequent evolutionary phase is characterized by two burning shells and a degenerate core. The star burns H in a shell and the ashes of this process feed an underlying He-burning shell. This is referred to as the asymptotic giant branch (AGB) phase.

During the low-luminosity part of the AGB thermohaline mixing works under the same conditions present in the last part of the HB phase (see Fig. 5, label AGB). In $1.0 M_{\odot}$ and $1.5 M_{\odot}$ models, thermohaline mixing connects the shell source to the envelope. As a consequence surface abundances change, as shown for our $1.0 M_{\odot}$ model in Fig. 3 (label AGB). Similarly to the RGB and HB phases, no thermohaline mixing is present in models with an initial mass higher than $1.5 M_{\odot}$.

During the most luminous part of the AGB the He shell periodically experiences thermal pulses (TPs); in stars more massive than $\sim 2 M_{\odot}$ these thermal pulses are associated with a deep penetration of the convective envelope, the so-called third dredge-up (3DUP). In our $1 M_{\odot}$ model we find thermohaline mixing to be present also in the TP-AGB. The instability propagates through the thin radiative buffer region (“thin” in mass coordinates), and reaches the convective envelope. This situation is illustrated in Fig. 11. But there thermohaline mixing only leads to negligible changes in the surface abundances. This because of to the very short timescale of this evolutionary stage and because most of the ${}^3\text{He}$ has already been burned in previous evolutionary phases. Overall in our models we found no impact of thermohaline mixing on the surface abundances of ${}^3\text{He}$ and on the $\text{D}/13$ ratio during the TP-AGB phase. On the other hand thermohaline mixing can affect the surface abundance of lithium, as we discuss in Sect. 7.

We want to stress here that the presence and impact on surface abundances of thermohaline mixing during the TP-AGB, critically depends on the local ${}^3\text{He}$ abundance and on the value of the efficiency factor α_{th} . This is because the local ${}^3\text{He}$ abundance is related to the previous history of mixing, which in turn also depends on the efficiency α_{th} of the diffusion process. We do not know the correct value of α_{th} in stellar interiors. Indeed α_{th} could also depend on stellar parameters such as rotation, metallicity or magnetic fields (see Sect. 6), and it could well be that it changes in the same star through different evolutionary phases. Therefore our predictions for the changes of surface abundances due to thermohaline mixing, especially during the TP-AGB phase, are strongly affected by these uncertainties. Further study is needed to clarify the picture.

6. Other mixing processes

6.1. Other mixing processes in our models

In our $1.0 M_{\odot}$ and $1.5 M_{\odot}$ models we found that in the relevant layers thermohaline mixing has generally higher diffusion coefficients than rotational instabilities and magnetic diffusion. Figure 9 clearly shows that rotational and magnetically induced chemical diffusion is negligible compared to the thermohaline mixing in our $1.0 M_{\odot}$ model. The only rotational instability acting on a shorter timescale is the dynamical shear instability, visible in Fig. 9 as a spike at the lower boundary of the convective envelope. This instability works on the dynamical timescale in regions of a star where a high degree of differential rotation is present; it sets in if the energy that can be gained from the shear flow becomes comparable to the work which has to be done against the potential for an adiabatic turn-over of a mass element (“eddy”) (Heger 1998). However, if present, this instability acts only in a very small region (in mass coordinates) at the bottom of the convective envelope. As a result thermohaline mixing is still setting the timescale for the diffusion of chemical species from the convective envelope to the H-burning shell.

In models of $2.0 M_{\odot}$ and $3.0 M_{\odot}$ thermohaline mixing is less efficient due to the lower abundance of ${}^3\text{He}$. At the same time rotational instabilities and magnetic diffusion have bigger diffusion coefficients, mainly because these models have initial equatorial velocities of 140 and 250 km s^{-1} respectively. Figure 10 shows how during core He-burning rotational mixing and magnetic diffusion become more important than thermohaline mixing in the $2 M_{\odot}$ model. The radiative buffer layer is dominated by the Eddington-Sweet circulation, dynamical shear, and magnetic diffusion. Yet the rotational mixing diffusion coefficient is still too small to allow the surface abundances to change appreciably in this phase, in agreement with results from Palacios et al. (2006). The same conclusion is valid for the magnetic diffusion, which has the same order of magnitude as the rotational diffusion in the radiative buffer layer. Our models are calculated with the Kippenhahn et al. (1980) prescription for thermohaline mixing, which implies a smaller diffusion coefficient with respect to that proposed by Ulrich (1972). As a consequence the result that thermohaline mixing has in general a higher impact than rotational mixing and magnetic diffusion in the relevant layers is valid regardless of which of the two prescriptions was chosen.

6.2. Critical model ingredients

The results described above are obtained with a particular model for rotational mixing and angular momentum transport, for which several assumptions need to be made. Here we discuss the two most important assumptions in the present context. The first assumption is that angular momentum transport in convection zones can be described with a diffusion approximation and a diffusion coefficient derived from the mixing length theory (Sect. 3). The result is near rigid rotation in convection zones. Recent 3D hydrodynamic models of rotating red giant convective zones (Steffen & Freytag 2007; Brun & Palacios 2009) indicate that the picture may be more complex. Brun & Palacios (2009) find radial profiles intermediate between constant angular momentum and constant angular velocity, with a large dependence on the rotation rate of the star. While no general conclusion can easily be drawn from these studies, we may wonder how a reduced angular momentum transport efficiency in the convective envelope might affect our results. While detailed models would be required to exhaustively answer this question,

we can expect that a more rapidly rotating base of the convective envelope would lead to less shear, and would thus render shear mixing in the layers below the envelope less relevant.

A second crucial assumption is the adoption of magnetic angular momentum transport according to Spruit (2002). Even though the Spruit-Taylor dynamo has been criticized (Denissenkov & Pinsonneault 2007; Zahn et al. 2007), an efficient angular momentum transport mechanism like the Spruit-Taylor dynamo is clearly needed to understand the observed slow rotation of stellar remnants (Heger et al. 2005; Suijs et al. 2008). While angular momentum transport through gravity waves has been advocated as an interesting alternative (Talon & Charbonnel 2003, 2008), it remains to be demonstrated that this mechanism can work to break the rotation of the helium core in the post-main sequence stages of stellar evolution. Therefore, while the reader should be aware of the related uncertainties, using the Spruit-Taylor dynamo at this time appears reasonable.

6.3. Interaction of instabilities

The discussion of the interactions of thermohaline motions with the rotational instabilities and magnetic fields is complex. In this respect Canuto (1999) argues that shear due to differential rotation decreases the efficiency of thermohaline mixing. Not only Denissenkov & Pinsonneault (2008) claim that rotation-induced horizontal turbulent diffusion may suppress thermohaline mixing. This is because horizontal diffusion (molecular plus turbulent) may change the mean molecular weight of the fluid element during its motion. They argue that this horizontal diffusion is able to halt thermohaline mixing. We think this argument is correct in an ideal situation, in which a single blob of material is crossing an infinite, parallel slab. Yet in a star the horizontal turbulence is acting on a shell, which can be locally approximated to a parallel slab with periodic boundary conditions in the horizontal direction. This horizontal layer (shell) is rapidly homogenized by the horizontal turbulence. Fingers trying to cross this horizontal layer are quickly disrupted and mixed. This results in a rapid increase of the mean molecular weight μ in the shell, so that the region will become unstable to thermohaline mixing. A new generation of fingers is therefore expected. But the presence of horizontal turbulence is probably making fingers an unlikely geometrical configuration: blobs that travel a small distance before the turbulence is mixing them on a horizontal layer are more likely. This way thermohaline mixing is not stopped, but only slowed down. This scenario would favor the Kippenhahn et al. (1980) prescription, which actually predicts blobs traveling a distance comparable to their size.

Another interesting idea has been proposed by Charbonnel & Zahn (2007a). They claim that internal magnetic fields can play a stabilizing role, trying to counteract the destabilizing effect of the inverse μ gradient. Their conclusion is that thermohaline mixing can be inhibited by a magnetic field stronger than $10^4 - 10^5$ Gauss. But they warn that their analysis ignores both stellar rotation and the spatial variation of B , which results in neglecting any possible instability of the magnetic field itself (e.g., Spruit 1999).

The instability of magnetic fields below the convective envelope of RGB and AGB stars has been discussed by Busso et al. (2007) and Nordhaus et al. (2008). They argue that dynamo-produced buoyant magnetic fields could provide the source of extra mixing in these stars.

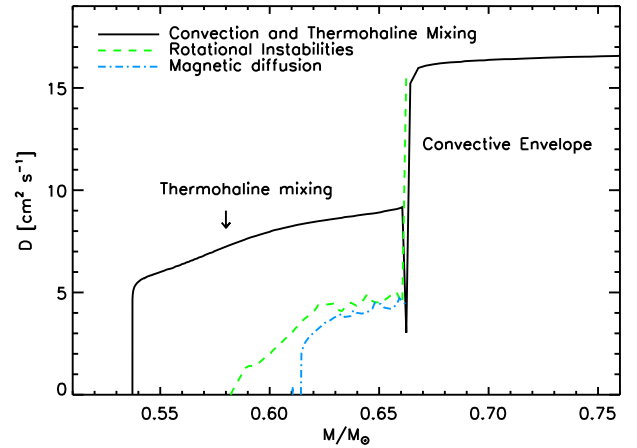


Fig. 9. Diffusion coefficients in the region between the H-burning shell and the convective envelope for the $1.0 M_{\odot}$ model during the HB ($t = 1.267 \times 10^{10}$). The initial equatorial velocity of the model is 10 km s^{-1} . The black, continuous line shows convective and thermohaline mixing diffusion coefficients, the green, dashed line is the sum of the diffusion coefficients due to rotational instabilities, while the blue, dot-dashed line shows the magnitude of the magnetic diffusion coefficient.

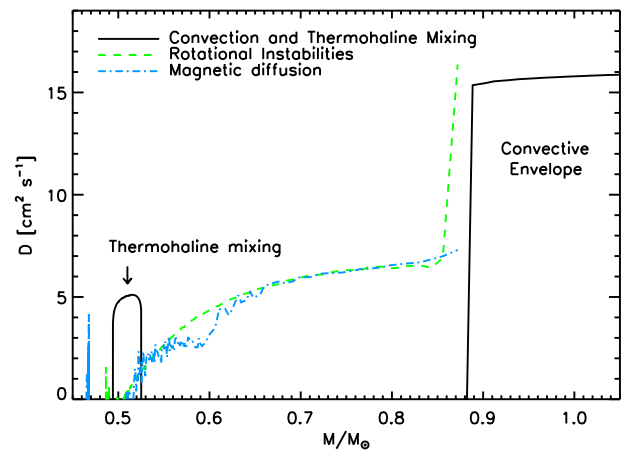


Fig. 10. Diffusion coefficients in the region between the H burning shell and the convective envelope for the $2.0 M_{\odot}$ model during core He-burning ($t = 1.124 \times 10^9$). The initial equatorial velocity of the model is 140 km s^{-1} . The black, continuous line shows convective and thermohaline mixing diffusion coefficients, the green, dashed line is the sum of the diffusion coefficients due to rotational instabilities while the blue, dot-dashed line shows the magnitude of magnetic diffusion coefficient.

7. Lithium-rich giants

Lithium is a fragile element, which is destroyed at temperatures higher than about $3 \times 10^6 \text{ K}$. For this reason it is expected that lithium should decrease from its initial value during the evolution of stars. On the other hand, observations have shown that about 2% of giants show strong Li lines (e.g., Wallerstein & Sneden 1982; Brown et al. 1989). Some of these stars even show surface Li-abundances higher than the interstellar values.

For intermediate mass stars a possible solution was proposed by Cameron & Fowler (1971), who showed how a net production of ${}^7\text{Li}$ can be achieved during hot-bottom burning (HBB). During HBB the convective envelope penetrates into the H-shell burning, where ${}^7\text{Be}$ is produced by the pp-chain. In this situation the unstable isotope ${}^7\text{Be}$ can be transported to cooler temperatures by the convective motions, decaying into ${}^7\text{Li}$ in regions of the envelope where the temperature is low enough for lithium to survive. This results in Li-enrichment at the surface.

At solar metallicity stars below $\sim 5 M_{\odot}$ do not experience hot-bottom burning (Forestini & Charbonnel 1997), whereas at $Z = 0$ hot-bottom burning is found down to $3 M_{\odot}$ (Siess et al. 2002). For stars avoiding hot-bottom burning, some other mechanism is needed in order to increase the Li surface-abundance. A possibility is that some kind of extra mixing connects the H-burning shell and the convective envelope, which in the literature is often referred to as the cool bottom process (CBP). The work of Charbonnel & Balachandran (2000) supports this hypothesis. Indeed they found Li-rich stars to be either red giants at the luminosity bump or early-AGB stars before the second dredge-up, in agreement with the idea that some internal mixing occurs when the H-burning shell enters a homogeneous region. A lithium production during the RGB evolution is also supported by the recent observations of Gonzalez et al. (2009), who find lithium enriched red giants at the luminosity bump or at higher luminosities.

Uttenthaler et al. (2007) reported the detection of low-mass, Li-rich AGB stars in the galactic bulge. Interestingly two of the four stars which show surface-Li enhancement present no evidence for third dredge-up, and thermohaline mixing is advocated as a possible source for the extra mixing.

In our calculations we found that the Li surface-abundance is affected by thermohaline mixing during the evolution of low-mass stars. While Li is burned during the RGB and HB, thermohaline mixing has the potential to enhance the Li surface-abundance during the TP-AGB phase. To show this, we computed stellar evolution calculations of the TP-AGB phase in 1 and $3 M_{\odot}$ with different values of α_{th} . An example of the evolution of the Li surface-abundance in the $3 M_{\odot}$ model during one thermal pulse is shown in Fig. 12. Our models qualitatively confirm that this instability can enhance the surface Li abundances in low-mass AGB stars, even if we can not quantitatively reproduce the high level of enrichment observed by Uttenthaler et al. (2007). To reach the values of Uttenthaler et al. (2007) a value of α_{th} much higher than those proposed by Kippenhahn et al. (1980) and Ulrich (1972) is needed. As discussed in Sect. 5.2, a quantitative study requires a better knowledge of the efficiency parameter for thermohaline mixing α_{th} .

The observations of Uttenthaler et al. (2007) show that only 4 out of 27 galactic bulge stars are Li-enriched. If thermohaline mixing is the physical process providing the high Li-enrichment observed, we still have to understand why only 15% of the sample show this strong enhancement. One possibility is that these stars did not experience thermohaline mixing in previous evolutionary phases. This would leave the ${}^3\text{He}$ reservoir intact, leading to a much more efficient mixing during the TP-AGB phase. This scenario requires a way to prevent the extra mixing during the RGB and HB phases. Charbonnel & Zahn (2007a) have proposed that strong magnetic fields stop thermohaline mixing in those red giants stars that are the descendants of Ap stars. They call these stars “thermohaline deviant stars”.

Because the fraction of Ap stars relative to A stars (5-10 %), the number of red giants that seem to avoid the extra mixing ($\sim 4\%$) and the observed fraction of Li-enriched AGB stars (15%) are

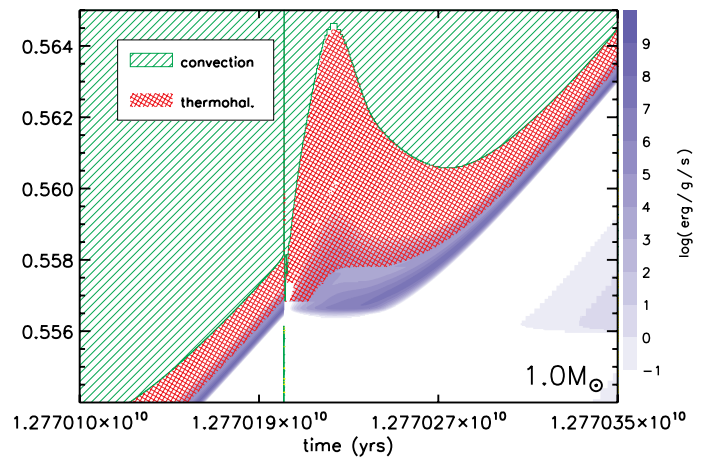


Fig. 11. Evolution of the region between the H-burning shell source and the convective envelope during a thermal pulse in a $1.0 M_{\odot}$ star. Green hatched regions indicate convection, and regions of thermohaline mixing are red-cross hatched, as displayed in the legend. Blue shading shows regions of nuclear energy generation. This model is evolved from the zero-age main sequence to the TP-AGB with $\alpha_{\text{th}} = 2$.

similar, it may be possible that we are looking at the same group of stars at different evolutionary stages. If this is the case, it remains to be understood why the process that inhibits the mixing during the RGB and HB phases is not at work during the AGB.

A further complication arises from the observations of Drake et al. (2002), showing that the incidence of Li-rich giants is much higher among fast-rotating objects. They consider single-K giants and find that among rapid rotators ($v \sin i \geq 8 \text{ km s}^{-1}$) a very large proportion ($\sim 50\%$) is Li-rich, in contrast with a very low proportion ($\sim 2\%$) of Li-rich stars among the much more common slowly rotating giants. Thermohaline mixing is not driven by rotational energy, and if any effect would be expected, it would be a lower efficiency of the mixing with increasing shear and horizontal turbulence (Canuto 1999; Denissenkov & Pinsonneault 2008). On the other hand, an increase in the mixing efficiency with the rotation rate is expected if the physical mechanism behind the extra mixing is magnetic buoyancy (Busso et al. 2007; Nordhaus et al. 2008; Denissenkov et al. 2009). In this case rotation is necessary to amplify the magnetic field below the convective envelope. Another possibility is that lithium has an external origin, resulting from accretion and ingestion of planets or a brown dwarf by an expanding red giant (e.g., Siess & Livio 1999a,b). Mass transfer or wind accretion in a binary system is also a possible scenario.

The far-IR excess, which is observed in all fast rotating, Li enriched giants, is another interesting piece of the puzzle (Drake et al. 2002; Reddy & Lambert 2005). While models in which some kind of accretion process occurs could explain the IR excess, the internal production of lithium cannot reproduce these observations (but see Palacios et al. 2001). We refer to Drake et al. (2002) for an accurate review of the proposed mechanism for the formation of Li-rich giants.

8. Conclusion

We qualitatively confirm the results of CL07: thermohaline mixing in low-mass giants is capable of destroying large quantities of ${}^3\text{He}$, as well as decreasing the ratio μ_{213} . Thermohaline mix-

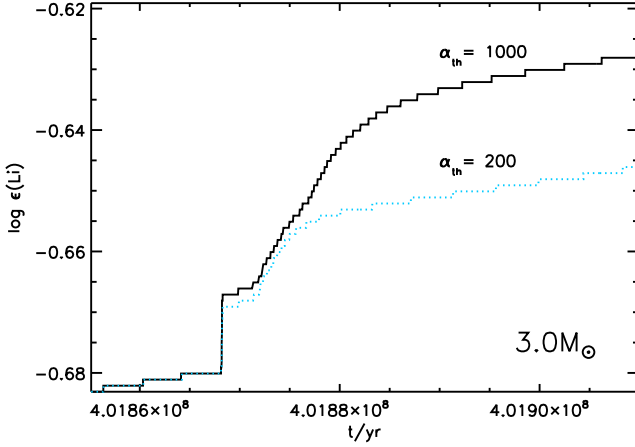


Fig. 12. Evolution of Li surface-abundance during one thermal pulse in a $3 M_{\odot}$ model. The black, continuous line shows a model evolved with $\alpha_{\text{th}} = 1000$; the blue, dotted line refers to the same model evolved with a thermohaline mixing efficiency $\alpha_{\text{th}} = 200$. In both cases the model experiences third dredge-up. The evolution of the star prior to the TP-AGB has been calculated with $\alpha_{\text{th}} = 2$.

ing indeed starts when the H-burning shell source moves into the chemically homogeneous layers established by the first dredge-up. At solar metallicity we find that this process is working only in stars with a mass below $1.5 M_{\odot}$. This result is sensitive to the choice of the α_{th} parameter, which regulates the speed of thermohaline mixing.

Our models show further that thermohaline mixing remains important during core He-burning and can also operate on the AGB — including the thermally-pulsing AGB stage. Depending on the efficiency of the mixing process, this can result in considerable lithium enrichment.

Our calculations show that in the relevant layers thermohaline mixing generally has a higher diffusion coefficient than rotational instabilities and magnetic diffusion. However, we cannot address the interaction of thermohaline motions with differential rotation and magnetic fields, for which hydrodynamic calculations are required.

In stellar evolution codes thermohaline mixing is implemented as a diffusive process. This process acts on a thermal timescale, but the exact velocity of the motion depends on a parameter α_{th} . This parameter is related to the geometry of the fingers (or blobs) displacing the stellar material and is still a matter of debate. The two widely used prescriptions have a parameter α_{th} that differs by two orders of magnitude. We used the Kippenhahn et al. (1980) prescription, even though we also investigated the effect of using different values of α_{th} in a few calculations. Charbonnel & Zahn (2007b) used a much more efficient thermohaline mixing (Ulrich 1972), justifying their choice on the basis of laboratory experiments of thermohaline mixing performed in water, and on the observations of surface abundances of red giants.

But the physical conditions inside a star are very different from these laboratory experiments, which clearly cannot be used for a quantitative study of this hydrodynamic instability. Moreover it is not clear if thermohaline mixing is the only physical process responsible for the extra mixing, and therefore it is not possible to calibrate its efficiency against the observations.

We argue that it is not possible at this stage to firmly identify thermohaline mixing as the cause of the observed surface abundances in low-mass giants (Gratton et al. 2000). In particular the long standing ${}^3\text{He}$ problem cannot be considered as solved.

In agreement with CZ07 we claim that to clarify the picture it would be desirable to have realistic hydrodynamic simulations of thermohaline mixing.

Acknowledgements. MC thanks Steve N. Shore, Maria Lugaro, Onno Pols, Evert Glebbeek, Selma de Mink, Jonathan Braithwaite, Miro Mocák and John Lattanzio for helpful discussions. MC acknowledges support from the International Astronomical Union and from the Leids Kerkhoven-Bosscha Fonds.

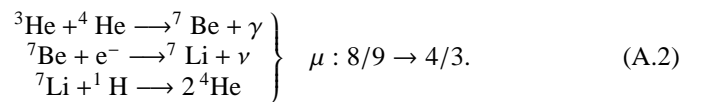
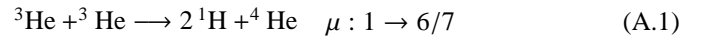
Appendix A: how to stop thermohaline mixing

For models of $M > 1.5 M_{\odot}$ we found two situations in which thermohaline mixing fails to connect the H-burning shell with the convective envelope:

1. The envelope is receding in mass coordinates and the thermohaline mixing is not fast enough to catch-up. This situation is shown in Fig. 4.
2. A chain of reactions rising the mean molecular weight can create a barrier that stops the mixing process.

The second scenario occurs depending on the efficiency of the reactions rising the molecular weight in the outer wing of the H-burning shell. The reactions responsible for creating this compositional barrier are ${}^3\text{He}({}^4\text{He}, \gamma){}^7\text{Be}(\text{e}^-, \nu){}^7\text{Li}({}^1\text{H}, \alpha){}^4\text{He}$. In the first one ${}^3\text{He}$ and ${}^4\text{He}$ produce ${}^7\text{Be}$ that rapidly decays into ${}^7\text{Li}$. The lithium easily reacts with a proton producing two α -particles; this way the initial molecular weight of $8/9$ rises to the value $4/3$. This occurs in the outer wing of the H-burning shell, at a lower temperature with respect to the region where the mean molecular weight inversion discussed by EDL06 and CZ07 is present. As a consequence thermohaline mixing is halted (see Figs. 7 and 8).

Therefore two sets of reactions play a role in the evolution of thermohaline mixing in the region between the H-burning shell and the convective envelope:



As a consequence, the efficiency in starting and stopping thermohaline mixing is regulated by the local abundance of ${}^3\text{He}$ and ${}^4\text{He}$. The first reaction in the chain A.2 has a lower rate than reaction A.1 at the temperatures in the region of interest. However, ${}^3\text{He}({}^4\text{He}, \gamma){}^7\text{Be}$ depends linearly on the local abundance of ${}^3\text{He}$ and ${}^4\text{He}$, while reaction A.1 depends quadratically on the abundance of ${}^3\text{He}$. Increasing the initial mass of the stellar model, the ratio ${}^3\text{He}/{}^4\text{He}$ decreases in the radiative buffer layer (e.g., Boothroyd & Sackmann 1999). Consequently if one increases the initial mass, the set of reactions A.2 at some point becomes more important than A.1, meaning that a compositional barrier is created. This explains why we observe a threshold in mass at about $1.5 M_{\odot}$, above which thermohaline mixing is not efficient anymore.

Note that both scenarios 1. and 2. depend on α_{th} , i.e. on the speed of the mixing process. Increasing the value of α_{th} makes thermohaline mixing more difficult to be stopped; therefore the value of the mass threshold depends on the choice of α_{th} .

References

- Bascoul, G. P. 2007a, Ph.D. Thesis
- Bascoul, G. P. 2007b, in IAU Symposium, ed. T. Kuroda, H. Sugama, R. Kanno, & M. Okamoto, Vol. 239, 317–319
- Boothroyd, A. I. & Sackmann, I.-J. 1999, *ApJ*, 510, 232
- Braun, H. 1997, PhD thesis, Ludwig-Maximilians-Univ. München, (1997)
- Brown, J. A., Sneden, C., Lambert, D. L., & Dutchover, E. J. 1989, *ApJS*, 71, 293
- Brun, A. S. & Palacios, A. 2009, *ApJ*, 702, 1078
- Busso, M., Wasserburg, G. J., Nollett, K. M., & Calandra, A. 2007, *ApJ*, 671, 802
- Cameron, A. G. W. & Fowler, W. A. 1971, *ApJ*, 164, 111
- Cantiello, M. & Langer, N. 2008, in IAU Symposium, Vol. 252, IAU Symposium, ed. L. Deng & K. L. Chan, 103–109
- Canuto, V. M. 1999, *ApJ*, 524, 311
- Charbonnel, C. & Balachandran, S. C. 2000, *A&A*, 359, 563
- Charbonnel, C. & Do Nascimento, Jr., J. D. 1998, *A&A*, 336, 915
- Charbonnel, C. & Zahn, J.-P. 2007a, *A&A*, 476, L29
- Charbonnel, C. & Zahn, J.-P. 2007b, *A&A*, 467, L15
- de Greve, J. P. & Cugier, H. 1989, *A&A*, 211, 356
- Denissenkov, P. A. & Pinsonneault, M. 2007, *ApJ*, 655, 1157
- Denissenkov, P. A. & Pinsonneault, M. 2008, *ApJ*, 684, 626
- Denissenkov, P. A., Pinsonneault, M., & MacGregor, K. B. 2009, *ApJ*, 696, 1823
- Drake, N. A., de la Reza, R., da Silva, L., & Lambert, D. L. 2002, *AJ*, 123, 2703
- Eggleton, P. P., Dearborn, D. S. P., & Lattanzio, J. C. 2006, *Science*, 314, 1580
- Endal, A. S. & Sofia, S. 1978, *ApJ*, 220, 279
- Forestini, M. & Charbonnel, C. 1997, *A&AS*, 123, 241
- Gonzalez, O. A., Zoccali, M., Monaco, L., et al. 2009, *A&A*, 508, 289
- Gratton, R. G., Sneden, C., Carretta, E., & Bragaglia, A. 2000, *A&A*, 354, 169
- Heger, A. 1998, Ph.D. Thesis
- Heger, A., Langer, N., & Woosley, S. E. 2000, *ApJ*, 528, 368
- Heger, A., Woosley, S. E., & Spruit, H. C. 2005, *ApJ*, 626, 350
- Kippenhahn, R., Ruschenplatt, G., & Thomas, H.-C. 1980, *A&A*, 91, 175
- Krishnamurti, R. 2003, *Journal of Fluid Mechanics*, 483, 287
- Merryfield, W. J. 1995, *ApJ*, 444, 318
- Nordhaus, J., Busso, M., Wasserburg, G. J., Blackman, E. G., & Palmerini, S. 2008, *ApJ*, 684, L29
- Palacios, A., Charbonnel, C., & Forestini, M. 2001, *A&A*, 375, L9
- Palacios, A., Charbonnel, C., Talon, S., & Siess, L. 2006, *A&A*, 453, 261
- Pinsonneault, M. 1997, *ARA&A*, 35, 557
- Pinsonneault, M. H., Kawaler, S. D., Sofia, S., & Demarque, P. 1989, *ApJ*, 338, 424
- Reddy, B. E. & Lambert, D. L. 2005, *AJ*, 129, 2831
- Reimers, D. 1975, *Memoires of the Societe Royale des Sciences de Liege*, 8, 369
- Sarna, M. J. 1992, *MNRAS*, 259, 17
- Siess, L. 2009, *A&A*, 497, 463
- Siess, L. & Livio, M. 1999a, *MNRAS*, 304, 925
- Siess, L. & Livio, M. 1999b, *MNRAS*, 308, 1133
- Siess, L., Livio, M., & Lattanzio, J. 2002, *ApJ*, 570, 329
- Spruit, H. C. 1999, *A&A*, 349, 189
- Spruit, H. C. 2002, *A&A*, 381, 923
- Stancliffe, R. J. 2010, *MNRAS*, 403, 505
- Stancliffe, R. J., Glebbeek, E., Izzard, R. G., & Pols, O. R. 2007, *A&A*, 464, L57
- Steffen, M. & Freytag, B. 2007, *Astronomische Nachrichten*, 328, 1054
- Stern, M. E. 1960, *Tellus*, 12, 172
- Suijs, M. P. L., Langer, N., Poelarends, A.-J., et al. 2008, *A&A*, 481, L87
- Talon, S. & Charbonnel, C. 2003, *A&A*, 405, 1025
- Talon, S. & Charbonnel, C. 2008, *A&A*, 482, 597
- Tassoul, J.-L. 2000, *Stellar Rotation* (Cambridge University Press)
- Ulrich, R. K. 1972, *ApJ*, 172, 165
- Uttenhaler, S., Lebzelter, T., Palmerini, S., et al. 2007, *A&A*, 471, L41
- Vauclair, S. 2004, *ApJ*, 605, 874
- Wallerstein, G. & Sneden, C. 1982, *ApJ*, 255, 577
- Wellstein, S., Langer, N., & Braun, H. 2001, *A&A*, 369, 939
- Yoon, S.-C., Langer, N., & Norman, C. 2006, *A&A*, 460, 199
- Zahn, J., Brun, A. S., & Mathis, S. 2007, *A&A*, 474, 145