

# Multi-band effect in the noncentrosymmetric superconductors $\text{Mg}_{12-\delta}\text{Ir}_{19}\text{B}_{16}$ revealed by Hall effect and magnetoresistance measurements

Gang Mu, Huan Yang, and Hai-Hu Wen\*

National Laboratory for Superconductivity, Institute of Physics and Beijing National Laboratory for Condensed Matter Physics, Chinese Academy of Sciences, P.O. Box 603, Beijing 100190, People's Republic of China

We report the longitudinal resistivity and Hall effect measurements on the noncentrosymmetric superconducting  $\text{Mg}_{12-\delta}\text{Ir}_{19}\text{B}_{16}$  samples with different critical transition temperatures. A strong temperature dependence of the Hall coefficient  $R_H$  and nonlinear magnetic field dependence of the Hall resistivity  $\rho_{xy}$  in wide temperature region are observed, suggesting a strong multi-band effect in this system. Moreover, a large magnetoresistance up to 20% is found at the field of 9 T. We also observe the violation of the Kohler's rule from our magnetoresistance data, further confirming the presence of multi-band effect in our samples. A detailed analysis shows that the data can't be simply described within the two-band scenario at low temperatures, so we argue that there may be more than two bands contributing to the conduction of the samples.

PACS numbers: 74.25.F-, 73.43.Qt, 74.70.Dd

## I. INTRODUCTION

The study on superconductors without inversion symmetry has attracted growing interest in the past years.<sup>1-9</sup> The penetration depth and NMR measurements<sup>10,11</sup> in two noncentrosymmetric superconductors,  $\text{Li}_2\text{Pt}_3\text{B}$  and  $\text{Li}_2\text{Pd}_3\text{B}$ , with similar structure have shown that the absence of inversion symmetry along with stronger spin-orbit coupling may allow an admixture of spin-singlet and spin-triplet pairings.  $\text{Mg}_{10}\text{Ir}_{19}\text{B}_{16}$  (hereafter abbreviated as  $\text{MgIrB}$ ) is another typical material without inversion symmetry.<sup>12</sup> The specific heat and NMR measurements have shown that the Cooper pairs in  $\text{MgIrB}$  are predominantly in the spin-singlet state with an isotropic s-wave gap.<sup>13,14</sup> Meanwhile, the unconventional pairing state is also suggested by the tunneling spectroscopy and penetration depth measurements in this system.<sup>15,16</sup> The electronic structure of  $\text{MgIrB}$  has been calculated using the Korringa-Kohn-Rostoker method showing a rather complex band structure near the Fermi surface.<sup>17</sup> Therefore, one may expect a notable multi-band effect in this system. However, no report about this issue can be seen from the experimental side. So an in-depth study using the Hall effect and magnetoresistance (MR) measurements is required.

We have known that, in conventional metals, the Hall coefficient  $R_H$  is almost independent of temperature in a rather wide temperature region. However, a clear temperature dependence of  $R_H$  have been found in the underdoped cuprate superconductors and multi-band superconductor  $\text{MgB}_2$ .<sup>18-21</sup> The nonlinear magnetic field dependence of the Hall resistivity  $\rho_{xy}$  and rather large MR are also observed in  $\text{MgB}_2$  thin films,<sup>22,23</sup> which are attributed to the strong multi-band effect. Recently, the multi-band behaviors are also revealed in the newly discovered iron-based superconductors by the Hall effect measurements.<sup>24,25</sup>

In this paper, we report a detailed investigation on the transport properties on high-quality noncentrosymmetric  $\text{MgIrB}$  samples with different critical transition temperatures. We found a strong temperature dependence of the Hall coefficient  $R_H$  and nonlinear magnetic field dependence of the Hall resistivity  $\rho_{xy}$  in wide temperature region, which were attributed to

the multi-band effect in the system. Moreover, a large magnetoresistance ( $\Delta\rho/\rho_0$ ) and the violation of the Kohler's rule were observed in all the samples, further confirming the argument about multi-band effect.

## II. EXPERIMENT AND SAMPLE CHARACTERIZATION

The  $\text{MgIrB}$  polycrystalline samples used in this study were prepared using a standard method of solid state reaction. The synthesizing process is the same as our previous work<sup>13</sup> except that a relatively long time up to 10 hours was used in the second sintering process. The samples were cut into a bar shape with typical dimensions of  $3.2 \times 1.8 \times 0.3 \text{ mm}^3$ . A six-probe technique was employed to carry out the measurements, which ensures us to measure the longitudinal and Hall resistivity simultaneously at each temperature. The magnetic field up to 9 T was applied perpendicular to the sample surface.

The x-ray diffraction (XRD) measurements of our samples were carried out by a *Mac - Science* MXP18A-HF diffractometer with the  $\text{Cu-K}\alpha$  radiation. The ac susceptibility was measured based on an Oxford cryogenic system (Maglab-Exa-12). The longitudinal resistivity ( $\rho_{xx}$ ) and the Hall resistivity ( $\rho_{xy}$ ) were measured on the Quantum Design instrument physical property measurement system (PPMS) with temperature down to 1.8 K. We used a dc technique for electrical resistivity measurements and the current was reversed to correct any thermopower resulting from the electrical contact. The temperature stabilization was better than 0.1% and the resolution of the voltmeter was better than 10 nV.

Temperature dependence of the ac susceptibility of three samples with different  $T_c$  are shown in Fig. 1(a). The onset points of the superconducting transitions in the susceptibility curves are 2.5 K, 4.7 K, and 5.7 K, respectively, for the three samples. The differences in  $T_c$  have been reported to originate from the small variety of the amounts of Mg and B in the formula.<sup>14,26</sup> Hereafter we denote the three samples as  $\text{MgIrB}_{2.5\text{K}}$ ,  $\text{MgIrB}_{4.7\text{K}}$ , and  $\text{MgIrB}_{5.7\text{K}}$ , respectively. In Fig. 1(b), we show the temperature dependence of the longitudinal resistivity  $\rho_{xx}$  near the superconducting transition un-

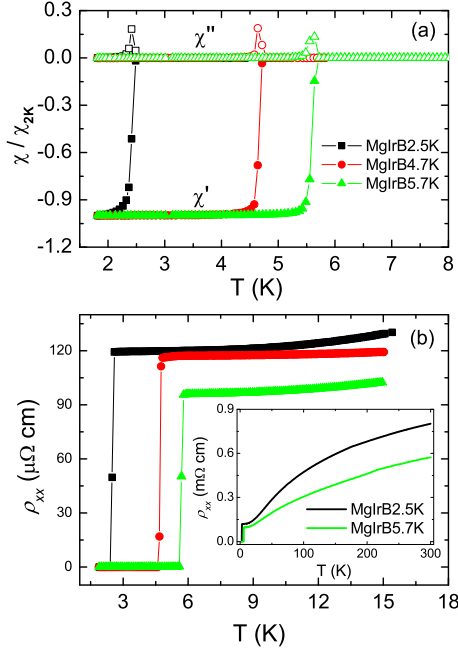


FIG. 1: (color online) (a) Temperature dependence of the ac susceptibility of three samples with different  $T_c$  measured with  $H_{ac}=0.1$  Oe,  $f=333$  Hz. The curves were normalized by the value obtained at 2 K. (b) Temperature dependence of the longitudinal resistivity for the same samples near the superconducting transition under zero field. Inset shows the resistivity data for two samples MgIrB2.5K and MgIrB5.7K in a wide temperature range up to 300 K.

der zero field. One can see that the transition width determined from resistive measurements (1% – 99%  $\rho_n$ ) is only about 0.2 K, which is consistent with the rather sharp magnetic transition as revealed by the ac susceptibility data. The residual resistivity of about  $100 \mu\Omega$  cm here is much smaller than the value reported in the previous work<sup>12,13,15</sup>, which suggests that the samples used in this study is much cleaner with fewer scattering centers. The resistivity data for two samples MgIrB2.5K and MgIrB5.7K are shown in the inset in a rather wide temperature range.

The XRD patterns for the two samples MgIrB2.5K and MgIrB5.7K are shown in Fig. 2. It is clear that all the main peaks can be indexed to the bcc crystal structure. Only tiny peaks from impurities were found, as represented by the blue asterisks.

### III. RESULTS AND DISCUSSIONS

The inset of Fig. 3 shows the field dependence of the Hall resistivity  $\rho_{xy}$  at different temperatures for the sample MgIrB2.5K. In the experiment  $\rho_{xy}$  was taken as  $\rho_{xy} = [\rho(+H) - \rho(-H)]/2$  at each point to eliminate the effect of the misaligned Hall electrodes. Clear nonlinear field dependence of  $\rho_{xy}$  can be seen in the low temperature region, which

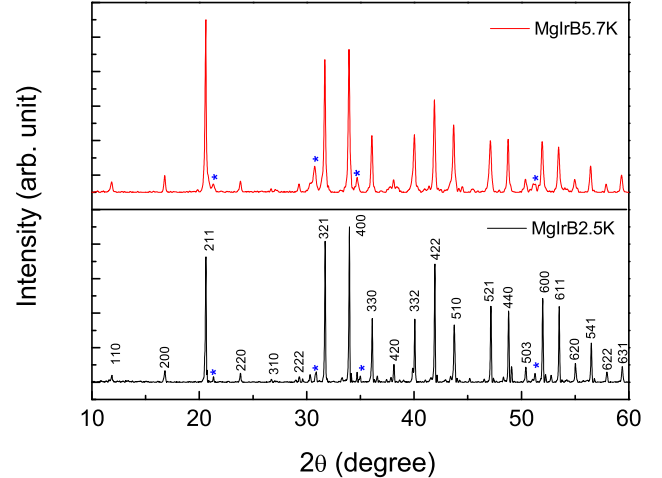


FIG. 2: (color online) The x-ray diffraction patterns measured for the two samples MgIrB2.5K and MgIrB5.7K. The peaks from the secondary impurity phase are marked by the blue asterisks. It is clear that the main diffraction peaks are from the phase of MgIrB.

is actually consistent with the multi-band scenario as revealed in MgB<sub>2</sub> and iron-based superconductors.<sup>22,24</sup> As the temperature increases, the behavior of the curves evolves into linearity gradually, indicating the weakening of the multi-band effect at high temperatures. Temperature dependence of the Hall coefficient ( $R_H = \rho_{xy}/H$ ) for three samples are shown in the main frame of Fig. 3. One can see rather strong temperature dependence of  $R_H$  in low temperature region. This behavior gives another evidence of the presence of multi-band effect in our samples. Here we employ a simple two-band model to interpret our data qualitatively. We have known that for a two-band system in the low-field limit, the Hall coefficient  $R_H$  can be written as

$$R_H = \frac{\sigma_1^2 R_1 + \sigma_2^2 R_2}{(\sigma_1 + \sigma_2)^2}, \quad (1)$$

where  $\sigma_i$  ( $i = 1, 2$ ) is the conductance of the charge carriers in different bands, and  $R_i = -1/n_i e$  represents the Hall coefficient for the carriers in each band separately with  $n_i$  the concentration of the charge carriers in the different bands. From equation (1), we know that the contributions of  $R_H$  from different bands are mainly determined by  $\sigma_i$ , which can be influenced by the scattering relaxation time  $\tau$ . The charge carrier in different bands may have different  $\tau$ , which varies differently with temperature. In this case, each band can produce complex contributions to the  $R_H$ . We note that this effect is more remarkable in the samples with lower  $T_c$  and the sign-reversing effect of  $R_H$  can be even seen in the samples MgIrB2.5K and MgIrB4.7K. This sign-reversing behavior actually indicates the presence of different types of charge carriers (electron and hole type) in the present system. The temperature dependence of  $R_H$  becomes weak at high temperatures, being consistent with the linear behavior in the  $\rho_{xy} \sim H$  curves

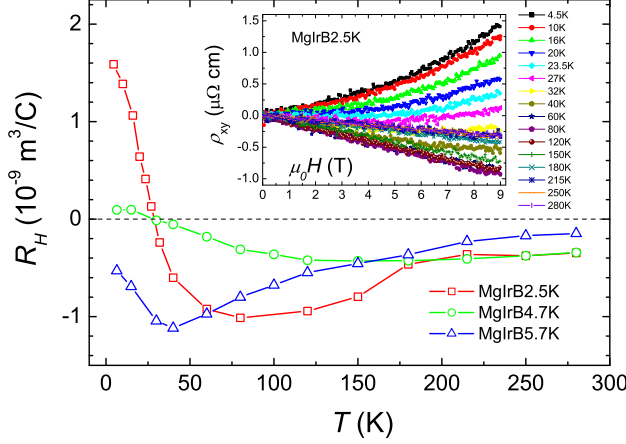


FIG. 3: (color online) Main frame: Temperature dependence of the Hall coefficient  $R_H$  for three samples MgIrB2.5K, MgIrB4.7K, and MgIrB5.7K. A strong temperature dependence can be seen below 160 K. Inset: Magnetic field dependence of the Hall resistivity  $\rho_{xy}$  at different temperatures for MgIrB2.5K.

at high temperatures as shown in the inset of Fig. 3.

To further confirm our conclusions, we study the magnetoresistance in the same system. Here we present the results of one typical sample MgIrB2.5K. In Fig. 4(a) we show the temperature dependence of the longitudinal resistivity  $\rho_{xx}$  under different fields. Clear MR effect can be observed even in this raw data. Here MR is defined as  $\Delta\rho/\rho_0 = [\rho_{xx}(H) - \rho_0]/\rho_0$ , where  $\rho_{xx}(H)$  and  $\rho_0$  represent the longitudinal resistivity at a magnetic field  $H$  and that at zero field, respectively. Temperature dependence of  $\Delta\rho/\rho_0$  for two samples MgIrB2.5K and MgIrB5.7K obtained under 9 T is shown in Fig. 4(b). The value of MR for the two samples are determined to be 25% and 20%, respectively, at about 6 K. It has been pointed out that in a single-band system, the Lorentz force is balanced by the Hall field. As a result, the charge carriers can move as if in zero field and they will never be deflected. In that case, there will be no obvious magnetoresistance observed. So the large value of MR observed here is quite consistent with the multi-band scenario stated above.

Another evidence of the multiband effect is the violation of the Kohler's rule. The semiclassical transport theory has predicted that the Kohler's rule will hold if only one isotropic relaxation time is present in a single-band system.<sup>27</sup> The Kohler's rule can be written as

$$\frac{\Delta\rho}{\rho_0} = f\left(\frac{\mu_0 H}{\rho_0}\right), \quad (2)$$

where  $f(x)$  is an implicit function which is independent of temperature. Equation (2) means that the  $\Delta\rho/\rho_0$  vs  $\mu_0 H/\rho_0$  curves (the so-called Kohler plot) for different temperatures should be scaled to a universal curve if the Kohler's rule is obeyed. Figure 4(c) shows the Kohler plot from the MR data for the sample MgIrB2.5K. An obvious violation of the

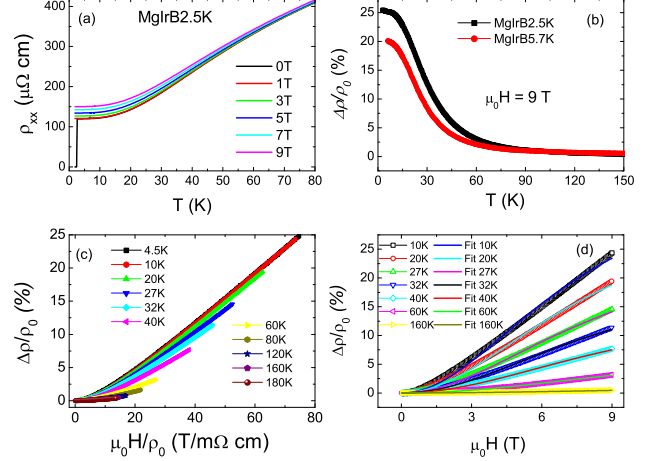


FIG. 4: (color online) (a) Temperature dependence of the longitudinal resistivity  $\rho_{xx}$  for the sample MgIrB2.5K under different magnetic fields. (b) Temperature dependence of the magnetoresistance  $\Delta\rho/\rho_0$  obtained under 9 T for the samples MgIrB2.5K and MgIrB5.7K. (c) The Kohler plot at different temperatures (see text) for the sample MgIrB2.5K. (d) Magnetic field dependence of  $\Delta\rho/\rho_0$  at several selected temperatures for the sample MgIrB2.5K. The solid lines represent the theoretical fit to the data using a two-band model.

Kohler's rule can be seen from this plot. We attribute this behavior to the multi-band effect in this system, just as the case in MgB<sub>2</sub>, where the different temperature dependence of the relaxation times in different bands was considered to be the main reason of the violation of the Kohler's rule.<sup>23</sup>

To get a comprehensive understanding, we have attempted to fit the field dependent MR data using a simple two-band model:

$$\frac{\Delta\rho}{\rho_0} = \frac{(\mu_0 H)^2}{\alpha + \beta \times (\mu_0 H)^2}, \quad (3)$$

with  $\alpha$  and  $\beta$  the fitting parameters which were related to the conductances and mobilities for the charge carriers in two bands. Shown in Fig. 4(d) is the magnetic field dependence of  $\Delta\rho/\rho_0$  at several selected temperatures for the sample MgIrB2.5K. One can see the nonlinear behavior in each curve. The fitting results using equation (3) are represented by the solid lines. Clear departure from the experimental data can be observed in the low temperature region. When the temperature is higher than 60 K, the theoretical curves based on the two-band model can roughly describe the data. Therefore, we can conclude that, at least in low temperatures, there may be more than two bands contributing to the conduction of our samples. In other words, the conduction of our samples is dominated by more than two bands at low temperatures, then it behaves like the two-band scenario in the intermediate temperature region, and finally it evolves to the single-band behavior at temperatures above 160 K when the interband scattering becomes very strong.

#### IV. CONCLUSION

In summary, Hall effect and magnetoresistance were measured on the noncentrosymmetric superconductors  $\text{Mg}_{12-\delta}\text{Ir}_{19}\text{B}_{16}$  with different  $T_c$ . We found a strong temperature dependence of the Hall coefficient  $R_H$  and nonlinear field dependence of the Hall resistivity  $\rho_{xy}$  in wide temperature region in all the samples investigated here. Moreover, a rather large magnetoresistance up to 20% under 9 T and the violation of the Kohler's rule were observed in our samples. These experimental features are all consistent with the conclusion that the samples we studied belong to the multi-band system. A more detailed analysis shows that there may be more than

two bands contributing to the conduction of the samples in the low temperature region. It is this multi-band effect that weakens the expected admixture of the spin-singlet and spin-triplet pairings.

#### Acknowledgments

This work is supported by the National Science Foundation of China, the Ministry of Science and Technology of China (973 project, Contracts Nos. 2006CB601000 and 2006CB921802), and Chinese Academy of Sciences (project ITSNEM).

- 
- \* Electronic address: hhwen@aphy.iphy.ac.cn
- <sup>1</sup> L. P. Gor'kov and E. I. Rashba, *Phys. Rev. Lett.* **87**, 037004 (2001).
  - <sup>2</sup> P. A. Frigeri, D. F. Agterberg, A. Koga and M. Sigrist, *Phys. Rev. Lett.* **92**, 097001 (2002).
  - <sup>3</sup> V. M. Edel'stein, *Sov. Phys. JETP* **68**, 1244 (1989).
  - <sup>4</sup> L. S. Levitov, Yu. V. Nazarov and G. M. Eliashberg, *JETP Lett.* **41**, 445 (1985).
  - <sup>5</sup> K. V. Samokhin, E. S. Zijlstra and S. K. Bose, *Phys. Rev. B* **69**, 094514 (2004); **70**, 069902 (2004).
  - <sup>6</sup> K. V. Samokhin, *Phys. Rev. B* **72**, 054514 (2005).
  - <sup>7</sup> Takeshi Shibayama, Minoru Nohara, Hiroko Aruga Katori, Yoshihiko Okamoto, Zenji Hiroi, and Hidenori Takagi, *J. Phys. Soc. Jpn.* **76**, 073708 (2007).
  - <sup>8</sup> Y. L. Zuev, V. A. Kuznetsova, R. Prozorov, M. D. Vannette, M. V. Lobanov, D. K. Christen, J. R. Thompson, *Condmate/0707.1905* (2007).
  - <sup>9</sup> K. V. Samokhin, *Condmate/1002.4639* (2010).
  - <sup>10</sup> H. Q. Yuan, D. F. Agterberg, N. Hayashi, P. Badica, D. Vandervelde, K. Togano, M. Sigrist and M. B. Salamon, *Phys. Rev. Lett.* **97**, 017006 (2006).
  - <sup>11</sup> M. Nishiyama, Y. Inada and Guo-qing Zheng, *Phys. Rev. Lett.* **98**, 047002 (2007).
  - <sup>12</sup> T. Klimczuk, Q. Xu, E. Morosan, J. D. Thompson, H. W. Zandbergen and R. J. Cava, *Phys. Rev. B* **74**, 220502 (R)(2006).
  - <sup>13</sup> Gang Mu, Yue Wang, Lei Shan, and Hai-Hu Wen, *Phys. Rev. B* **76**, 064527 (2007).
  - <sup>14</sup> K. Tahara, Z. Li, H. X. Yang, J. L. Luo, S. Kawasaki, and Guo-qing Zheng, *Phys. Rev. B* **80**, 060503(R) (2009).
  - <sup>15</sup> T. Klimczuk, F. Ronning, R. J. Cava, J.D. Thompson, *Phys. Rev. Lett.* **99**, 257004 (2007).
  - <sup>16</sup> I. Bonalde, R. L. Ribeiro, W. Bramer-Escamilla, G. Mu, and H. H. Wen, *Phys. Rev. B* **79**, 052506 (2009).
  - <sup>17</sup> B. Wiendlocha, J. Tobola and S. Kaprzyk, *Condmate/0704.1295v1*.
  - <sup>18</sup> T. R. Chien, D. A. Brawner, Z. Z. Wang, and N. P. Ong, *Phys. Rev. B* **43**, 6242 (1991).
  - <sup>19</sup> Pengcheng Li, F.F. Balakirev, and R.L. Greene, *Phys. Rev. Lett.* **99**, 047003 (2007).
  - <sup>20</sup> W. N. Kang, C. U. Jung, Kijoon H. P. Kim, Min-Seok Park, S. Y. Lee, Hyeong-Jin Kim, Eun-Mi Choi, Kyung Hee Kim, Mun-Seog Kim, and Sung-Ik Lee, *Appl. Phys. Lett.* **79**, 982 (2001).
  - <sup>21</sup> W. N. Kang, Hyeong-Jin Kim, Eun-Mi Choi, Heon Jung Kim, Kijoon H. P. Kim, H. S. Lee, and Sung-Ik Lee, *Phys. Rev. B* **65**, 134508 (2002).
  - <sup>22</sup> H. Yang, Y. Liu, C. G. Zhuang, J. R. Shi, Y. G. Yao, S. Massidda, M. Monni, Y. Jia, X. X. Xi, Q. Li, Z. K. Liu, Q. R. Feng, and H. H. Wen, *Phys. Rev. Lett.* **101**, 067001 (2008).
  - <sup>23</sup> Qi Li, B. T. Liu, Y. F. Hu, J. Chen, H. Gao, L. Shan, H. H. Wen, A. V. Pogrebnyakov, J. M. Redwing, and X. X. Xi, *Phys. Rev. Lett.* **96**, 167003 (2006).
  - <sup>24</sup> H. Q. Luo, P. Cheng, Z. S. Wang, H. Yang, Y. Jia, L. Fang, C. Ren, L. Shan, and H. H. Wen, *Physica C* **469**, 477 (2009).
  - <sup>25</sup> Gang Mu, Bin Zeng, Xiyu Zhu, Fei Han, Peng Cheng, Bing Shen, and Hai-Hu Wen, *Phys. Rev. B* **79**, 104501 (2009).
  - <sup>26</sup> Z. Li, and J. L. Luo, *Acta Phys. Sin.* **57**, 4508 (2008).
  - <sup>27</sup> J. M. Ziman, *Electrons and Phonons, Classics Series* (Oxford University Press, New York, 2001).