

Phonon-mediated sticking of electrons at dielectric surfaces

R. L. Heinisch, F. X. Bronold, and H. Fehske

¹*Institut für Physik, Ernst-Moritz-Arndt-Universität Greifswald, 17489 Greifswald, Germany*

(Dated: October 30, 2018)

We study phonon-mediated temporary trapping of an electron in polarization-induced external surface states (image states) of a dielectric surface. Our approach is based on a quantum-kinetic equation for the occupancy of the image states. It allows us to distinguish between prompt and kinetic sticking. Because the depth of the image potential is much larger than the Debye energy multi-phonon processes are important. Taking two-phonon processes into account in cases where one-phonon processes yield a vanishing transition probability, as it is applicable, for instance, to graphite, we analyze the adsorption scenario as a function of potential depth and surface temperature and calculate prompt and kinetic sticking coefficients. We find rather small sticking coefficients, at most of the order of 10^{-3} , and a significant suppression of the kinetic sticking coefficient due to a relaxation bottleneck inhibiting thermalization of the electron with the surface at short timescales.

PACS numbers: 52.40.Hf, 73.20.-r, 68.43.Mn

I. INTRODUCTION

A complete kinetic modeling of atmospheric¹, interstellar²⁻⁴, or man-made bounded plasmas⁵⁻¹² requires boundary conditions for the distribution functions of the relevant plasma species (electrons, ions, neutrals), that is, a quantitative microscopic understanding of the elementary processes at the plasma boundary. Of particular importance is the build-up of a quasi-stationary negative surface charge, which not only depletes the electron density in front of the boundary (sheath formation) but also acts as an electron reservoir for surface-supported electron-ion recombination and secondary electron emission which in turn affect the charge balance in the bulk of the plasma.¹³ Despite its unquestioned importance, little is quantitatively known about the microphysics of electrons at plasma boundaries. It is only until recently that we proposed that the charging of plasma boundaries can be perhaps microscopically understood in terms of an electronic physisorption process.^{14,15}

The physisorption scenario applies to a plasma electron approaching a metallic or a dielectric boundary provided its kinetic energy is large enough to overcome the Coulomb barrier due to the charges already residing on the boundary but small enough to make the surface appear as having a negative electron affinity. If the electron can convert its energy into internal energy of the boundary, via exciting elementary excitations of the solid, it may get stuck (adsorbed) at the boundary. Later it may desorb again if it gains enough energy from the boundary.

Like physisorption of neutral particles¹⁶⁻³⁰ physisorption of electrons is the polarization-induced temporary binding to a surface. It can be characterized by a desorption time and a sticking coefficient. At first glance physisorption of electrons seems to be not much different from physisorption of neutral particles. There are however important qualitative differences which warrant a separate theoretical investigation.

First, albeit not in the focus of our investigation, the long-range $1/z$ -tail of the image potential leads to a finite

electron sticking coefficient at vanishing electron energy and surface temperature.^{26,31} This is in contrast to the quantum reflection, that is, the vanishing sticking coefficient, one finds in this limit for the short-ranged surface potentials typical for physisorption of neutral particles.^{23,30}

Second, the surface potential in which physisorption of electrons occurs, in particular at plasma boundaries, consists of a polarization-induced attractive part and a repulsive Coulomb part due to electrons already adsorbed on the surface. The limit of vanishing coverage, very often adopted in the theoretical description of physisorption of neutral particles, is thus only applicable to the very first (last) electron approaching (leaving) the boundary.

Third, in contrast to physisorption of neutral particles, physisorption of electrons has to be always described quantum mechanically because the image potential varies on a scale comparable to the thermal de Broglie wave length of the electron.¹⁴ This is also the case for physisorption of positronium.³²⁻³⁴

Finally, and this will be the theme of our investigation, the polarization-induced image potential supports deep states, in addition to shallow ones. Direct transitions from the continuum to deep bound states are very unlikely. Hence, a modeling in terms of a quantum-kinetic rate equation for the occupancy of the bound surface states,^{21,22} and Brenig's distinction between prompt and kinetic sticking,²¹ is vital for a correct description of electron physisorption. For phonon-controlled adsorption and desorption, as it occurs at dielectric surfaces, deep states also imply that multi-phonon processes have to be taken into account in the calculation of state-to-state transition probabilities. This can be done either via an expansion of the energy dependent T -matrix^{16,18,25}, the method we are using³⁵, or via a Magnus-type resummation of the time-dependent scattering operator.³⁶⁻⁴⁰

In the following we investigate adsorption of an electron to a dielectric surface at finite temperature assuming an acoustic longitudinal bulk phonon controlling electron energy relaxation at the surface. To avoid complications

due to finite coverage we focus on the first approaching electron. Using the quantum-kinetic rate equation for the occupancy of the image states of our previous work³⁵ (thereafter referred to as I), where we studied desorption of an image-bound electron from a dielectric surface, we calculate prompt and kinetic sticking coefficients. Compared to semiclassical estimates⁴¹ they turn out to be extremely small. Instead of the order of 10^{-1} we find them to be at most of the order of 10^{-3} . We also analyze in detail the adsorption scenario as a function of surface temperature and potential depth. Most notable, our results reveal an energy relaxation bottleneck prohibiting, on a short timescale, thermalization of the electron with the surface, that is, the trickling through of the electron from upper to deep states. The reduced accessibility of deep states makes the kinetic sticking coefficient much smaller than the prompt sticking coefficient in contrast to what is usually found in physisorption of neutral particles.²⁸

The remaining paper is structured as follows. In Sec. II, we specify the quantum-kinetic approach of our previous work concerning desorption (paper I³⁵) to the situation of adsorption and introduce prompt and kinetic sticking coefficients. We then briefly recall in Sec. III the calculation of the state-to-state transition probabilities based on a microscopic model for the electron-surface interaction and an expansion of the T -matrix for the dynamic part of that interaction. Mathematical details not given can be found in I. Finally, in Sec. IV, we present and discuss our results before we conclude in Sec. V.

II. ELECTRON KINETICS

The probability for an approaching electron in the continuum state k to make a transition to any of the bound states n of the polarization-induced image potential is given by the prompt energy-resolved sticking coefficient,²²

$$s_{e,k}^{\text{prompt}} = \tau_t \sum_n W_{nk} , \quad (1)$$

where $\tau_t = 2L/v_z$ is the travelling time through the surface potential of width L which, in the limit $L \rightarrow \infty$, can be absorbed into the transition probability from the continuum state k to the bound state n , W_{nk} . If the incident unit electron flux (we consider only a single electron impinging on the surface) is stationary and corresponds to an electron with Boltzmann distributed kinetic energies, the prompt energy-averaged sticking coefficient is given by²²

$$s_e^{\text{prompt}} = \frac{\sum_k s_{e,k}^{\text{prompt}} k e^{-\beta_e E_k}}{\sum_k k e^{-\beta_e E_k}} , \quad (2)$$

where $\beta_e^{-1} = k_B T_e$ is the mean electron energy.

Prompt sticking coefficients are properly weighted sums over state-to-state transition probabilities from

continuum to bound surface states. They give the probability for initial trapping, which, according to Iche and Nozières¹⁷ and Brenig²¹, is the first out of three stages of physisorption. The second stage encompasses relaxation of the bound state occupancy and the third stage is the desorption of the temporarily bound particle.

The second stage, which also includes transitions back to the continuum, cannot be captured by simple state-to-state transition probabilities. Instead, a quantum-kinetic rate equation for the time-dependent occupancy of the bound surface states $n_n(t)$ has to be employed.^{18,21} This equation describes processes on a timescale much longer than the lifetime of the individual surface states but shorter than the desorption time.^{18,21,22} Following Gortel and coworkers,^{18,22}

$$\begin{aligned} \frac{d}{dt} n_n(t) = & \sum_{n'} [W_{nn'} n_{n'}(t) - W_{n'n} n_n(t)] \\ & - \sum_k W_{kn} n_n(t) + \sum_k \tau_t W_{nk} j_k(t) , \end{aligned} \quad (3)$$

where $W_{n'n}$ is the probability for a transition from a bound state n to another bound state n' , W_{kn} and W_{nk} are the probabilities, respectively, for a transition from a bound state n to a continuum state k and vice versa, and

$$j_k(t) = n_k(t) \tau_t^{-1} \quad (4)$$

is the incident electron flux which in principle can be non-stationary.

The solution to Eq. (3) can be obtained from the solution of the corresponding homogeneous equation,

$$\begin{aligned} \frac{d}{dt} n_n(t) = & \sum_{n'} [W_{nn'} n_{n'}(t) - W_{n'n} n_n(t)] - \sum_k W_{kn} n_n(t) \\ = & T_{nn'} n_{n'}(t) , \end{aligned} \quad (5)$$

and treating the electron flux $j_k(t)$ as an externally specified quantity.^{21,22} In the simplest case, which is also the basis of Eq. (2), $j_k(t)$ is the stationary flux corresponding to a single electron whose energy is Boltzmann distributed over the continuum states k with a mean electron energy $k_B T_e$, that is, $j_k(t) \equiv j_k \sim k e^{-\beta_e E_k}$.

To solve Eq. (5) amounts to solving the eigenvalue problem for the matrix \mathbf{T} .^{21,22} For the particular case of an electron physisorbing at a dielectric surface this has been already done in I. If the transitions between bound states are much faster than the transitions to the continuum, so that the adsorbed electron escapes very slowly, one eigenvalue, $-\lambda_0$, turns out to be considerably smaller than all the other eigenvalues $-\lambda_\kappa$. The equilibrium occupation of the bound states, n_n^{eq} , is then to a very good approximation the right eigenvector to $-\lambda_0$, which can be thus identified with the negative of the inverse of the desorption time, that is, $\lambda_0 = \tau_e^{-1}$.

The kinetic sticking coefficient, which takes into account not only the initial capture but also the subsequent

relaxation of the occupancy of the bound surface states, can be obtained as follows.²² The solution of Eq. (3) is split according to

$$n_n(t) = n_n^s(t) + n_n^f(t), \quad (6)$$

where

$$n_n^s(t) = e^{-\lambda_0 t} \int_{-\infty}^t dt' e^{\lambda_0 t'} e_n^{(0)} \sum_{k,l} \tilde{e}_l^{(0)} \tau_t W_{lk} j_k(t') \quad (7)$$

is the slowly and

$$n_n^f(t) = \sum_{\kappa \neq 0} e^{-\lambda_\kappa t} \int_{-\infty}^t dt' e^{\lambda_\kappa t'} e_n^{(\kappa)} \sum_{k,l} \tilde{e}_l^{(\kappa)} \tau_t W_{lk} j_k(t') \quad (8)$$

the quickly varying part of $n_n(t)$. The quantities $e_n^{(\kappa)}$ and $\tilde{e}_l^{(\kappa)}$ are, respectively, the components of the right and left eigenvectors of the matrix \mathbf{T} to the eigenvalue $-\lambda_\kappa$. The probability of the electron remaining in the surface states for times of the order of the desorption time is given by the slowly varying part only, that is, $n^s(t) = \sum_n n_n^s(t)$. Differentiating $n^s(t)$ with respect to time,

$$\frac{d}{dt} n^s(t) = \sum_k s_{e,k}^{\text{kinetic}} j_k(t) - \lambda_0 n^s(t), \quad (9)$$

enables us, following Brenig²¹, to identify the kinetic energy-resolved sticking coefficient,

$$s_{e,k}^{\text{kinetic}} = \tau_t \sum_{n,l} e_n^{(0)} \tilde{e}_l^{(0)} W_{lk}, \quad (10)$$

which gives the probability for the electron being trapped even after the energy relaxation of the second stage of physisorption. In analogy to Eq. (2) the energy-averaged kinetic sticking coefficient reads for a stationary Boltzmannian electron flux

$$s_e^{\text{kinetic}} = \frac{\sum_k s_{e,k}^{\text{kinetic}} k e^{-\beta_e E_k}}{\sum_k k e^{-\beta_e E_k}}. \quad (11)$$

III. TRANSITION PROBABILITIES

The transition probabilities $W_{qq'}$, where q and q' stand either for k or n , are the fundamental building blocks of the foregoing analysis. They have to be calculated from a microscopic model for the electron-surface interaction. The necessary steps have been described in I.

In short, for a dielectric surface, the main source, leaving interband electronic excitations aside, which primarily affect the dielectric constant, of the attractive static electron-surface potential is the coupling of the electron to a dipole-active surface phonon.^{42,43} Far from the surface the surface potential merges with the classical image potential and thus $\sim 1/z$. Close to the surface, however, it is strongly modified by the recoil energy resulting from

the momentum transfer parallel to the surface when the electron absorbs or emits a surface phonon. Taking this effect into account leads to a recoil-corrected image potential $\sim 1/(z + z_c)$ with z_c a cut-off parameter defined in I. Transitions between the surface states supported by the image potential are caused by a longitudinal acoustic bulk phonon perpendicular to the surface.

The Hamiltonian from which we calculated the transition probabilities was introduced in I where all quantities entering the Hamiltonian are explicitly defined. It is given by³⁵

$$H = H_e^{\text{static}} + H_{ph} + H_{e-ph}^{\text{dyn}}, \quad (12)$$

where

$$H_e^{\text{static}} = \sum_q E_q c_q^\dagger c_q \quad (13)$$

describes the electron in the recoil-corrected image potential, which thus accounts for the coupling of the electron to the dipole-active surface phonon,

$$H_{ph} = \sum_Q \hbar \omega_Q b_Q^\dagger b_Q, \quad (14)$$

describes the free dynamics of the acoustic bulk phonon responsible for transitions between surface states, and

$$H_{e-ph}^{\text{dyn}} = \sum_{q,q'} \langle q' | V_p(u, z) | q \rangle c_q^\dagger c_q. \quad (15)$$

denotes the dynamic coupling of the electron to the bulk phonon. Expanding $V_p(u, z)$ with respect to the displacement field,

$$u = \sum_Q \sqrt{\frac{\hbar}{2\mu\omega_Q N_s}} (b_Q + b_{-Q}^\dagger), \quad (16)$$

allows us to classify the dynamic interaction according to the number of exchanged bulk phonons.

As in I we use a Debye model for the bulk phonon. Sums over phonon momenta are thus replaced by

$$\sum_Q \dots = \frac{3N_s}{\omega_D^3} \int d\omega \omega^2 \dots \quad (17)$$

Measuring energies in units of the Debye energy $\hbar\omega_D = k_B T_D$, important dimensionless energy parameters characterizing (12) are

$$\epsilon_n = \frac{E_n}{\hbar\omega_D} \quad \text{and} \quad \Delta_{nn'} = \frac{E_n - E_{n'}}{\hbar\omega_D}, \quad (18)$$

where $E_n < 0$ is the energy of the n^{th} bound state. We call the surface potential shallow if the lowest bound state is at most one Debye energy beneath the continuum, that is, $\epsilon_1 > -1$, one-phonon deep if the energy difference between the lowest two bound states does not exceed one Debye energy, that is, $\Delta_{12} > -1$, two-phonon deep

TABLE I: Dielectric constant ϵ_s , Debye energy $\hbar\omega_D$, energy difference of the lowest two bound states of the recoil-corrected image potential ΔE_{12} , and the corresponding potential depth parameter Δ_{12} for graphite, silicon dioxide, and gallium arsenide.

	ϵ_s	$\hbar\omega_D$	ΔE_{12}	Δ_{12}
graphite	13.5	0.215eV	0.233eV	1.06
SiO ₂	3.8	0.041eV	0.105eV	2.59
GaAs	13	0.030eV	0.152eV	5.13

if the energy difference between the lowest two bound states is between one and two Debye energies, that is, $-1 > \Delta_{12} > -2$, and so forth.

Because of the strong interaction between the electron and the dipole-active surface phonon, physisorption of an electron typically takes place in an at least two-phonon deep image potential (see Table I). Hence, physisorption of an electron controlled by a bulk acoustic phonon, as anticipated in (12) and in fact applicable to dielectric surfaces, where large energy gaps block electronic relaxation channels due to internal electron-hole pairs and/or plasmons, has to involve the exchange of many bulk phonons.

The transition probability from an electronic state q to an electronic state q' is given by¹⁶

$$\mathcal{R}(q', q) = \frac{2\pi}{\hbar} \sum_{s, s'} \frac{e^{-\beta_s E_s}}{\sum_{s''} e^{-\beta E_{s''}}} |\langle s', q' | T | s, q \rangle|^2 \times \delta(E_s - E_{s'} + E_q - E_{q'}) , \quad (19)$$

where T is the on-shell T -matrix corresponding to H_{e-ph}^{dyn} and $\beta_s = (k_B T_s)^{-1}$ with T_s the surface temperature; $|s\rangle$ and $|s'\rangle$ are initial and final phonon states, which are averaged over.

Multi-phonon processes have two possible origins.¹⁶ They arise from the expansion of H_{e-ph}^{dyn} with respect to u ,

$$H_{e-ph}^{\text{dyn}} = V_1 + V_2 + V_3 + \mathcal{O}(u^4) \quad (20)$$

and from the multiple action of this perturbation. Defining the free electron-phonon resolvent,

$$G_0 = (E - H_e^{\text{static}} - H_{ph} + i\epsilon)^{-1} , \quad (21)$$

the latter is encoded in the T -matrix equation,

$$T = H_{e-ph}^{\text{dyn}} + H_{e-ph}^{\text{dyn}} G_0 T . \quad (22)$$

Using the short-hand notation introduced in I, the one-phonon process, proportional to u^2 , is accounted for by

$$\langle s', q' | V_1 | s, q \rangle \langle s, q | V_1^* | s', q' \rangle . \quad (23)$$

It leads to the standard golden rule approximation for the transition probability.

Two-phonon processes are proportional to u^4 and thus less likely than one-phonon processes. Most of them

TABLE II: Material parameters for the numerical results.

Debye temperature	T_D	2500K
Dielectric constant	ϵ_s	13.5
TO phonon mode frequency	$\hbar\omega_T$	170meV
Grüneisen parameter	γ_G	1.7
Shear modulus	μ	5 GPa

renormalize only the one-phonon transition probability and can thus be neglected in a first approximation. There are however two-phonon processes which induce transitions absent in the one-phonon approximation and hence have to be included in the calculation of the transition probabilities. In our short-hand notation the processes in question are

$$\langle s', q' | V_2 | s, q \rangle \langle s, q | V_2^* | s', q' \rangle , \quad (24)$$

$$\langle s', q' | V_2 | s, q \rangle \langle s, q | V_1^* G_0^* V_1^* | s', q' \rangle , \quad (25)$$

$$\langle s', q' | V_1 G_0 V_1 | s, q \rangle \langle s, q | V_2^* | s', q' \rangle , \quad (26)$$

$$\langle s', q' | V_1 G_0 V_1 | s, q \rangle \langle s, q | V_1^* G_0^* V_1^* | s', q' \rangle . \quad (27)$$

It is shown in I how these processes can be included in the calculation of the transition probabilities $W_{qq'}$ entering the rate equation (3). Singularities appearing in some of the two-phonon transition rates have been regularized by taking a finite phonon lifetime into account (see I and Ref.⁴⁴ for details).

The electronic matrix elements entering the transition probabilities have been also calculated in I, using bound and unbound wavefunctions of the recoil-corrected image potential. Hence, not only bound states but also continuum states belong to the static surface potential.³⁵ Our approach is thus on par with the distorted-wave Born approximation employed, for instance, by Armand and Manson for the calculation the sticking coefficient for light neutral particles.²⁵

IV. RESULTS

The material parameters chosen for the numerical calculations are, unless specified otherwise, given in Table II. They correspond to graphite. For some calculations we use however the Debye temperature as a tunable parameter to realize different potential depths which is the main focus of this investigation.

A. One-phonon deep potentials

First, we present results for shallow and one-phonon deep surface potentials. In leading order, only one-phonon processes are involved and the one-phonon approximation for the transition probabilities is sufficient. Because the electron thermalizes then very quickly with the surface the prompt and kinetic sticking coefficients

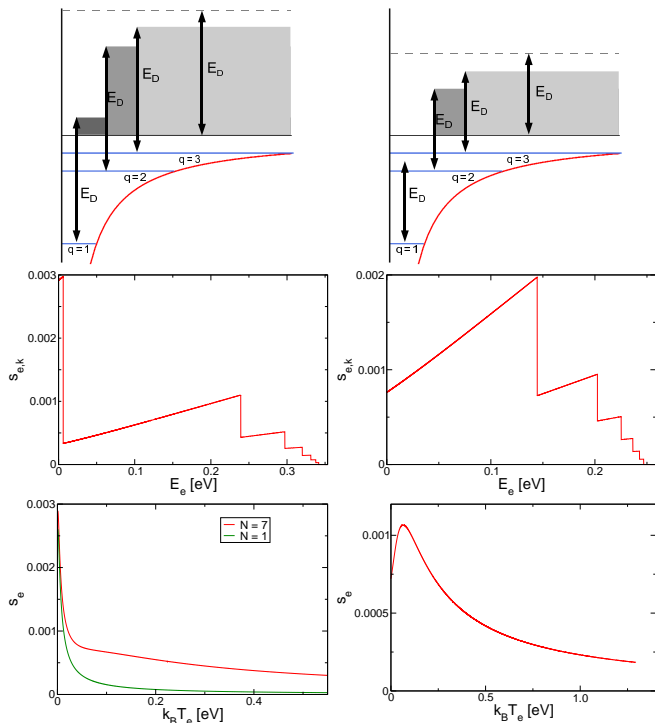


FIG. 1: Upper panel: Sketch of a shallow (left) and one-phonon deep (right) potential. The grey shaded areas show the energy range of sticking by one-phonon processes. Middle panel: Energy-resolved prompt sticking coefficient as a function of the electron energy for a shallow potential ($T_D = 4100\text{K}$) at $T_s = 410\text{K}$ (left) and for a one-phonon deep potential ($T_D = 3000\text{K}$) at $T_s = 300\text{K}$ (right). Lower panel: Energy-averaged prompt sticking coefficient as a function of the mean electron energy for a shallow potential ($T_D = 4100\text{K}$) at $T_s = 205\text{K}$ (left) and a one-phonon deep potential ($T_D = 3000\text{K}$) at $T_s = 150\text{K}$ (right).

are almost identical. In this subsection we show therefore only results for the prompt sticking coefficient.

Figure 1 compares s_e^{prompt} for a shallow and a one-phonon deep potential. The sketches in the upper part of the figure illustrate the main difference between the two potentials. For a shallow potential the lowest bound state is less than one Debye energy below the continuum so that a low-lying electron from the continuum can be directly trapped in the lowest bound state, $n = 1$, by a one-phonon transition. In the case of a one-phonon deep potential, one-phonon processes can only lead to trapping in one of the upper bound states $n > 1$.

The middle panels of Fig. 1 show the prompt energy-resolved sticking coefficient as a function of the energy of the incident electron. Apart from discontinuities the sticking coefficient depends linearly on the electron energy. As explained in Sec. III the one-phonon transition probability is proportional to u^2 . From Eq. (16) we have $u^2 \sim 1/\omega$ so that in conjunction with the Debye model (17) the transition probability is proportional to ω which translates due to energy conservation to a proportionality to the electron energy. The phonon spectrum is

thus reflected in the (one-phonon) energy-resolved sticking coefficient, as it is, for instance, also in the cross section for (one-phonon) inelastic particle-surface scattering.³⁷

Steep jumps in the energy-resolved sticking coefficient reflect the level accessibility. When the energy difference between the electron and a bound state exceeds the Debye energy, one-phonon transitions are no longer possible and the electron can no longer directly reach that level. For a shallow potential, the first drop reflects therefore the accessibility of the first bound state, whereas for a one-phonon deep potential, where this bound state cannot be directly reached, the first drop reflects the accessibility of the second bound state. As energy differences between successive bound states of the image potential decrease towards the ionization threshold, that is, with increasing n (see upper panels of Fig. 1), more such steps are found near the maximum electron energy allowing for trapping, which is the Debye energy.

The contribution of the n^{th} bound state to the sticking coefficient, reflected in the height of the corresponding accessibility threshold, decreases for higher bound states. The reason for this lies in the electronic matrix element appearing in first order perturbation theory, $\langle n|1/(z+z_c)^2|k\rangle$. This matrix element is smaller for higher bound states because higher bound states have less weight near the surface where the perturbation is strongest. Of considerable importance is hence the lowest bound state, which, if available, yields a particularly large contribution. The decreasing electronic matrix element also implies that neglecting all but a few, say seven, of the infinitely many bound states suffices for the calculation of the sticking coefficient.

The prompt energy-averaged sticking coefficient is shown in the lower panels of Fig. 1 as function of the mean electron energy. Due to thermal averaging the sticking coefficient does no longer exhibit characteristics of the phonon spectrum and level accessibility, making it thus more robust against changes in the phonon model. It does however reflect the importance of the lowest bound state for shallow potentials. Note also, due to the long-range tail of the recoil-corrected image potential $\sim 1/(z+z_c)$ the energy-resolved and the energy-averaged electron sticking coefficients are finite for vanishing electron energy and electron temperature, irrespective of the surface temperature, as it should be.^{26,31}

B. Two-phonon deep potentials

We now turn our attention to two-phonon deep potentials. Under the assumption that the true one-phonon process dominates the corrections coming from two-phonon processes, the latter are only taken into account for transitions where one-phonon processes alone would yield no transition probability.

Two-phonon processes affect in a two-phonon deep potential sticking in two ways. They enable prompt trap-

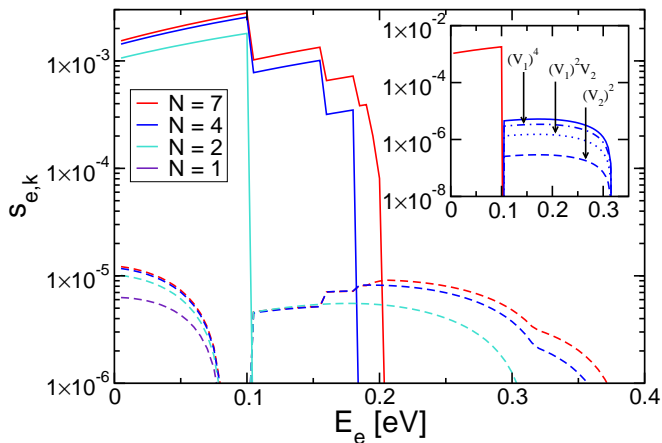


FIG. 2: Energy-resolved prompt sticking coefficient for a two-phonon deep potential ($T_D = 2500\text{K}$ and $T_s = 500\text{K}$) calculated with different numbers of bound states N . Full lines denote the one-phonon contribution, dashed lines the two-phonon contribution. Inset: Contribution of the second bound state. One-phonon contribution (red), two-phonon contribution (blue) broken down into the processes $(V_2)^2$, $(V_1)^2 V_2$ and $(V_1)^4$.

ping from higher-lying continuum states, outside the one-phonon trapping range, and they control the energy relaxation of the trapped electron and thus the formation of the quasi-stationary bound state occupancy from which desorption occurs. There are thus two questions to be answered: How significant are two-phonon processes for prompt sticking and how does the relaxation thereafter depend on the type of phonon processes available.

To address the first question we show in Fig. 2 the contributions to the prompt energy-resolved sticking coefficient arising from, respectively, one- and two-phonon processes. If available, one-phonon processes provide for much larger sticking coefficients than two-phonon processes. Figure 2 also confirms that the sticking coefficient saturates quickly with the number of bound states included into the calculation.

To investigate the relative importance of the various two-phonon processes arising, respectively, from the expansion of the dynamical perturbation and the T -matrix we plot in the inset of Fig. 2 the partial contributions to the prompt sticking coefficient arising from the various two-phonon processes which trigger transition to the second bound state. A two-phonon process can be simultaneous, as encoded in V_2^2 , or successive, as described by $V_1 G_0 V_1$. Hence, the total two-phonon transition probability contains a contribution without virtual intermediate states, symbolically denoted by V_2^2 [see Eq. (24)] and two contributions with virtual intermediate states, symbolically denoted by $(V_1)^2 V_2$ and $(V_1)^4$ [see Eqs. (25), (26), and (27)]. The prompt energy-resolved sticking coefficient calculated with either V_2^2 , $(V_1)^2 V_2$, or V_1^4 only is shown in the inset of Fig. 2. In accordance to what we found in our calculation of the desorption time of an

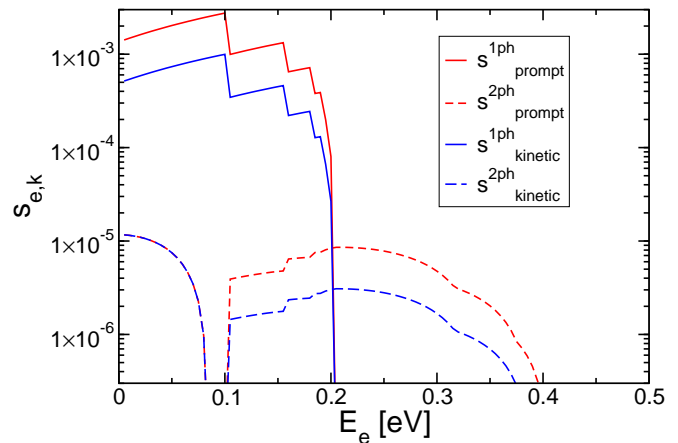


FIG. 3: Prompt and kinetic energy-resolved sticking coefficient as a function of the electron energy for a two-phonon deep potential ($T_D = 2500\text{K}$ and $T_s = 357.14\text{K}$). Full lines one-phonon contribution, dashed lines two-phonon contribution.

image-bound electron (paper I) and to what Gumhalter and Šiber found in their calculation of the cross section for inelastic particle-surface scattering^{38–40}, the direct two phonon process V_2^2 is dominated by the processes $V_1^2 V_2$ and $(V_1)^4$.

Having clarified that two-phonon processes lead to a much smaller prompt sticking coefficient than one-phonon processes we now move on to study the effect of two-phonon transitions on the relaxation of the bound state occupancy. For a two-phonon deep potential the energy difference between the lowest two bound states exceeds one Debye energy. Hence, the relaxation of an electron trapped in one of the upper bound states to the quasi-stationary occupancy can only occur via two-phonon processes. Since the kinetic sticking coefficient gives the probability for the incident electron making not only a transition to a bound state but also a subsequent relaxation to the quasi-stationary occupancy of these states, the importance of two-phonon processes should be signalled by the amount the kinetic sticking coefficient deviates from the prompt sticking coefficient.

Figure 3 shows that for a two-phonon deep potential the kinetic energy-resolved sticking coefficient is for intermediate electron energies considerably smaller than the prompt energy-resolved sticking coefficient. This is due to the fact that the two-phonon transition to the lowest bound state, where the major part of the quasi-stationary occupancy resides, is very unlikely and thus very slow. Only for small energies, the first hump of the two-phonon contribution to the sticking coefficient, due to trapping in the lowest bound state, are prompt and kinetic sticking coefficients identical because no trickling through is needed.

The weak coupling between the lowest two bound states in a two-phonon deep surface potential leads to a relaxation bottleneck for the electron if it is initially

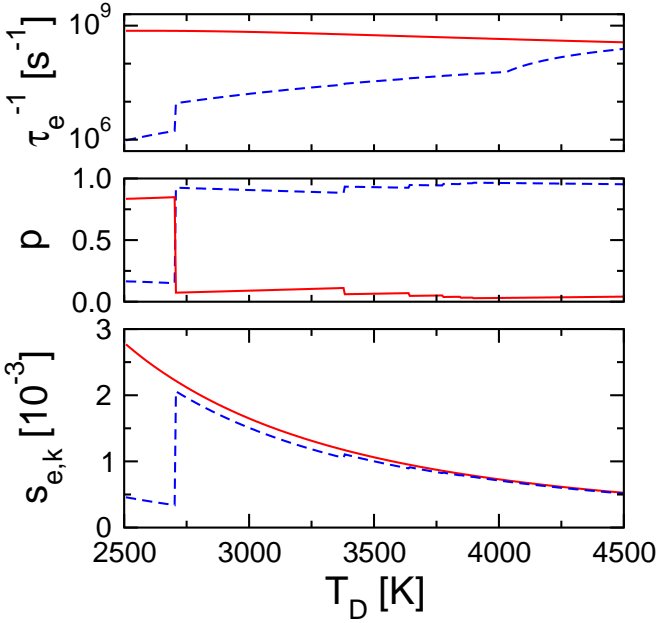


FIG. 4: Upper panel: Inverse desorption time from the lowest level (dashed blue line) and the upper levels (full red line). Middle panel: Probability for an electron initially trapped in one of the upper levels of the surface potential ($n = 2, 3, 4 \dots$) either to fall to the lowest bound state (dashed blue line) or to desorb without ever reaching the lowest bound state (full red line). Lower panel: Prompt (full red line) and kinetic (dashed blue line) energy-resolved sticking coefficient. In all three panels, $E_e = 0.1\text{eV}$ and $T_s/T_D = 0.2$ (to keep the level of phonon excitation constant we set T_D/T_s constant³⁵). For $T_D < 2707\text{K}$ the surface potential is two-phonon deep, for $2707\text{K} < T_D < 4029\text{K}$ it is one-phonon deep, and for $T_D > 4029\text{K}$ it is shallow.

trapped in one of the upper states. In Figs. 4 and 5 we analyze the relaxation bottleneck in more detail as a function of the Debye temperature T_D (to realize different potential depths) and the surface temperature T_s . The upper panel shows the desorption time from the lowest bound state, that is, the desorption time for an electron capable to fall to the lowest bound state, and the desorption time from the upper bound states, that is, the desorption time for an electron not capable to fall to the lowest bound state. The probability for the electron initially trapped in the upper bound states to fall down to the lowest bound states and the probability to desorb to the continuum without ever passing through the lowest bound state are shown in the middle panel and the lower panel shows the prompt and the kinetic sticking coefficient.

Before we discuss Figs. 4 and 5, we say a few words about the way we calculated the quantities shown in the upper and middle panels. The desorption time from the lowest bound state is the desorption time for an electron equilibrated with the surface, the quantity we calculated in I, because the quasi-stationary occupancy and the equilibrium occupancy coincide and both reside more-

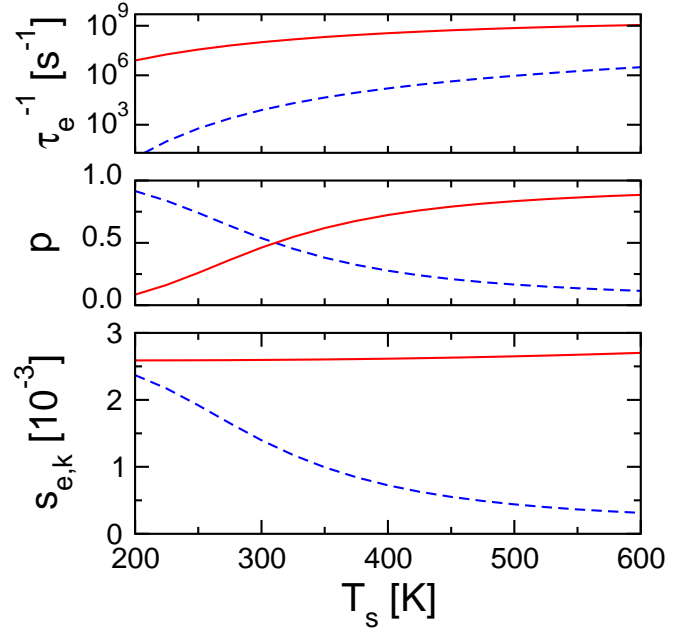


FIG. 5: The three panels show, as a function of the surface temperature, the quantities of Fig. 4 for $T_D = 2500\text{K}$, that is, graphite, and $E_e = 0.09\text{eV}$.

over, for the considered surface temperatures, mainly on the lowest level. The desorption time from the upper bound states we simply calculated from the rate equation (5) with the lowest bound state excluded.

The probabilities shown in the middle panels were obtained from the following consideration. Whether an electron trapped in the upper bound states passes through to the lowest bound state or not depends on how large the transition probabilities from the upper bound states to the lowest bound state are in comparison to the transition probabilities to the continuum. Hence, the second stage of physisorption, that is, the time evolution of the occupancy after the initial trapping, can be captured by a rate equation for the occupancy of the upper bound states ($n = 2, 3, \dots$), similar to Eq. (5), but with a loss term to both the continuum and the lowest bound state,

$$\begin{aligned} \frac{d}{dt}n_n &= \sum_n [W_{nn'}n_{n'}(t) - W_{n'n}n_n(t)] \\ &\quad - \sum_k W_{kn}n_n(t) - W_{1n}n_n(t) \\ &= D_{nn'}n_{n'}(t), \end{aligned} \quad (28)$$

where n and n' run over the upper image states. Solving Eq. (28) with the initial condition

$$n_l(0) = \frac{\sum_k W_{lk}j_k}{\sum_{l,k} W_{lk}j_k}, \quad (29)$$

which is the (conditional) probability that the electron is trapped in the l^{th} image state under the condition that it is trapped in any of the bound states, we deduce for the

probability for an electron trapped in one of the upper bound states to fall either to the lowest bound state ($f = 1$) or to desorb without falling to the lowest bound state ($f = c$),

$$p_f = n_f(t \rightarrow \infty) = \sum_{n,\kappa} W_{fn} \frac{1}{\lambda_\kappa} d_n^{(\kappa)} \sum_l \tilde{d}_l^{(\kappa)} n_l(0), \quad (30)$$

where, $d_n^{(\kappa)}$ and $\tilde{d}_n^{(\kappa)}$ are the components of the right and left eigenvectors of the matrix \mathbf{D} .

We now turn our attention to Fig. 4. It shows the effect of different potential depths realized by tuning the Debye temperature. For a shallow potential ($T_D > 4029\text{K}$) desorption from the lowest level is mainly due to direct one-phonon transitions to the continuum; the same type of transition emptying the upper bound states. Hence, the desorption time from the lowest bound state and the upper bound states, respectively, differ not too much for shallow potentials. For one-phonon deep potentials ($2707\text{K} < T_D < 4029\text{K}$), however, the cascade of two one-phonon processes via the second level yields much larger desorption times from the lowest level compared to the desorption time from the upper levels. For a two-phonon deep potential ($T_D < 2707\text{K}$), finally, the first leg of the cascade, the transition to the second bound state, is a two-phonon transition, which increases the desorption time compared to a one-phonon deep potential.

The second level is the link between the upper bound states and the lowest bound state. The ratio of the transition probabilities from the second bound state to the lowest bound state, W_{12} , and from the second bound state to the continuum, W_{c2} , determines if the electron trickles through after initial trapping or not, that is, whether it thermalizes with the surface or not. For a one-phonon deep potential both W_{12} and W_{c2} are due to one-phonon processes, in this case $W_{12} > W_{c2}$. For a two-phonon deep potential, however, the transition from the second to the lowest bound state is enabled by a two-phonon process only. In this case, and for moderate surface temperatures, $W_{12} < W_{c2}$, so that the electron is more likely to desorb before relaxing to the lowest bound state. As the kinetic sticking coefficient gives the probability of the trapped electron to relax to the quasi-stationary occupancy, the drop in the probability for reaching the lowest level at $T_D = 2707\text{K}$, which is the one-phonon/two-phonon threshold, translates into the abrupt reduction of the kinetic sticking coefficient at $T_D = 2707\text{K}$ (see middle and lower panels of Fig. 4).

Figure 5 shows the quantities of Fig. 4 as a function of the surface temperature. The Debye temperature is fixed to the value for graphite. At low surface temperatures the kinetic sticking coefficient is only slightly smaller than the prompt sticking coefficient, yet for high surface temperatures their difference increases significantly as a consequence of the inhibited thermalization. This can be understood as follows: The transition from the second to the first bound state entails the emission of two phonons and the transition from the second bound

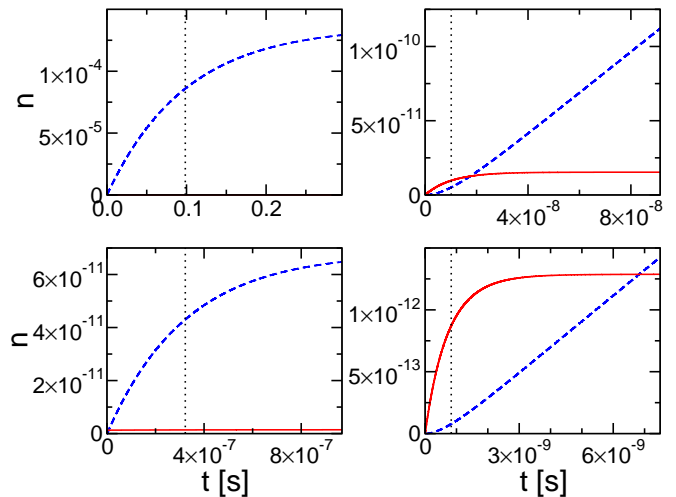


FIG. 6: Bound state occupancy of the lowest bound state (dashed blue line) and the upper bound states (solid red line) as a function of time for a unit flux of a Boltzmannian electron with $k_B T_e = 0.1\text{eV}$. The left and right panels show the two occupancies on two timescales. The left panel on the scale of the desorption time $\lambda_0^{-1} = \tau_e$ (vertical dashed line in the left panels) and the right panel on the scale set by λ_1^{-1} (vertical dashed line in the right panels). The upper two panels are for $T_s = 200\text{K}$ and $T_D = 2500\text{K}$ whereas the lower two panels show results for $T_s = 600\text{K}$ and $T_D = 2500\text{K}$.

state to the continuum requires only the absorption of a single phonon. At low enough surface temperatures it is however nevertheless possible that the electron drops to the lowest bound state because the likelihood of phonon emission is proportional to $1 + n_B$ whilst the likelihood of phonon absorption is proportional to n_B . Hence, for sufficiently low surface temperatures, $W_{12} > W_{c2}$, even when W_{12} entails a two-phonon and W_{c2} a one-phonon process, so that the electron has a good chance to trickle through. Increasing the surface temperature benefits however W_{c2} more than W_{12} so that $W_{12} < W_{c2}$, prohibiting the trickling through and leading to a considerable reduction of the kinetic sticking coefficient at high surface temperatures.

From the discussion of Figs. 4 and 5 we conclude that a pronounced relaxation bottleneck inhibiting thermalization can only occur for at least two-phonon deep potentials and sufficiently high surface temperatures.

The question arises then on what timescale does the relaxation bottleneck affect physisorption. To answer this question we analyze, respectively, the time evolution of the occupancy of the lowest level and the occupancy of the upper levels of the surface potential under the assumption that initially all bound states were empty and that for $t > 0$ a stationary unit flux of a Boltzmannian electron fills the levels. Accordingly, the occupancy of the lowest state ($n = 1$) and the upper states ($n \geq 2$) can be determined from Eq. (6) setting $j_k(t) = 0$ for $t < 0$ and $j_k(t) = j_k \sim k e^{-\beta_e E_k}$ for $t \geq 0$ with $\sum_k j_k = 1$.

The results of this calculation are shown in Fig. 6

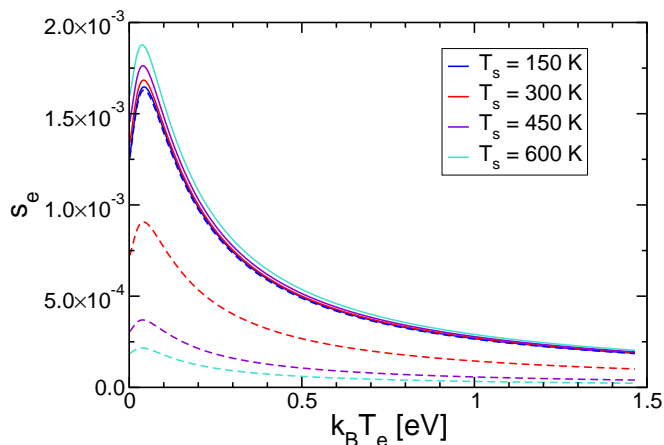


FIG. 7: Prompt (full line) and kinetic (dashed line) energy-averaged sticking coefficient for graphite ($T_D = 2500\text{K}$) as a function of the mean energy of the electron and the surface temperature.

for low (upper two panels) and high (lower two panels) surface temperature. Clearly, for times of the order of the desorption time, $\tau_e = \lambda_0^{-1}$, indicated by the vertical dashed line in the left panels, the upper levels are basically empty indicating that a thermalized electron desorbs; for $T_D = 2500\text{K}$ and $T_s = 500\text{K}$ the quasi-stationary occupancy deviates from the equilibrium occupancy less than 3%. The upper levels are more populated than the lower one only for very short timescales, set by λ_1^{-1} , indicated by the vertical dashed line in the right panels. Since $\lambda_1^{-1} \ll \lambda_0^{-1}$, the relaxation bottleneck does not affect desorption, which still occurs from the equilibrium occupancy. It does thus only affect the kinetic sticking coefficient which is significantly smaller than the prompt one and actually the one to be used to characterize polarization-induced trapping of an electron at a dielectric surface. The relaxation bottleneck is absent in neutral physisorption systems because the level spacing is small compared to the Debye energy. Prompt and kinetic sticking coefficients are thus almost identical as has been indeed found for neon atoms physisorbing on a copper substrate.²⁸

Figure 7 finally shows for graphite the energy-averaged prompt and kinetic sticking coefficients as a function of the mean energy of the incident electron and the surface temperature. As two-phonon processes contribute little to the initial trapping of the electron, their most important role is to control relaxation to the lowest bound state. In agreement with the foregoing discussion, the kinetic sticking coefficient diminishes therefore for higher surface temperatures whereas the prompt sticking coefficient is less sensitive to the surface temperature. From Fig. 7 it can be also seen that even the prompt sticking coefficient for graphite is only at most of the order of 10^{-3} , the order we also found in our investigation of electron sticking at metallic surfaces.¹⁵ It is two orders of magnitude smaller than the value obtained from a semi-

classical estimate⁴¹ whose range of applicability is however hard to grasp. We expect it, at best, to be applicable to very low mean electron energies, below 0.0026eV , and rather high electron binding energies, larger than 1eV .¹⁵

V. CONCLUSIONS

As a preparatory step towards a microscopic understanding of the build-up of surface charges at dielectric plasma boundaries, we investigated phonon-mediated temporary trapping of an electron on a dielectric surface. In our simple model for the polarization-induced interaction of the electron and the dielectric surface, the adsorbed electron occupies the bound states of a recoil-corrected image potential. Electron energy relaxation responsible for transitions between the image states leading to adsorption and eventually to desorption is due to the coupling to an acoustic bulk phonon.

Dielectrics typically used as plasma boundaries are graphite, silicon oxide, aluminium oxide, and bismuth silicon oxide. They all have large energy gaps blocking internal electronic degrees of freedom and small Debye energies compared to the energy difference of at least the lowest two bound surface states. Electron physisorption at these boundaries is thus driven by multi-phonon processes. As in I we presented results for a two-phonon deep surface potential, as it is applicable to graphite, where the energy difference between the lowest two bound states is between one and two Debye energies. Classifying two-phonon processes by the energy difference they allow to bridge, we included two-phonon transition probabilities only for transitions not already triggered by one-phonon processes. Besides the Debye temperature, which we varied to realize different potential depths, the material parameters used in the numerical calculations are the ones for graphite.

Similar to physisorption of a neutral particle, sticking and desorption of an electron can be subdivided into three characteristic stages. At first, the electron is trapped in one of the upper bound states of the surface potential. Then the bound state occupancy relaxes to a quasi-stationary occupancy. Finally, over the timescale set by the desorption time, the electron desorbs. In order to account for both initial trapping and subsequent relaxation we employed a quantum-kinetic rate equation for the occupancy of the image states. Apart from calculating the energy-resolved and energy-averaged prompt and kinetic electron sticking coefficients, which typically turn out to be of the order of 10^{-3} , we also investigated the relative importance of one- and two-phonon processes for the two stages of the sticking process.

The initial trapping is almost entirely due to one-phonon transitions from the continuum, two-phonon processes from higher-lying continuum states contribute very little. The relaxation of the bound state occupancy after the initial trapping depends strongly on the ratio of the probabilities for downwards transitions to the low-

est state and upwards transitions to the continuum. For graphite, with its two-phonon deep surface potential, the upper bound states are linked to the lowest bound state only by a two-phonon process. The trapped electron has thus only a slim chance to drop to the lowest bound state, particularly at high surface temperatures, which favor transitions back to the continuum. The decreased accessibility of the lowest surface state leads to a significant reduction of the kinetic sticking coefficient compared to the prompt sticking coefficient. For the other dielectrics typically used as plasma boundaries, silicon dioxide, aluminium oxide, and bismuth silicon oxide, the

surface potentials are much deeper because the Debye energy for these materials is very small. Hence, more than two phonons are required to link the upper image states to the lowest one, the accessibility of the lowest image state is thus even more suppressed, and the kinetic sticking coefficient should be accordingly small.

Acknowledgments. This work was supported by the Deutsche Forschungsgemeinschaft through the transregional collaborative research center TRR 24. F.X.B. and H.F. acknowledge discussions with H. Deutsch in the early stages of this investigation.

-
- ¹ M. Rapp and F.-J. Lübken, *J. Atmospheric and solar-terrestrial physics* **63**, 759 (2001).
 - ² E. C. Whipple, *Rep. Prog. Phys.* **44**, 1197 (1981).
 - ³ B. T. Draine and B. Sutin, *The Astrophysical Journal* **320**, 803 (1987).
 - ⁴ I. Mann, *Advances in Space Research* **41**, 160 (2008).
 - ⁵ V. E. Fortov, A. V. Ivlev, S. A. Khrapak, A. G. Khrapak, and G. E. Morfill, *Physics Reports* **421**, 1 (2005).
 - ⁶ O. Ishihara, *J. Phys. D: Appl. Phys* **40**, R121 (2007).
 - ⁷ Y. B. Golubovskii, V. A. Maiorov, J. Behnke, and J. F. Behnke, *J. Phys. D: Appl. Phys* **35**, 751 (2002).
 - ⁸ U. Kogelschatz, *Plasma Chemistry and Plasma Processing* **23**, 1 (2003).
 - ⁹ M. Li, C. Li, H. Zhan, and J. Xu, *Proceedings of the XV International Conference on Gas Discharges and their Applications* (2004).
 - ¹⁰ L. Stollenwerk, S. Amiranashvili, J.-P. Boeuf, and H.-G. Purwins, *Phys. Rev. Lett.* **96**, 255001 (2006).
 - ¹¹ L. Stollenwerk, J. G. Laven, and H.-G. Purwins, *Phys. Rev. Lett.* **98**, 255001 (2007).
 - ¹² M. Li, C. Li, H. Zhan, and J. Xu, *Appl. Phys. Lett.* **92**, 031503 (2008).
 - ¹³ M. A. Lieberman and A. J. Lichtenberg, *Principles of plasma discharges and materials processing* (Wiley-Interscience, New York, 2005).
 - ¹⁴ F. X. Bronold, H. Fehske, H. Kersten, and H. Deutsch, *Phys. Rev. Lett.* **101**, 175002 (2008).
 - ¹⁵ F. X. Bronold, H. Deutsch, and H. Fehske, *Eur. Phys. J. D* **54**, 519 (2009).
 - ¹⁶ B. Bendor and S.-C. Ying, *Phys. Rev. B* **7**, 622 (1973).
 - ¹⁷ G. Iche and P. Nozières, *J. Phys. (Paris)* **37**, 1313 (1976).
 - ¹⁸ Z. W. Gortel, H. J. Kreuzer, and R. Teshima, *Phys. Rev. B* **22**, 5655 (1980).
 - ¹⁹ Z. W. Gortel, H. J. Kreuzer, and R. Teshima, *Phys. Rev. B* **22**, 512 (1980).
 - ²⁰ U. Leuthäusser, *Z. Phys. B* **44**, 101 (1981).
 - ²¹ W. Brenig, *Z. Phys. B* **48**, 127 (1982).
 - ²² H. J. Kreuzer and Z. W. Gortel, *Physisorption Kinetics* (Springer Verlag, Berlin, 1986).
 - ²³ S. G. Chung and T. F. George, *Surface Science* **194**, 347 (1988).
 - ²⁴ Z. W. Gortel and J. Szymanski, *Phys. Rev. B* **43**, 1919 (1991).
 - ²⁵ G. Armand and J. R. Manson, *Phys. Rev. B* **43**, 14371 (1991).
 - ²⁶ D. P. Clougherty and W. Kohn, *Phys. Rev. B* **46**, 4921 (1992).
 - ²⁷ G. P. Brivio and T. B. Grimley, *Surface Science Reports* **17**, 1 (1993).
 - ²⁸ G. P. Brivio, T. B. Grimley, V. Bortolani, and G. Santoro, *Chem. Phys. Lett.* **208**, 93 (1993).
 - ²⁹ W. Brenig, A. Gross, and R. Russ, *Z. Phys. B* **96**, 231 (1994).
 - ³⁰ C. Carraro and M. W. Cole, *Progr. Surface Science* **57**, 61 (1998).
 - ³¹ W. Brenig and R. Russ, *Surface Science* **278**, 397 (1992).
 - ³² D. Neilson, R. M. Nieminen, and J. Szymański, *Phys. Rev. B* **33**, 1567 (1986).
 - ³³ A. P. Mills, E. D. Shaw, M. Leventhal, P. M. Platzman, R. J. Chichester, D. M. Zuckerman, T. Martin, R. Bruinsma, and R. R. Lee, *Phys. Rev. Lett.* **66**, 735 (1991).
 - ³⁴ A. B. Walker, K. O. Jensen, J. Szymański, and D. Neilson, *Phys. Rev. B* **46**, 1687 (1992).
 - ³⁵ R. L. Heinisch, F. X. Bronold, and H. Fehske, *Phys. Rev. B* **81**, 155420 (2010).
 - ³⁶ B. Gumhalter, *Surface Science* **347**, 237 (1996).
 - ³⁷ B. Gumhalter, *Phys. Rep.* **351**, 1 (2001).
 - ³⁸ A. Šiber and B. Gumhalter, *Phys. Rev. Lett.* **90**, 126103 (2003).
 - ³⁹ A. Šiber and B. Gumhalter, *Phys. Rev. B* **71**, 081401 (2005).
 - ⁴⁰ A. Šiber and B. Gumhalter, *J. Phys. Condens. Matter* **20**, 224002 (2008).
 - ⁴¹ T. Umeyashi and T. Nakano, *Publ. Astron. Soc. Japan* **32**, 405 (1980).
 - ⁴² R. Ray and G. D. Mahan, *Phys. Lett.* **42A**, 301 (1972).
 - ⁴³ E. Evans and D. L. Mills, *Phys. Rev. B* **8**, 4004 (1973).
 - ⁴⁴ R. L. Heinisch, *Trapping and detrapping of charged particles at surfaces*, Diploma thesis (Universität Greifswald) (2009).