

Evidence of invariance of time scale at critical point in the Ising meanfield equilibrium equation of state

Muktish Acharyya
Department of Physics
Presidency University, 86/1 College Street
Calcutta-700073, India
muktish.acharyya@gmail.com

and

Ajanta Bhowal Acharyya
Department of Physics
Lady Brabourne College
P-1/2 Surahwardy Avenue, Calcutta-700017, India
ajanta.bhowal@gmail.com

We solved the equilibrium meanfield equation of state of Ising ferromagnet (obtained from Bragg-Williams theory) by Newton-Raphson method. The number of iterations required to get a convergent solution (within a specified accuracy) of equilibrium magnetisation, at any particular temperature, is observed to diverge in a power law fashion as the temperature approaches the critical value. This was identified as the critical slowing down. The exponent is also estimated. This value of the exponent is compared with that obtained from analytic solution. Besides this, the numerical results are also compared with some experimental results exhibiting satisfactory degree of agreement. It is observed from this study that the information of the invariance of time scale at the critical point is present in the meanfield equilibrium equation of state of Ising ferromagnet.

Keywords: Ising model, Meanfield theory, Newton-Raphson method, Relaxation time, critical slowing down

PACS Nos: 75.40.Mg

I. Introduction:

Equilibrium statistical physics took an important place in physics in last few decades[1]. Recently, the nonequilibrium statistical physics became an interesting field of modern research. The system far from equilibrium gives a variety of interesting dynamical phenomena. Particularly, the Ising ferromagnet, driven by time dependent oscillating magnetic field, shows some interesting nonequilibrium responses[2]. The attainment of equilibrium state from an nonequilibrium state gives the transient behaviour of the system. The relaxation or the transient phenomena of a cooperatively interacting system is also an important and interesting subject of study in modern research. Here, mainly the type of relaxation, the dependence of relaxation time on the temperature, are the main objective of research. Generally, the relaxation time is observed to diverge at the critical point in a power law fashion and this is called *critical slowing down*. This phenomenon was observed experimentally in various systems, e.g., complex ferromagnetic systems [3], ferromagnetic iron[4], ferroelectrics [5], spin glass [6] etc.

In the language of mathematics, this is sometimes called the *invariance of time scale*, a remarkable feature of *critical phenomena*. On the other hand, the equilibrium equation of state correctly describes the temperature variation of the order parameter. In the equilibrium equation of state, generally one cannot expect to get the information of transient behaviour.

If we want to study the invariance of time scale near the critical point in any system, we need a time dependent differential equation representing the transient or nonequilibrium behaviour. Usually, by solving the equation we have the time dependence of order parameter, which eventually describes the transient behaviour. From this transient behaviour, the relaxation time can be calculated and invariance of time scale can be observed at criticality. Now the question is, *is it possible to study the nonequilibrium transient behaviour from equilibrium equation of state ?* We addressed this question in this article and studied the nonequilibrium behaviour of magnetisation in the equilibrium equation of state of Ising ferromagnet in meanfield approximation. We have organised the paper in the following way: in section II we have described the model and the methodology of solution, section III contains the numerical results, the paper ends with a summary in section IV.

II. Meanfield equation and Numerical Solution:

We know from the Bragg-Williams theory[1] the equilibrium meanfield equation of state (in the absence of magnetic field) of Ising ferromagnet becomes

$$m = \tanh\left(\frac{m}{T}\right), \quad (1)$$

m is the equilibrium magnetisation and T is the temperature of the system. Here, the temperature T is measured in such an unit that the ferromagnetic interaction strength J , the Boltzmann constant K_B and the number of nearest neighbour q are set equal to unity.

One can solve the equation by Newton-Raphson method [8] to get the equilibrium value of magnetisation at any fixed temperature. This has been done already and studied the temperature dependence of magnetisation. The transition (ferro-Para) temperature T_c can be estimated from this study and it becomes equal to unity. *However, no such attempt has been made so far to study the transient behaviour from this equilibrium meanfield equation of state.*

We have solved this equation by Newton-Raphson method [8] taking $f(m) = m - \tanh\left(\frac{m}{T}\right)$ and by iterating $m_{new} = m_{old} - \frac{f(m)}{\frac{df}{dm}}$. The criterion of the convergence of the solution was set as $\frac{|m_{new} - m_{old}|}{m_{new}} \leq \epsilon$. In this present study, we set $\epsilon = 10^{-8}$. We have set the initial (or guess) value of $m = 1.0$. Our study is mainly confined in the paramagnetic region ($T > T_c$) and very close to $T_c = 1.0$. The number of iterations required to achieve this convergence, is defined as the relaxation time T_r .

III. Numerical Results:

The time variation of magnetisation in kinetic Ising model in meanfield approximation is governed by the following differential equation[7]

$$\tau \frac{dm}{dt} = -m + \tanh\left(\frac{m}{T}\right) \quad (2)$$

where $m(t)$ is the instantaneous magnetisation, τ is the microscopic relaxation time, i.e., the time of single spin flip and T is the temperature. Just above T_c this equation may be linearised as

$$\tau \frac{dm}{dt} = -m + \frac{m}{T} \quad (3)$$

which is readily solved to get $m(t) \sim \exp(-\frac{(T-1)t}{T_r})$ and the relaxation is exponential with the relaxation time $T_r \sim (T - 1)^{-1}$. Here, the analytical value of z is equal to 1.0 and $T_c = 1.0$

We have calculated this relaxation time T_r for different temperatures T . This is calculated from the number of iterations required to get the convergent (within accuracy $\epsilon = 10^{-8}$) solution of eqn(1) by Newton-Raphson method. Let us call this is the relaxation time T_r calculated from convergent solution. Figure-1(a) shows the temperature variations of relaxation times T_r (obtained from convergence). It is clear that The relaxation time T_r shows the tendency of divergence as one approaches $T_c = 1.0$. This is a clear indication of *critical slowing down* or the *invariance of time scale*. Amazingly, this is being observed here from the equilibrium equation of state where the information of time variation is absent! The relaxation time T_r can also be measured in a different way. We have recorded the value of m obtained at each iteration in solving the meanfield equation by Newton-Raphson method. If this is plotted against the number of iterations this shows an exponential variation. Figure-1(b) shows the semilog plot of magnetisation ($m(i)$) after i -th iteration versus the number of iteration i . The straight line in semilog plot reveals the exponential nature of relaxation. Assuming $m(i) \sim \exp(-i/T_r)$, the relaxation time T_r is calculated from the slope of semilog plot of $m(i)$ versus i . Let us call this is the relaxation time T_r calculated from the exponential relaxation. Here also the relaxation time T_r increases as the temperature T comes closer to $T_c = 1.0$ and shows also a tendency of divergence near $T_c = 1.0$. Here also we observed the similar kind of *critical slowing down* or *invariance of time scale*. This is shown in Figure-1(c).

Our next step is to estimate the exponent assuming the power law divergence of relaxation time. First we assume the scaling law $T_r \sim (T - T_c)^{-z}$. For the right choice of z , the plot of $T_r^{-1/z}$ versus T will be a straight line. The straight line will intersect the T -axis at $T = T_c$. We have chosen a guess value of z and fitted $T_r^{-1/z}$ versus T with a straight line by least square fitting method. We have calculated the error e_r in fitting. Now we varied z systematically in a range of values and calculated the error (in least square straight line fitting) e_r . The error e_r is plotted against z and shown in fig-2(a). We have chosen the value of z which minimises the error e_r . This becomes $z = 0.989$ and with this value the straight line fit is also shown in fig-2(b). This straight line cuts the T axis at $T = T_c = 1.0000$.

The same technique was employed to estimate z and T_c , in the case where

we have calculated the relaxation time T_r by exponential relaxation method. This is shown in fig-3. Here, the exponent $z=0.990$ and $T_c = 1.0000$.

Both the results of z and T_c estimated here (even by both methods of calculating the relaxation time T_r) agree well with that obtained analytically, i.e. $z = 1.0$ and $T_c = 1.0$.

It may be mentioned here that the experiments[3] on the spin dynamics near the critical point was performed in quasi two dimensional ferromagnet $(CH_3NH_3)_2CuCl_4$. The similar power law variation of relaxation time was observed and the exponent estimated is 1.05 ± 0.03 which agrees well with that obtained in our present meanfield calculation.

One may argue that this may be some artefact of Newton-Raphson method. Keeping this in mind we have applied simple iterative method and calculated the relaxation time from the convergence criterion. This also shows similar result but the exponent estimated here is different $z = 0.857$, however the same power law divergence of relaxation time was observed. These results are shown in Figure-4.

IV. Summary:

In this paper, we studied mainly the transient behaviour from time independent equilibrium equation of state, particularly, the equation of state of Ising ferromagnet in meanfield approximation. The equation of state, gives the equilibrium magnetisation at any particular temperature and can be obtained by solving the transcendental equation by Newton-Raphson method. Generally, the convergent solution gives the equilibrium result. However, the transient behaviour may be obtained from this method. Here, we have calculated the relaxation time, defined as the number of iterations required to get the convergent solution, and studied it as a function of temperature. This relaxation time was observed to diverge at the critical point in a power law fashion and the exponent is also estimated. The estimated value of the exponent agrees well with that obtained analytically. The critical slowing down and the power law divergence of the relaxation time are also observed experimentally. Our meanfield estimate of the exponent agrees well with that obtained experimentally[3].

In conclusion, let us say that the *transient* behaviour may be obtained from the *equilibrium equation of state*. The time independent equilibrium equation of state contains the information about the transient behaviour.

One possible explanation of this fact may be the method of getting the relaxation behaviour. Both Newton-Raphson and simple iterative methods are Markovian type and the differential equation of getting the time dependent magnetisation is of first order.

V. Acknowledgements:

We would like to thank Subinoy Dasgupta for helpful discussions. We also thank to Abhik Basu for helping us to collect Reference- [7].

References

1. K. Huang, *Statistical mechanics*, Wiley, John and Sons, 1990
2. B. K. Chakrabarti and M. Acharyya, *Rev. Mod. Phys.*, 71 (1999) 847 and the references therein.
3. Y. Okuda et al., *J. Phys. Soc. Jpn.*, 47 (1979) 773
4. M. J. Dunlavy and D. Venus, *Phys. Rev. B*, 69 (2004) 094411
5. E. Kanda et al., *J. Phys. C: Solid State Physics*, 15 (1982) 3401
6. N. S. Sullivan and D. Esteve, *Physica B+C* 107 (1981) 189
7. T. Tome and M. J. de Oliveira, *Phys. Rev. A* 41 (1990) 4251; See also, R. Kubo, *J. Phys. Soc. Jpn.* 24 (1968) 51, R. J. Glauber, *J. Math. Phys.* 4 (1963) 294.
8. B. Scarborough, *Numerical Mathematical Analysis*, Oxford and IBH, (1930).

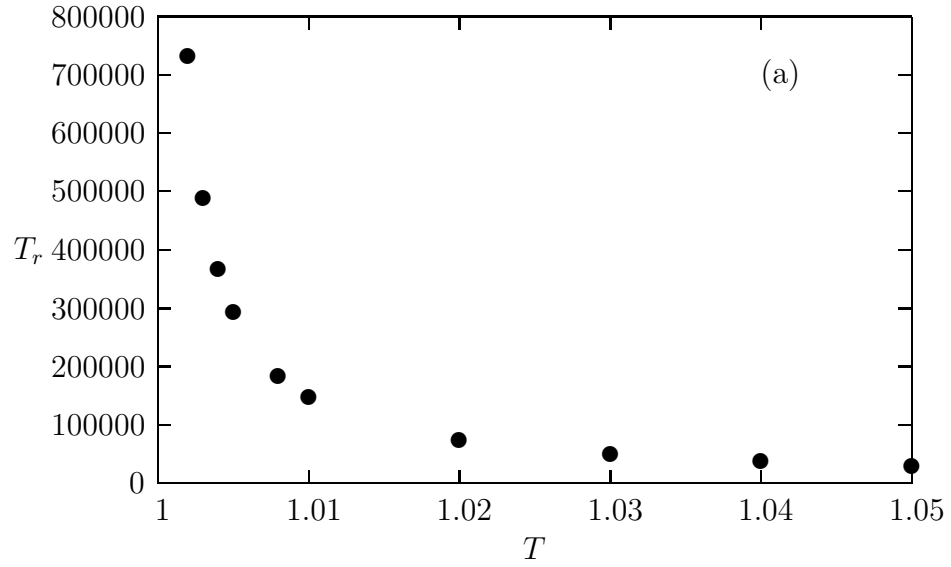


Fig.-1(a). The variation of relaxation time T_r against the temperature T . The relaxation time is calculated from the convergence time of solving m (from eqn(1)) by Newton-Raphson method.

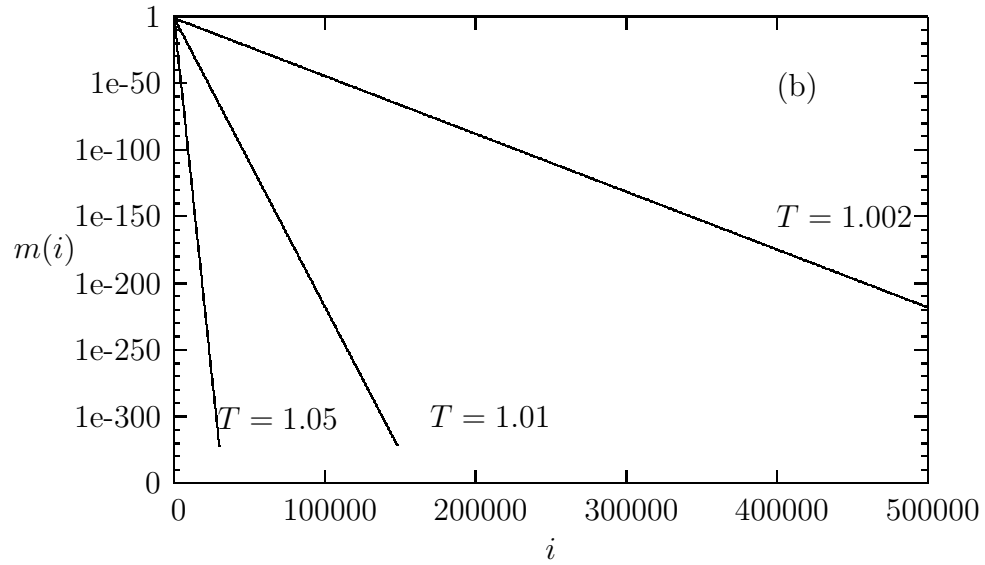


Fig-1(b). The evidence of exponential relaxation. The semilog plot of magnetisation $m(i)$ (value of m at i -th iteration in solving eqn(1)) versus time i (i -th iteration) at different temperatures.

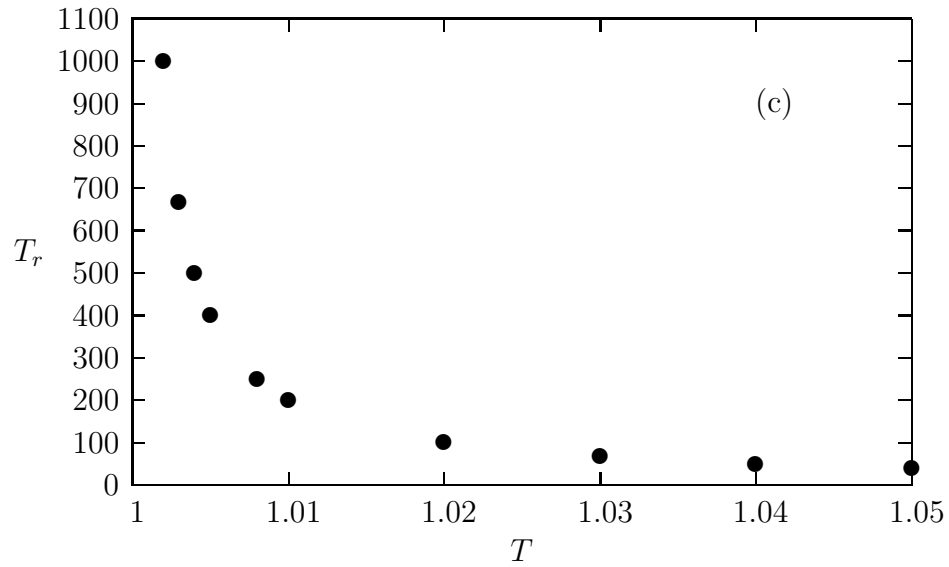


Fig.-1(c). The variations of relaxation time (T_r) with temperature (T). Here, the relaxation time T_r is calculated from the exponential fitting of the solution $m(t)$ of eqn(1).

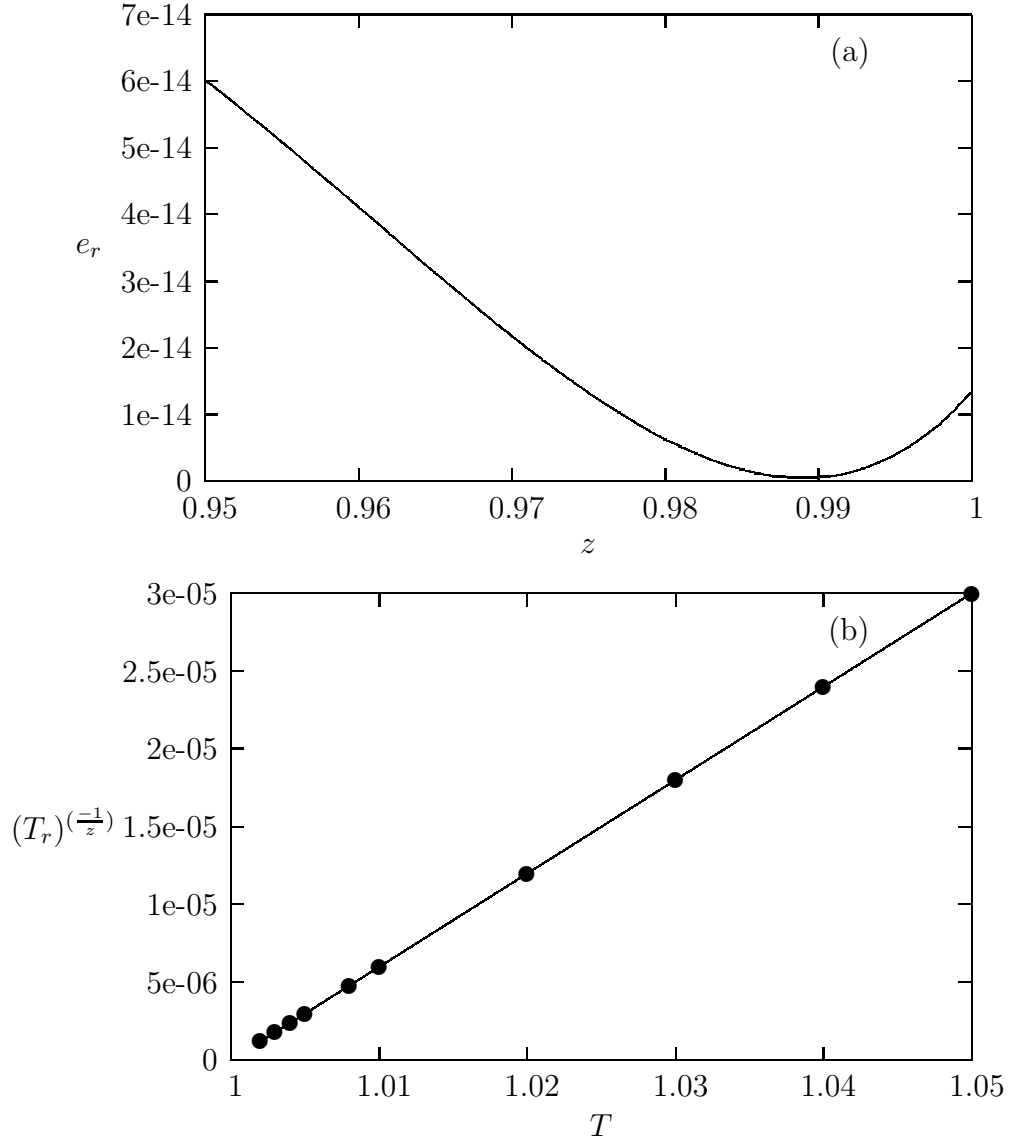


Fig.-2. (a) The error is plotted against the various values of exponent z . The error becomes minimum for $z = 0.989$. (b) the plot of $(T_r)^{(-\frac{1}{z})}$ ($z = 0.989$) against the temperature T . Continuous line is the linear best fit. Here the estimated $T_c = 1.0000$. The T_r obtained here from convergence criterion.

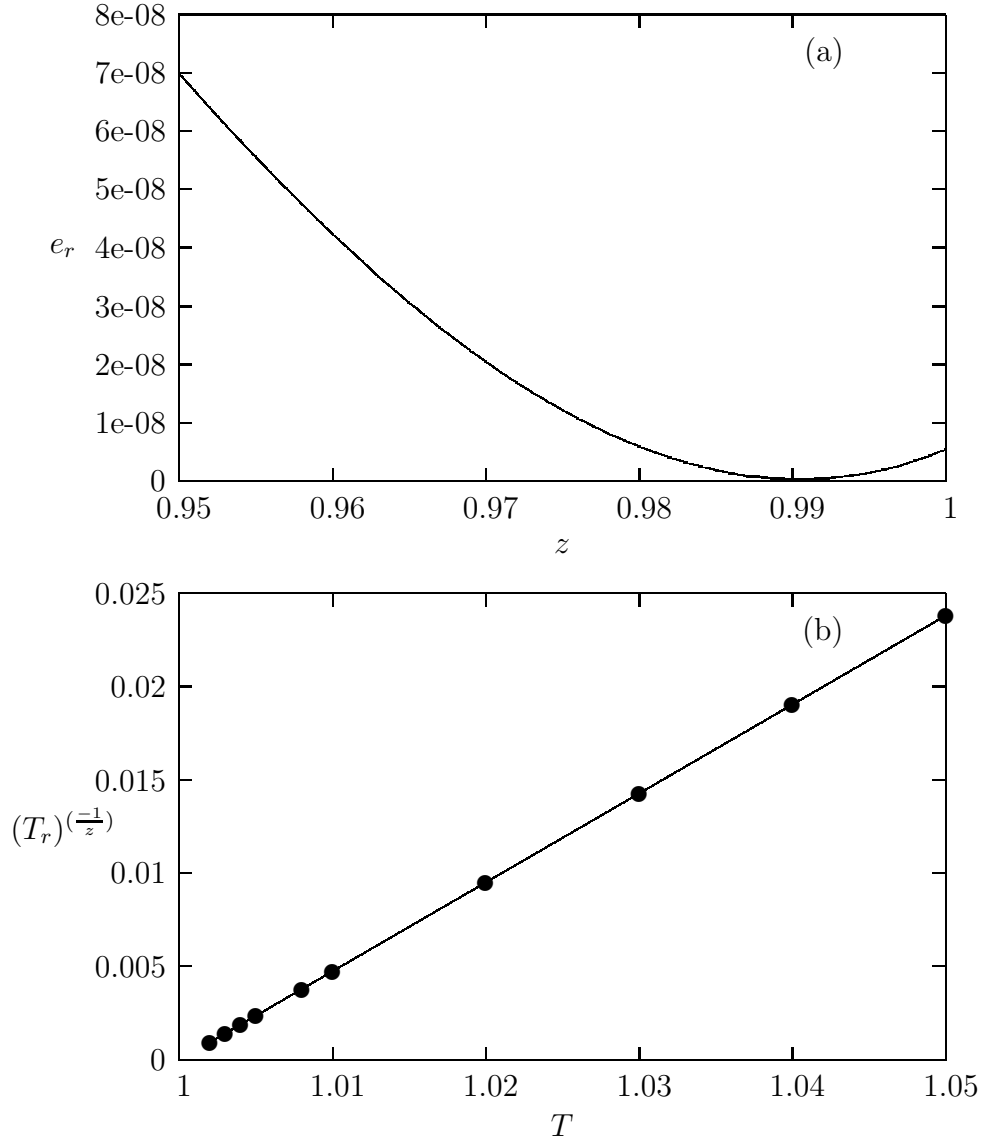


Fig.-3. (a) The error is plotted against the various values of exponent z . The error becomes minimum for $z = 0.990$. (b) the plot of $(T_r)^{(-\frac{1}{z})}$ ($z = 0.990$) against the temperature T . Continuous line is the linear best fit. Here the estimated $T_c = 1.0000$. The T_r obtained here from exponential relaxation.

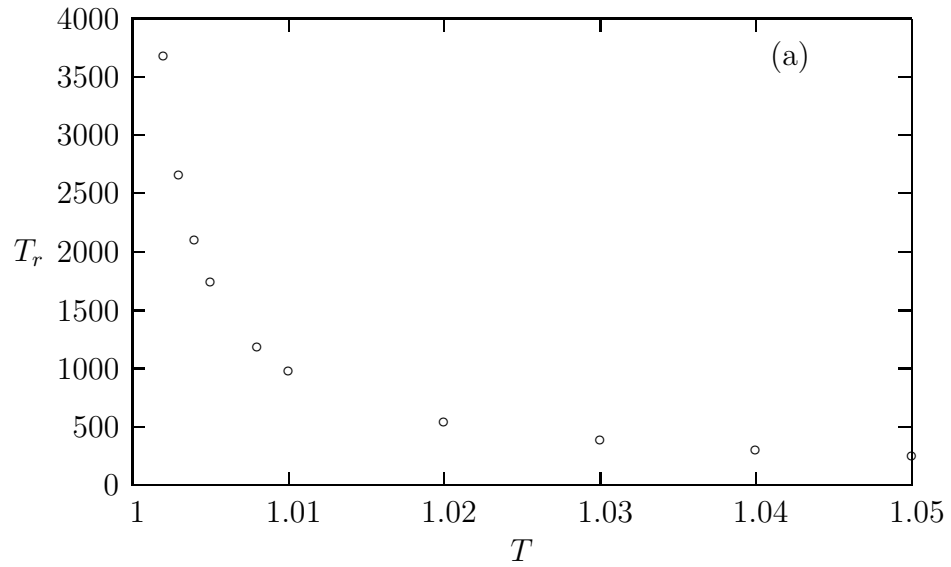


Fig.4a. The relaxation time (T_r) plotted against temperature (T). Here, T_r is calculated from the number of iteration required for getting convergent solution on m by iterating the equation $m = \tanh(m/T)$.

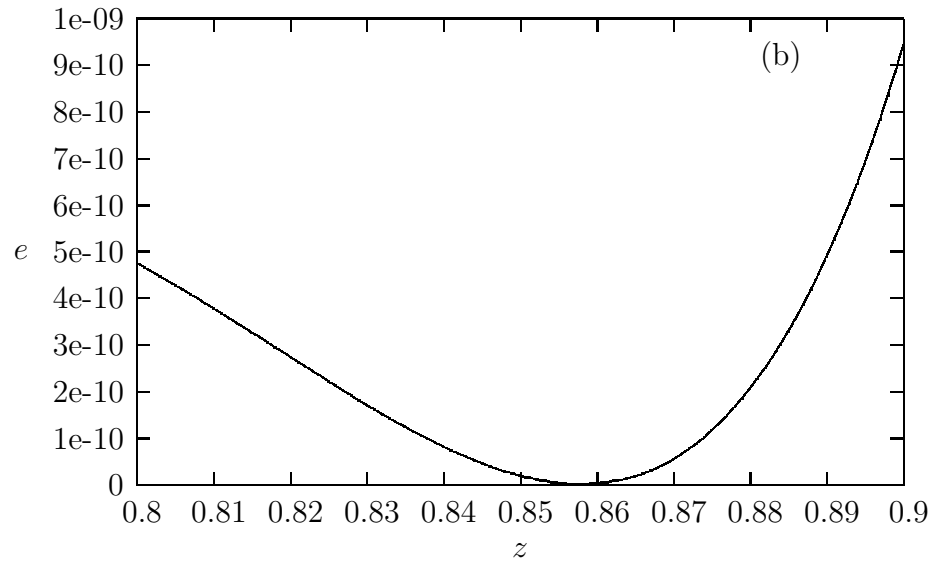


Fig.4b. The error (e) of linear fitting is plotted against test values of exponent (z). The error is minimum for $z = 0.857$.

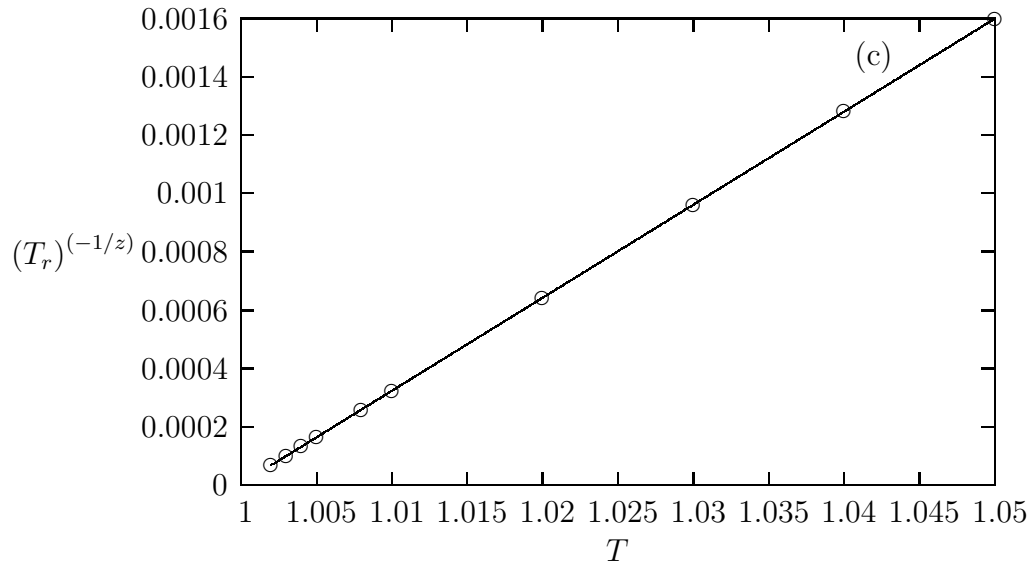


Fig.4c. The plot of $(T_r)^{-1/z}$ versus temperature (T). Continuous line is linear best fit with $z = 0.857$.