

# Diversity and critical behavior in prisoner's dilemma game

C.-K. Yun<sup>1</sup>, N. Masuda<sup>2,3</sup>, and B. Kahng<sup>1,4</sup>

<sup>1</sup>*Department of Physics and Astronomy,  
Seoul National University, Seoul 151-747, Korea*

<sup>2</sup>*Department of Mathematical Informatics,  
The University of Tokyo, Tokyo 113-8656, Japan*

<sup>3</sup>*PRESTO, Japan Science and Technology Agency,  
4-1-8 Honcho, Kawaguchi, Saitama 332-0012, Japan*

<sup>4</sup>*School of Physics, Korea Institute for Advanced Study, Seoul 130-722, Korea*

(Dated: June 7, 2018)

## Abstract

The prisoner's dilemma (PD) game is a simple model for understanding cooperative patterns in complex systems consisting of selfish individuals. Here, we study a PD game problem in scale-free networks containing hierarchically organized modules and controllable shortcuts connecting separated hubs. We find that cooperator clusters exhibit a percolation transition in the parameter space  $(p, b)$ , where  $p$  is the occupation probability of shortcuts and  $b$  is the temptation payoff in the PD game. The cluster size distribution follows a power law at the transition point. Such a critical behavior, resulting from the combined effect of stochastic processes in the PD game and the heterogeneous structure of complex networks, illustrates the diversity of social relationships and the self-organization of cooperator communities in real-world systems.

PACS numbers: 89.75.Hc, 89.75.Da, 89.75.Fb

Social interactions between individuals are often cooperative or competitive, and certain emerging patterns in these interactions can be recognized. In particular, an understanding of social dilemmas where the optimal strategy for the whole society is not the same as that for each individual has been an attractive topic of interdisciplinary research. The prisoner's dilemma (PD) game has been used as a basic model in understanding the patterns that emerge in the case of social dilemmas [1, 2]. In the PD game, which was originally designed as a two-player game, a player earns a larger payoff by unilateral defection than by mutual cooperation. Therefore, even if both players attain nothing when they defect, the optimal choice would be defection. On the other hand, in real systems, people are cooperative and altruistic. Thus, it will be interesting to resolve such a paradox by using a simple model.

A social system is more accurately described by a network of players [3]. If players in a network change their strategies according to evolutionary dynamics (i.e., by imitating successful neighbors), we often observe mutual cooperation, and the system exhibits diverse patterns [2, 4]. These diverse patterns result from the collective dynamics of the players' interactions with each other [5]. While such diverse patterns are present and probably functional in social relationships, their diversity has not been clearly understood yet. In this Letter, we investigate the origin of the formation of such diverse patterns by using the PD game.

The enhanced cooperation and emerging patterns in the PD game were first clarified in the Euclidean space [1, 6]. Recently, the PD game was extended to complex heterogeneous networks such as scale-free (SF) networks, in which the number of the nearest neighbors of a node (which is known as the degree of the node) follows a power law. In random SF networks such as the Barabási and Albert model [7], the mean distance between two nodes scales logarithmically with the system size. In such small-world SF networks, the density of cooperators is significantly higher [8] than that in the case of other networks, including those in the Euclidean space. Once cooperation is stabilized at the hubs at an early stage of dynamics, cooperation spreads to nodes with smaller degrees [8, 9]. Thus, the hub plays a crucial role in spreading cooperation.

Many SF networks in the real world are not as random as that in the Barabási and Albert model; they contain modular structure. Moreover, the modular structure is hierarchically organized [10]. In such modular SF networks, hubs are separated from each other, and the mean distance between two nodes often scales in a power-law manner with the system size

[11]. Such networks are called large-world or fractal networks. Cooperation would in such networks is less than that in random SF networks, because the large distance between hubs generally reduces cooperation [8, 9].

Social networks in the real world are often at the boundary between small-world and large-world networks [12]. Thus, in this Letter, we consider the PD game in artificial networks in which the number of edges between the separated hubs is controlled by the occupation probability  $p$  and examine the patterns in the interactions between the cooperators as the network transforms from a large-world to a small-world networks as  $p$  increases. We find that clusters composed of cooperators undergo a percolation transition in the parameter space of  $(p, b)$ , where  $b$  is the temptation payoff in the PD game. Interestingly, the percolation transition occurs either continuously or discontinuously as  $p$  is increased for a fixed  $b$  or  $b$  is decreased for a fixed  $p$ . Therefore, there exists a tricritical-like point  $(p_t, b_t)$  such that for a fixed  $b < b_t$  ( $b > b_t$ ) or  $p < p_t$  ( $p > p_t$ ), the giant cluster of cooperators grows continuously (discontinuously) (Fig. 1(a)). The phase diagram is shown in Fig. 1(b). Furthermore, the size distribution of the cooperator clusters exhibits a power-law behavior near the percolation threshold as long as  $p < p_t$ . This emerging pattern suggests that the cooperators self-organize their clusters to attain a critical state, which enhances the diversity within the system.

On the basis of previous papers [4, 8, 9], we define the payoff matrix by

$$\begin{array}{c} C \quad D \\ C \begin{pmatrix} 1 & 0 \\ b & 0 \end{pmatrix}. \end{array} \quad (1)$$

A row player selects one of two states, either cooperation (C) or defection (D), so does a column player. Each entry in Eq. (1) represents the payoff that the row player obtains. If the two players start with mutual cooperation, both players are tempted to defect in order to obtain a larger payoff (temptation) i.e.,  $b > 1$ . If both players act selfishly and choose to defect, both obtain no payoff; this is the unique Nash equilibrium of the game. However, the individual rewards for both the players could be higher if they mutually cooperate.

We examine the evolutionary PD game for several types of complex networks with equal initial densities of C and D. At each time step (or round), each player  $i$  interacts with all of its  $k_i$  neighbors; here,  $k_i$  is the degree of the node  $i$ . Player  $i$ 's payoff in one round  $P_i$  is the sum

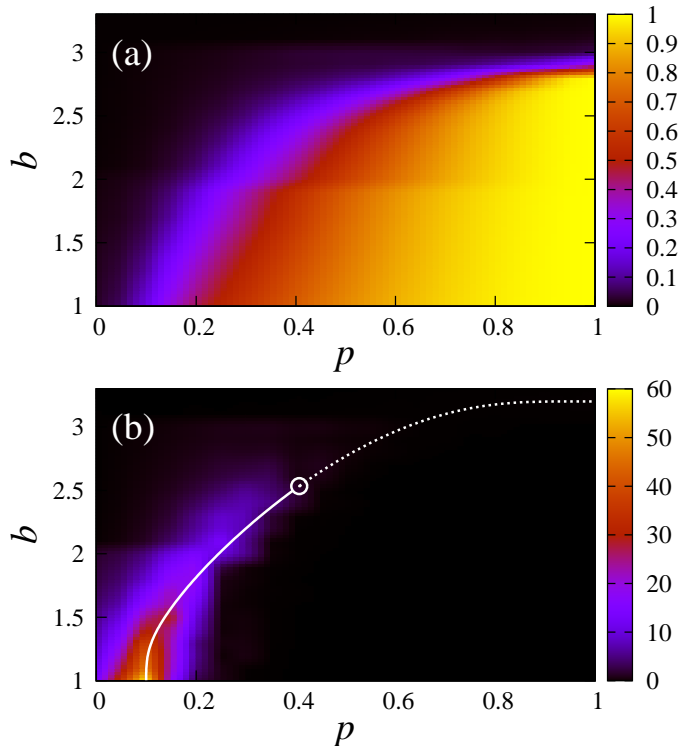


FIG. 1: (Color online) (a) Giant cluster size in the parameter space of  $(p, b)$  for the hierarchical network with system size  $N = 10,924$ . Data are averaged over 100 network configurations. (b) Susceptibility under the same condition as that in the case of (a). The solid and dotted curves are the loci along the peaks of susceptibility: the peaks represent continuous and discontinuous percolation transitions, respectively.

of all the payoffs earned by playing against the  $k_i$  neighbors. Player  $i$  updates its strategy according to the following rule [8]: A neighbor  $j$  of player  $i$  is chosen with equal probability  $1/k_i$ . Then, if  $P_j > P_i$ ,  $i$  copies  $j$ 's strategy with probability  $(P_j - P_i) / [b \max(k_i, k_j)]$ . The denominator normalizes the probability such that the probability is between 0 and 1. On the other hand, if  $P_j < P_i$ ,  $i$  does not change its strategy. The rule for updating strategies is synchronously applied by all the players. This procedure is repeated in subsequent rounds.

In each round, a player chooses either C or D. However, in long-term dynamics, players are categorized as [9]: a permanent cooperator, a permanent defector, or an unstable player that continuously changes its state between C and D. We numerically simulate the PD game until the density of the cooperators does not change with time. We simulate the PD game

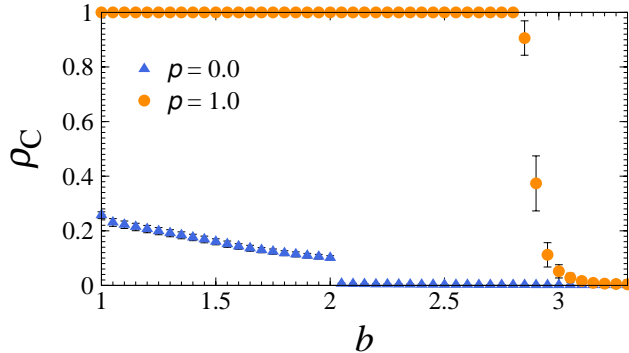


FIG. 2: (Color online) Density of cooperators as a function of temptation payoff  $b$  for the two extreme cases,  $p = 0$  and  $p = 1$  in the hierarchical model.

for up to  $2 \times 10^4$  rounds after a steady state is reached for each players' configuration at initial. A permanent cooperator (defector) is defined as the node that chooses only C (D) for the last  $10^4$  rounds. The rest of the nodes that do not satisfy this condition are regarded as unstable players. The density of the permanent cooperators is denoted by  $\rho_c$ .

The PD game is played on the so-called hierarchical network, introduced in [14]. This network is constructed by repeating a simple structural mapping as follows: We begin with an edge, which is replaced with a diamond in the next iteration step. A horizontal edge between two nodes at the diagonal positions is present with probability  $p$ . This process is repeated for each edge in the diamond (except the horizontal bond) in subsequent iterations until the obtained network attains the desired system size. This network is scale-free and has a degree exponent of 3. When  $p = 0$ , the network is a large-world network and the diameter, i.e., the largest distance between any two nodes in the system, increases according to a power law. When  $p = 1$ , the network is a small-world network and the diameter is proportional to  $\ln N$ , where  $N$  is the system size. The phase transition pattern of the Ising model based on this hierarchical model indicates that as  $p$  increases and crosses  $p = p^* \cong 0.494$ , the network undergoes a transition from being a large-world network to being a small-world network [14]. The transition behavior is different across  $p^*$ . In the large-world and small-world, the transition is of the Ising type and the inverted Berezinskii-Kosteritz-Thouless, respectively.

The density of the permanent cooperators  $\rho_c$  is shown as a function of the temptation payoff  $b$  for the two extreme cases corresponding to  $p = 0$  and 1 in Fig. 2. While the mean field theory predicts that no cooperator is present in the PD game for  $b > 1$ , when  $p = 1$ ,

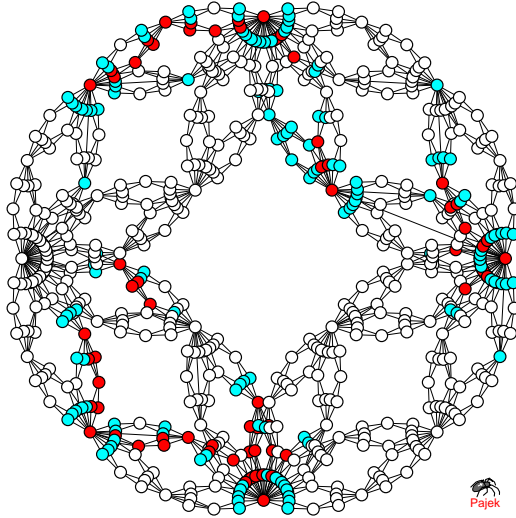


FIG. 3: (Color online) A snapshot of permanent cooperators (red, dark), permanent defectors (white), and unstable players (cyan, gray) in the hierarchical network with  $p = 0.15$ ,  $b = 2.3$  and  $N = 684$  after 20,000 rounds in a steady state.

however,  $\rho_c$  is almost equal to 1 for  $b$  values up to  $b_c$ , beyond which  $\rho_c$  drops suddenly. When  $p = 0$ ,  $\rho_c$  is relatively small even when  $b = 1$ , and it decays continuously with increasing  $b$ . The discontinuity at  $b = 2$  is because of the deterministic structure of the hierarchical network; however, such behavior does not appear in other real-world networks. In fact, such different types of behaviors of  $\rho_c$  with respect to  $b$  were also observed in real-world networks, in particular, an email network and a social network by using the “Pretty-Good-Privacy” program [15]. In the former (latter) case, the cooperator density decreases smoothly (drastically). Furthermore, it is noteworthy that for all  $b$ ,  $\rho_c$  at  $p = 1$  is larger than  $\rho_c$  at  $p = 0$ . This indicates that the shortcuts connecting the hubs play an important role in enhancing cooperation [8, 9]. The cooperation between influential individuals enhances the overall cooperation in the society. Let us now proceed to evaluate the case in which  $p$  increases from 0 to 1.

A snapshot of the states of the players in the hierarchical network with  $p = 0.15$ ,  $b = 2.3$  and  $N = 684$  is shown in Fig. 3: this network represents the large-world network. The permanent cooperators tend to be located around or at hubs, and may impact other cooperators. This is because once cooperators form a cluster around a hub, then the hub

becomes stable and is protected against any invasion by defectors. However, when defectors gather around the hub, the hub may cease to be stable because mutual defectors get no payoff. Therefore, permanent defectors are located at nodes with small degree, while the unstable players are in between nodes with small degrees and those with large degrees. We remark that cooperators are not *always* located at or around hubs as they were in the snapshot, because the formation of cooperator clusters is determined stochastically and it generally depends on the fluctuations in cooperator densities. The degree of the hubs and the dynamic stochastic process of the PD game result in the formation of cooperator clusters with a wide range of sizes.

In contrast, in the small-world network with a large  $p$ , for example,  $p = 1$ , permanent cooperators are always located at hubs and mutual cooperation occurs on a global scale. This behavior occurs even when a hub and its neighbors are mostly defectors at an early stage; the hub eventually cooperates with another hub.

The size  $G(p, b)$  of the largest cluster of permanent cooperators is shown as a function of  $p$  and  $b$  in Fig. 1(a). Here  $G(p, b)$  is considered to be the order parameter, as in percolation theory. As  $p$  increases for a fixed  $b < b_t$  ( $b_t$  is defined below),  $G$  increases gradually from 0 to 1 and exhibits a percolation transition at  $p_c(b)$ . In Fig. 1(a), we can see that the transition interval in which  $0.1 < G < 0.4$  is wide for small  $b$ . However, this interval becomes narrower as  $b$  increases, indicating that the giant cluster grows suddenly as  $p$  increases for large values of  $b$ . A similar behavior is exhibited by the susceptibility, defined by  $\chi(p, b) = \sum'_s s^2 n_s$ , where the prime denotes the exclusion of the giant cluster in the summation, and  $n_s$  is the normalized number of  $s$ -sized clusters composed of permanent cooperators. As shown in Fig. 1(b), the peak positions of  $\chi$  mark the phase boundary  $p_c(b)$  across which the giant cooperator cluster increases to a finite size. The peak height of the susceptibility decreases as  $b$  approaches the tricritical-like point  $b_t$ , beyond which the susceptibility is likely to disappear. It is noteworthy that while the peak diverges in the classical percolation transition, it is finite in the infinite-order percolation transition, which often occurs in growing networks [16]. On the basis of this observation, we may say that the percolation transition is continuous for  $p < p_t$  and of infinite-order for  $p > p_t$ . The estimated value of  $p_t$  is about 0.4; this is roughly equal to  $p^* \simeq 0.494$ , which is the boundary between the large-world and the small-world networks as determined on the basis of the thermal transition patterns of the Ising model [14].

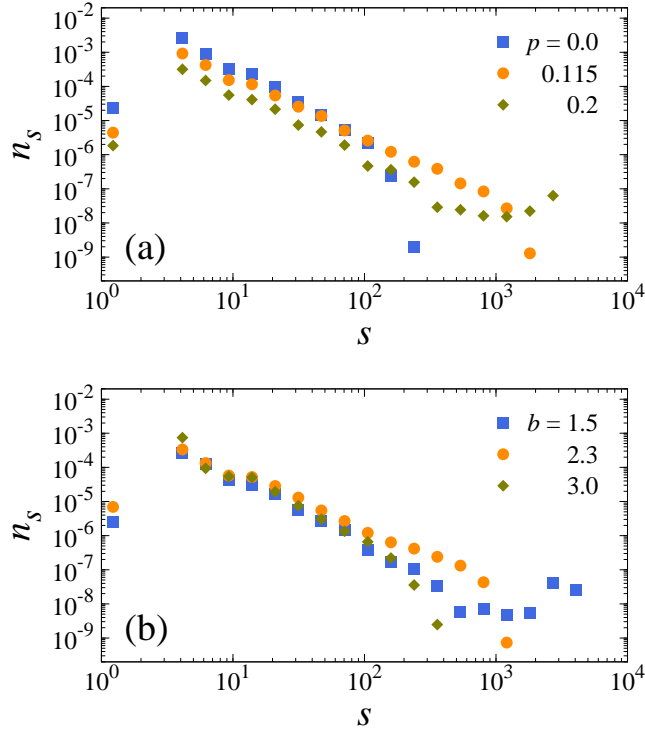


FIG. 4: (Color online) Size distribution of cooperator clusters in the hierarchical network with  $N = 10,924$  nodes for (a) various values of  $p$  and  $b = 1.7$  and (b) various values of  $b$  and  $p = 0.15$ . The data are obtained by averaging the results for over 500 configurations.

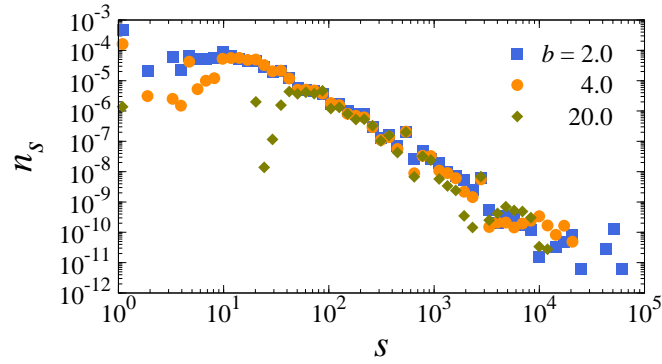


FIG. 5: (Color online) Size distribution of cooperator clusters for several  $b$  in the the WWW with system size  $N = 325,729$ . The data are obtained by averaging the results for over 100 configurations.



The cluster-size distribution  $n_s$  is shown in Fig. 4. In Fig. 4(a),  $n_s$  is plotted against  $s$  for several  $p$ , but with a fixed  $b = 1.7$ , and in Fig. 4(b),  $n_s$  is plotted for several  $b$ , but with a fixed  $p = 0.15$ . For the large-world network, i.e., the network for which  $p = 0.0 < p_c$ ,  $n_s(p)$  exhibits a sub-critical behavior, i.e., for small  $s$ , it decays according to a power-law and for large  $s$ , it decays exponentially beyond a cutoff. At  $p_c \cong 0.1$ ,  $n_s(p_c)$  obeys the power law  $n_s(p_c) \sim s^{-\tau}$  with  $\tau \approx 1.85 \pm 0.1$ . When  $p > p_c$ ,  $n_s(p)$  exhibits super-critical behavior. For the small-world network, the cluster size distribution does not follow a power law. Similar behavior is observed when  $p$  is kept constant while varying  $b$  (Fig. 4(b)). When  $p < p_t$ , the order parameter increases gradually with  $b$ , while when  $p > p_t$ , it increases very drastically.

Large-world networks are known as fractal networks. Typical fractal networks in the real world are the protein interaction network and the World-Wide Web (WWW) [11]. In this study, we simulate the evolutionary PD game on the WWW. Since the WWW network is a single network, corresponding to  $p$  being fixed, we vary only  $b$ . As shown in Fig. 5, the distribution of cooperator cluster sizes for several values of  $b$  decays according to a power law with an exponent of approximately 2. Thus, we conclude that the critical behavior of the cluster size distribution is not limited to the hierarchical networks, but rather, this behavior is intrinsic.

In summary, we have studied the percolation transition of cooperator clusters in artificial hierarchical networks as well as in the WWW network. We found that in the WWW, the cluster size distribution of permanent cooperators follows a power law near the percolation threshold. Such a critical behavior is also observed in the fractal hierarchical networks; on the basis of these observation, we can determine the condition under which critical behavior is observed. The power-law behavior indicates that cooperators create communities of diverse sizes and at scattered locations. These clusters stochastically form affected by hubs. In order to improve cooperations on a global scale in society, communication channels must be established between influential individuals.

This study was supported by an NRF grant (Grant No. 2010-0015066 (BK)), by the NAP of KRCF (CKY), and by Grants-in-Aid for Scientific Research (Nos. 20760258 and 20540382, and Innovative Areas ‘‘Systems Molecular Ethology’’) from MEXT, Japan (NM).

---

[1] R. Axelrod, *Evolution of Cooperation* (New York, NY: Basic Books, 1984).

- [2] M. A. Nowak, *Evolutionary dynamics — Exploring the equations of life*, (The Belknap Press of Harvard University Press, 2006).
- [3] M. E. J. Newman, *SIAM Rev.* **45**, 167 (2003); D. J. Watts, *Annu. Rev. Sociol.* **30**, 243 (2004); S. Boccaletti, V. Latora, Y. Moreno, M. Chavez, and D.-U. Hwang, *Phys. Rep.* **424**, 175 (2006); C. Castellano, S. Fortunato, and V. Loreto, *Rev. Mod. Phys.* **81**, 591 (2009).
- [4] G. Szabó and G. Fáth, *Phys. Rep.* **446**, 97 (2007).
- [5] F. C. Santos, M. D. Santos, and J. M. Pacheco, *Nature (London)* **454**, 213 (2008).
- [6] M. A. Nowak and R. M. May, *Nature (London)* **359**, 826 (1992).
- [7] A. L. Barabási and R. Albert, *Science* **286**, 509 (1999).
- [8] F. C. Santos and J. M. Pacheco, *Phys. Rev. Lett.* **95**, 098104 (2005); F. C. Santos, J. F. Rodrigues, and J. M. Pacheco, *Proc. R. Soc. B* **273**, 51 (2006).
- [9] J. Gómez-Gardeñes, M. Campillo, L. M. Floría, and Y. Moreno, *Phys. Rev. Lett.* **98**, 108103 (2007).
- [10] E. Ravasz, A. L. Somera, D. A. Mongru, Z. N. Oltvai, and A.-L. Barabási, *Science* **297**, 1551 (2002).
- [11] C. Song, S. Havlin, H. A. Makse, *Nature (London)* **433**, 392 (2005); K.-I. Goh, G. Salvi, B. Kahng, and D. Kim, *Phys. Rev. Lett.* **96**, 018701 (2006).
- [12] D. Lee, K.-I. Goh, B. Kahng, and D. Kim, (unpublished).
- [13] S. N. Dorogovtsev, A. V. Goltsev, and J. F. F. Mendes, *Phys. Rev. E* **65**, 066122 (2002).
- [14] M. Hinczewski and A. N. Berker, *Phys. Rev. E* **73**, 066126 (2006).
- [15] S. Lozano, A. Arenas, and A. Sánchez, *PLoS One* **3**, e1892 (2008).
- [16] D. S. Callaway, J. E. Hopcroft, J. M. Kleinberg, M. E. J. Newman, and S. H. Strogatz, *Phys. Rev. E* **64**, 041902 (2001).