

A SEARCH FOR NEUTRINOLESS DOUBLE BETA DECAY: FROM NEMO-3 TO SUPERNEMO

Yu.A. SHITOV on behalf of the SuperNEMO Collaboration
Physics Department, Imperial College
Prince Consort Rd, London SW7 2BW, UK
**E-mail: y.shitov@imperial.ac.uk*



The SuperNEMO project aims to search for neutrinoless double beta decay ($0\nu\beta\beta$) up to a sensitivity of 10^{26} years for the $0\nu\beta\beta$ half-life (down to ~ 50 meV in the effective Majorana neutrino mass), using ~ 100 kg of source and a ‘tracko-calo’ detector. The current status of the 2006–2010 R&D programme is discussed here.

1 Introduction

Discovery of neutrinoless double beta decay, $0\nu\beta\beta$: $(A, Z) \rightarrow (A, Z+2) + 2e^-$, which is forbidden in the Standard Model due to lepton number conservation, would prove the Majorana nature and reveal new fundamental properties of the neutrino. The hierarchy and absolute mass scale of the neutrino eigenstates would be determined in the case where $0\nu\beta\beta$ -decay is driven by light neutrino exchange, while new physics could be tagged in the case of other possible $0\nu\beta\beta$ -decay mechanisms, such as right-handed currents, R-parity violation of SUSY, etc^{1,2}.

The principal difference in experimental techniques is whether the two electrons emitted in the $\beta\beta$ -decay are measured directly (tracking + calorimetry or TPC) or not (geochemistry or calorimetry only). Pure calorimeters (germanium semiconductors and bolometers) are the $\beta\beta$ -sources themselves and thus only measure the total energy deposited by both electrons.

In comparison with calorimeters, the direct methods currently have worse efficiency and energy resolution, but better background rejection and the possibility of measuring different isotopes. However, the most important feature is that the individual energies and trajectories of both electrons can be measured. Obtaining this unique information is the only way to probe the decay mechanism once a $0\nu\beta\beta$ -signal has been found by any experiment.

The SuperNEMO project is the next step in direct experimental $0\nu\beta\beta$ -decay searches based on the ‘tracko-calo’ technique of the NEMO series of experiments, including the latest cur-

rently running NEMO-3 detector³. Inspired by the success of these experiments, the NEMO/SuperNEMO Collaboration^a has embarked on an R&D programme (since 2006) to design a detector with sensitivity down to ~ 50 meV in the effective Majorana neutrino mass (up to 10^{26} years for the $0\nu\beta\beta$ half-life) from measurements of ~ 100 kg of source.

The SuperNEMO basic features and the current status of key R&D studies are presented in this article.

2 Status of SuperNEMO R&D

The SuperNEMO project will extrapolate the NEMO-3 ‘tracko-calor’ technology to the new scale with the principal parameters shown in Table 1.

Table 1: Comparison of the main NEMO-3 and SuperNEMO parameters.

Parameter	NEMO-3	SuperNEMO
Isotope	^{100}Mo	^{82}Se or other
Mass, kg	7	100+
Efficiency, %	18	$\simeq 30$
Energy resolution at 1 MeV (3 MeV) e^- , FWHM in %	~ 12 (~ 8)	$\sim 7 - 8$ (~ 4)
^{208}Tl in foil, $\mu\text{Bq/kg}$	< 20	< 2
^{214}Bi in foil, $\mu\text{Bq/kg}$	< 300	< 10 (only for ^{82}Se)
Internal background (^{208}Tl , ^{214}Bi), counts/full mass/year	0.5	0.5
$T_{1/2}^{0\nu\beta\beta}$ sensitivity, $\cdot 10^{26}$ years	> 0.02	> 1
$\langle m_\nu \rangle$ sensitivity, meV	300–900	40–110

2.1 Design

The SuperNEMO detector (see Fig. 1) will follow a modular concept (20 units) with ~ 5 kg of isotope per $5 \times 4 \times 1$ m module. Electrons emitted from a thin (~ 40 mg/cm²) $\beta\beta$ -source foil in the middle of the module traverse a tracking chamber (2000-3000 wire drift cells operated in Geiger mode) before entering a calorimeter (~ 600 channels: organic scintillator blocks coupled to PMTs).

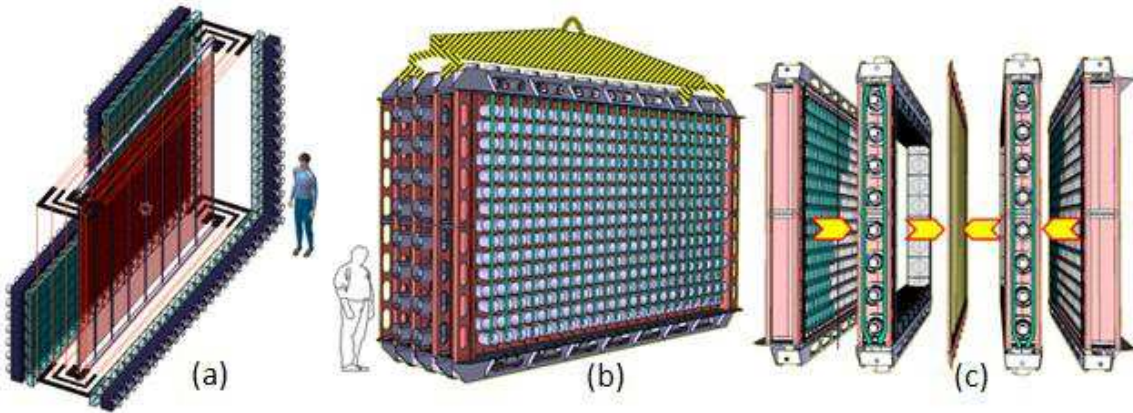


Figure 1: The principal SuperNEMO design (a) has a rectangular source foil sandwiched between two planar tracking chambers following the calorimeter walls; the demonstrator assembly (b) and its modular structure (c).

^aIncludes ~ 100 physicists from 12 countries (<http://nemo.in2p3.fr>).

The alternative design “bar mode” (long scintillator bars instead of blocks) has been backed as the “plan B” option.

2.2 Isotope Choice

The physics criteria for the isotope choice are: i) large $Q_{\beta\beta}$ to give a big phase space factor and better background rejection, ii) large $T_{1/2}^{2\nu\beta\beta}$ to reduce unavoidable $2\nu\beta\beta$ -background, iii) large nuclear matrix element (NME) to enhance the decay rate. Unfortunately, the latter is rather unreliable as NME uncertainties remain quite large despite recent progress in the development of calculation methods¹.

High natural isotope abundance, easy enrichment, radiopurification and foil preparation are practical criteria required to produce 100 kg of ultra-radiopure thin sources at a reasonable price. The main candidate for SuperNEMO is ^{82}Se .

The full production chain is being studied now for selenium: i) centrifugation enrichment has been tested^b producing 3.5 kg of ^{82}Se ; 100 kg could be produced in 3 years; ii) purification by two methods (chemical and distillation) has been carried out and checked at the kg scale; iii) foil production has been redone with NEMO-3 technology and a new technique is being tested.

The second option ^{150}Nd could be a promising isotope for measurements (less background restrictions and possible physics benefits) but the possibility of its large scale enrichment is still unclear. Recently the SuperNEMO Collaboration has initiated R&D studies in Russia with the aim of enriching ^{150}Nd via hot gas ($\simeq 80^\circ\text{C}$) centrifugation, which looks promising for large scale isotope production.

2.3 Calorimeter

The energy resolution is a key factor in discriminating a $0\nu\beta\beta$ -signal from $\sim 10^5$ – 10^6 times as much unavoidable $2\nu\beta\beta$ -background. To reach a factor of two improvement relative to NEMO-3 (see Table 1), with the $\sim 1000\text{ m}^2$ of detection surface in SuperNEMO, is a challenging task as the technology has already been well tuned over many years. The search for the best design includes: i) tests of different scintillator materials (plastic, liquid, non-organic) produced by improved technology where possible; ii) maximisation of light collection, choosing optimal scintillator shape and size, new and improved reflector coating materials; iii) development of new ultra-low background, high quantum efficiency (HQE) PMTs, working closely with the Hamamatsu, Photonis and ETL companies; iv) design of a technical implementation of the calorimeter.

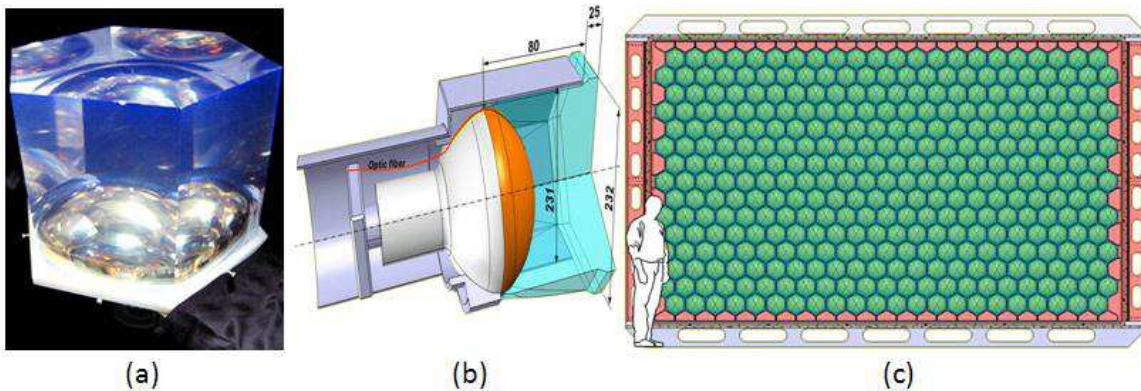


Figure 2: Developed calorimeter cell prototype with required resolution (a) as well as current design of calorimeter detection cell (b) and the whole wall (c).

^bEnrichment and most of the purification have been funded by ILIAS (<http://www-ilias.cea.fr>).

As a result of all tremendous efforts the required resolution (4%@3 MeV) has been demonstrated with 28 cm hexagonal PVT blocks (≥ 10 cm thick) directly coupled to 8-inch HQE Hamamatsu and Photonis PMTs (see Fig. 2).

2.4 Source radiopurity

The most of dangerous internal sources are ^{208}Tl and ^{214}Bi contaminations which must be reduced by factors 10 and 30, respectively, in comparison with the NEMO-3 detector (see Table 1). Such ultra-radiopurity is beyond the sensitivity of standard low-background measurement techniques (1 kg \times month exposure in ~ 400 cm³ HPGe).

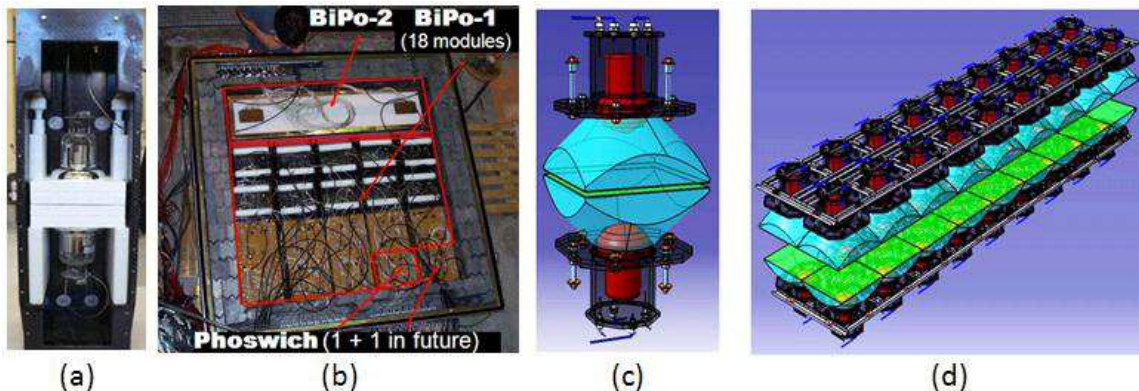


Figure 3: BiPo-1 capsule (a) and BiPo host site in LSM (b), capsule (c) and module (d) designs of BiPo-III detector currently under construction.

The dedicated *BiPo* detector (see Fig. 3) is being developed with the aim of measuring $^{208}\text{Tl}/^{214}\text{Bi}$ activities in thin foils (12 m², 5 kg) at the level required, with reasonable exposure, by tagging the *Bismuth-Polonium* chain signature: an electron followed by a delayed alpha particle⁴. Three different BiPo prototypes have been developed and tested in the Underground Laboratory of Modane (LSM, France)^c. The background level $A(^{208}\text{Tl})=1.5$ $\mu\text{Bq}/\text{kg}$ has been reached after more than one year of measurement with the most successful BiPo-I prototype (0.8 m² of detecting surface). Extrapolating this level of background the currently in construction BiPo-III detector (12 m² of active surface area) will be able to check the radiopurity of the SuperNEMO selenium foils with the required sensitivity with a six month exposure.

2.5 Tracker

Improvement of performance in tagging charged particles (e^\pm and α) in the tracking chamber implies optimal choice of construction materials, sizes of wires and cell, cell layout (topology) design permitting automated wiring, working gas mixture, and readout. The basic cell design has been developed and verified with a 90-cell prototype with $\varnothing 4.4$ cm x 4 m Geiger cells (see Fig. 4-a,b). The required performance has been demonstrated on muon data: 0.7 mm transverse and 1 cm longitudinal resolution with $> 98\%$ cell efficiency.

As an industrial scale is required for assembling the SuperNEMO tracker ($\sim 500,000$ wires must be processed), a dedicated wiring robot is being developed for the mass production of drift cells (see Fig. 4-c).

^c<http://www-lsm.in2p3.fr/>

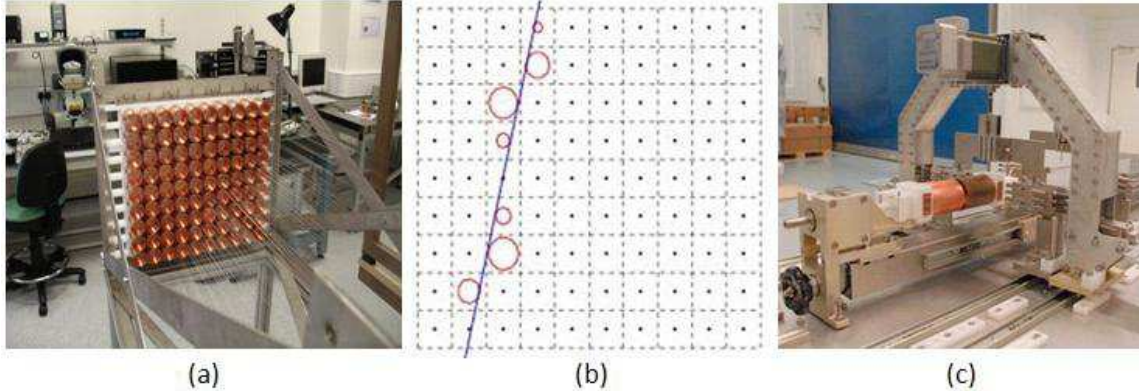


Figure 4: The 90-cell tracker prototype (a) and reconstructed muon track in it (b); wiring robot (c).

2.6 Demonstrator

The first SuperNEMO module, called the demonstrator (see Fig. 1-b,c), will be the first step from R&D to construction with the aims: i) to demonstrate the feasibility of large scale mass production; ii) to measure backgrounds especially from radon emanation; iii) to finalize detector design.

Also, the demonstrator will be able to produce a meaningful physics result. With 0.3 expected background events in the 2.8 - 3.2 MeV energy region with 7 kg of ^{82}Se in 2 years, it is expected to reach a sensitivity $T_{1/2}^{0\nu\beta\beta} = 6.5 \cdot 10^{24}$ y (90% CL) in 2015, which corresponds to ~ 4 “golden events” if the $0\nu\beta\beta$ -evidence claim is correct⁵.

2.7 Miscellaneous

Simulations. The SuperNemo SoftWare (SNSW) package has been developed and extensive simulations have been done in order to optimize the SuperNEMO design. They have proved that the SuperNEMO target sensitivity is reachable with the target parameters given in Table 1.

Location. The SuperNEMO will be located in a new cavern at LSM. One should emphasize that the SuperNEMO is one of the main projects to be hosted in the new LSM laboratory (Hall A), which is expected to be available in 2013 (see Fig. 5). If construction of a new hall of LSM will be delayed then the demonstrator will replace the NEMO-3 detector.

The BiPo-III will be hosted in the Canfranc Underground Laboratory^d.

Schedule. The current SuperNEMO plans are the following: i) the demonstrator construction — 2010-2012; ii) the demonstrator physics run start-up — 2013; iii) full detector construction start-up — 2014; iv) target sensitivity will be reached in 2019.

The BiPo-III detector construction and start is planned during 2010-2011.

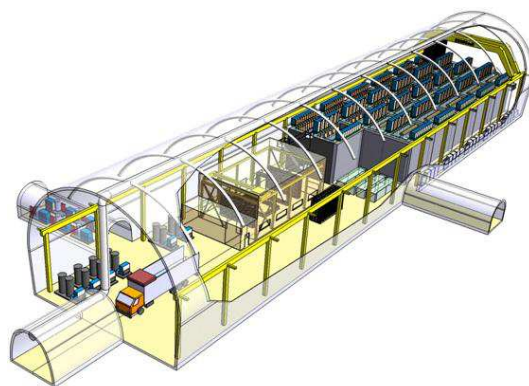


Figure 5: The SuperNEMO housing plan in the Hall A of the new LSM.

^d<http://ezpc00.unizar.es/lsc/index2.html>

3 Conclusion

$0\nu\beta\beta$ studies have a potential of discovery to reveal new fundamental properties of the neutrino in particular and nature in general. Several experiments with different techniques are required to confirm definitely any possible signal observation.

Based on the successful experience of the NEMO detectors, the extensive and intensive SuperNEMO R&D programme is finishing with construction of the demonstrator started in 2010. In terms of sensitivity and time scale, SuperNEMO is competitive with other world-best $0\nu\beta\beta$ -projects (e.g., see review⁶); the unique technique of the SuperNEMO detector could provide the possibility to study the origin of $0\nu\beta\beta$ -decay in the case of its discovery.

We acknowledge support by the Grants Agencies of France, the Czech Republic, RFBR (Russia), STFC (UK), MICINN (Spain), NSF, DOE, and DOD (USA).

References

1. J.Suhonen, *Nucl. Phys. B (Proc. Supp.)* **143**, 240 (2005).
2. J.D. Vergados, *Nucl. Phys. B (Proc. Supp.)* **143**, 211 (2005).
3. R.Arnold *et al.*, *Nucl. Instrum. Methods A* **536**, 79 (2005); *Nucl. Phys. A* **781**, 209 (2007).
4. J. Argyriades *et al.*, *arXiv:physics/1005.0343*.
5. H.V.Klapdor-Kleingrothaus *et al.*, *Mod. Phys. Lett. A* **16**, 2409 (2001); *Mod. Phys. Lett. A* **21**, 1547 (2006).
6. Oliviero Cremonesi *arXiv:hep-ex/1002.1437*.

