

# Microstructure Effects for Casimir Forces in Chiral Metamaterials

Alexander P. McCauley,<sup>1</sup> Rongkuo Zhao,<sup>2</sup> M. T. Homer Reid,<sup>1</sup> Alejandro W. Rodriguez,<sup>1</sup> Jiangfeng Zhou,<sup>3</sup>  
F. S. S. Rosa,<sup>4</sup> John D. Joannopoulos,<sup>1</sup> D. A. R. Dalvit,<sup>4</sup> Costas M. Soukoulis,<sup>2</sup> and Steven G. Johnson<sup>5</sup>

<sup>1</sup>*Department of Physics, Massachusetts Institute of Technology, Cambridge MA 02139, USA*

<sup>2</sup>*Ames Laboratory and Department of Physics and Astronomy, Iowa State University, Ames, Iowa 50011, USA*

<sup>3</sup>*MPA-CINT, MS K771, Los Alamos National Laboratory, Los Alamos, New Mexico 87545, USA*

<sup>4</sup>*Theoretical Division MS B213, Los Alamos National Laboratory, Los Alamos, New Mexico 87545, USA*

<sup>5</sup>*Department of Mathematics, Massachusetts Institute of Technology, Cambridge MA 02139, USA*

(Dated: October 30, 2021)

We examine a recent prediction for the chirality-dependence of the Casimir force in chiral metamaterials by numerical computation of the forces between the exact microstructures, rather than homogeneous approximations. We compute the exact force for a chiral bent-cross pattern, as well as forces for an idealized “omega”-particle medium in the dilute approximation and identify the effects of structural inhomogeneity (i.e. proximity forces and anisotropy). We find that these microstructure effects dominate the force for separations where chirality was predicted to have a strong influence. To get observations of chirality free from microstructure effects, one must go to large separations where the effect of chirality is at most  $\sim 10^{-4}$  of the total force.

It has been proposed that dielectric metamaterials might exhibit repulsive Casimir forces in vacuum where planar structures have only attraction [1–4]. However, these predictions used effective-medium approximations (EMAs) for the metamaterials, often treating the EMA terms as free parameters. While certain parameters give repulsion, a recent theorem [5] implies that one cannot have repulsion between vacuum-separated dielectric/metallic metamaterials in the effective-medium (large separation) regime (although it is possible outside of this regime [6]). However, it is possible that significant reduction or modulation of the Casimir force can occur as a result of metamaterial effects. A recent EMA analysis of chiral metamaterials [7] predicted such a force reduction, and even repulsion, due to chirality. Unfortunately, chirality effects vanish at large separations where the EMA should be valid, and are strongest at small separations where the EMA is questionable. Therefore, the question of whether chiral metamaterial effects can theoretically modulate the Casimir force remains open. Answering it requires accurate calculations using the exact microstructure of the metamaterials, rather than a homogeneous EMA. Recent advances [8–14] have made the treatment of such complex structures possible. In this paper, we apply these methods to rigorously test the EMA predictions for chiral metamaterials against numerical calculations incorporating the microstructures. We are able to distinguish chiral metamaterial effects from other “non-ideal” effects such as pairwise surface-surface attractions, and find that the former are overwhelmed except at large separations, where they are only  $10^{-4}$  or less of the total force.

Dielectric and metallic metamaterials are defined by an inhomogeneous permittivity  $\varepsilon(\mathbf{x}, \omega)$ , but at sufficiently long wavelengths (large separations in the Casimir context) they can be accurately modeled in the EMA by homogeneous constitutive parameters [e.g.,  $\varepsilon(\omega)$ ,  $\mu(\omega)$ ]

that can be very different from the constituent materials. The Casimir force between two bodies, however, is naturally expressed as an integral over imaginary frequency  $\omega = i\xi$  [15]. The force in the EMA will then depend on the effective  $\varepsilon(i\xi)$ ,  $\mu(i\xi)$ , etc. over a range of imaginary frequencies [4]. Early works [1–3] predicted repulsive effects by a putative  $\varepsilon(i\xi) < \mu(i\xi)$  for one body. However, no such repulsion was found for “magnetic” metamaterials based on actual structures, in which  $\varepsilon(i\xi) > \mu(i\xi)$  for all  $\xi$  [4, 16]. Basically, while these metamaterials can have almost any  $\varepsilon$  and  $\mu$  at a given *real*  $\omega$  via resonances, on the imaginary- $\omega$  axis the important features come from the behavior at low  $\xi$  (long wavelengths). In this limit,  $\mu(i\xi) - \mu(0) \sim -\xi^2$  [4, 16, 17], where  $\mu(0) < \varepsilon(0)$ . Therefore, there is no repulsion or force reduction in the EMA regime for this model. More recently, Ref. 7 studied chiral metamaterials, which in addition to  $\varepsilon$  and  $\mu$  are characterized in the EMA by a chirality  $\kappa$  coupling  $\mathbf{D}$  to  $\mathbf{H}$  and  $\mathbf{B}$  to  $\mathbf{E}$ .  $\kappa \rightarrow -\kappa$  by a spatial inversion ( $\mathbf{x} \rightarrow -\mathbf{x}$ ) of the microstructure. For any  $\kappa$ , the EMA predicts that the force between two media of the same chirality (SC) should be lower than for media of the opposite chirality (OC), with the size of this difference increasing with  $\kappa$ . Because in general  $\kappa \sim \xi$  [7, 17], this effect is largest at short separations and goes to zero at large separations. Therefore, to get a useful prediction (e.g., force reduction due to chirality), we are forced to consider the predictions of the EMA at intermediate separations. However, not only does the EMA fail at sufficiently small separations, but the force in that limit is eventually described by the proximity force approximation (PFA) [18] in which there are only pairwise attractions. One should therefore be cautious of any EMA prediction that differs qualitatively from PFA in this limit. An analysis based on pairwise attractions would find little effect due to chirality. Instead, the behavior would be dominated by small-scale features such as the shortest distance between two com-

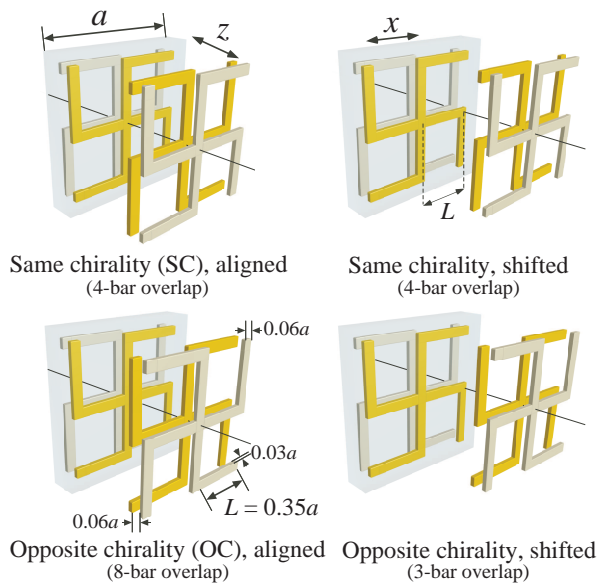


FIG. 1: (color online) Interactions between two chiral metamaterials [19]. Shaded box indicates a unit cell; the structures are periodic in the transverse direction. Nearest neighbor bars on opposing structures are colored yellow. In the EMA, the forces should obey  $F_{SC} < F_{OC}$ . By contrast, in the pairwise-force approximation the force is determined by the number of overlapping nearest-neighbor bars, as indicated:  $F_{OC} > F_{SC}$  when the centers are aligned (left column), but  $F_{OC} < F_{SC}$  when they are displaced by  $L/2$  (right column).

ponents of the microstructures. Thus far, no attempt has been made to determine which behavior dominates, and we do this as follows: if the materials behave as homogeneous, chiral media, the relative chirality should be the only source of a force difference between the SC and OC cases, where  $F_{OC} > F_{SC}$ , independent of the transverse displacement  $x$ . However, if the force is governed by pairwise attraction, it should exhibit a strong  $x$ -dependence. We can therefore directly test the validity of the EMA by comparing the force for different values of  $x$ .

We first examine a realistic structure proposed in Ref. 19 and shown in Fig. 1. A unit cell of each “medium” consists of a single bi-layer of two bent-arm crosses, one spiraling clockwise and the other counter-clockwise. Their ordering in the  $z$ -direction determines the chirality of the medium. We omit the dielectric polyimide in which the metal was embedded in Ref. 19, as this eliminates a chirality-independent attraction between the layers. The exact Casimir force between the periodic structures of Fig. 1 is computed using a finite-difference time-domain (FDTD) method [8, 9]. Ten bi-layers in the  $z$ -direction are included on each side; adding more layers does not change the results. We compute the force for two different material types: perfect electric conductors (PEC) and dispersive gold. For gold we take a plasma model with  $\omega_p = 1.37 \times 10^{16}$  rad/sec. The latter model requires a definite value for the length scale  $a$ , which we

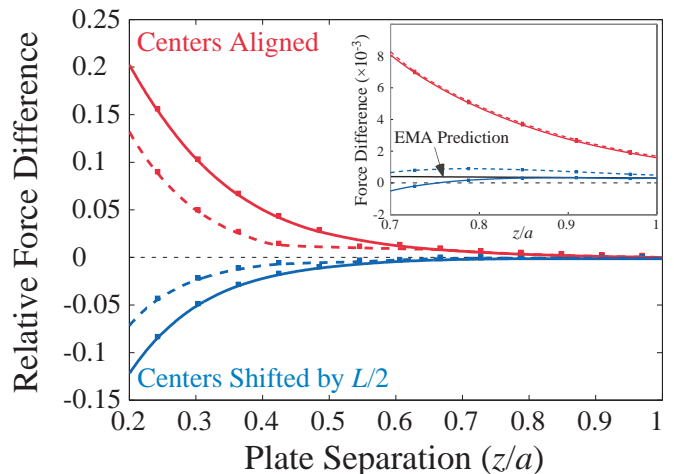


FIG. 2: (color online) Relative force difference  $(F_{OC} - F_{SC})/F_{OC}$  for the left (red) and right (blue) columns of Fig. 1 for PEC (solid) and dispersive gold for  $a = 1 \mu\text{m}$  (dashed). From Fig. 1, the sign difference is due to proximity effects. The inset shows a zoom of the large- $z$  regime, along with the EMA prediction (black).

take to be  $a = 1 \mu\text{m}$ . The results shown in Fig. 2 (each force difference is normalized by  $F_{OC}(x)$ ) are similar for both PEC and dispersive gold, and are not consistent with the EMA: even the sign of  $F_{OC}(x) - F_{SC}(x)$  can be changed as a function of  $x$  for  $z/a < 0.75$ . Larger  $z/a$  still exhibit a strong  $x$ -dependence in the force.

These results for low  $z/a$  can be qualitatively described by pairwise nearest-neighbor attractions. Consider, for instance, the two cases diagrammed in Fig. 1. First, when the centers of the unit cells are aligned, there is approximately a 4-bar overlap in the SC case and an 8-bar overlap in the OC case. If the force is proportional to the number of overlapping nearest-neighbor bars, we expect  $F_{OC} > F_{SC}$ . When the centers are displaced by  $x = L/2$ , SC has a 4-bar overlap and OC has a 3-bar overlap, so we expect  $F_{OC} < F_{SC}$ , and the relative force difference should be reduced by approximately 1/4. This prediction, based purely on pairwise attraction, captures the behavior for  $z/a < 0.75$ . For larger  $z/a$  the sign of  $F_{OC} - F_{SC}$  is the same in both cases, and the magnitude of the force difference is comparable to the EMA prediction. However, in this limit chiral effects are very small (accounting for only 0.1% of the force). Furthermore, as the force difference is still highly  $x$ -dependent, and other transverse displacements may still switch the sign of the force difference. We therefore cannot determine if this is really an “ideal” chiral effect or not.

As we have seen, when the chirality of the microstructure is thought to have a large effect on the force, this effect can actually be attributed to pairwise forces rather than chiral metamaterial effects. However, the predictions of Ref. 19 were based on *isotropic*, chiral media, and the bent-arm crosses of Fig. 1 are highly anisotropic.

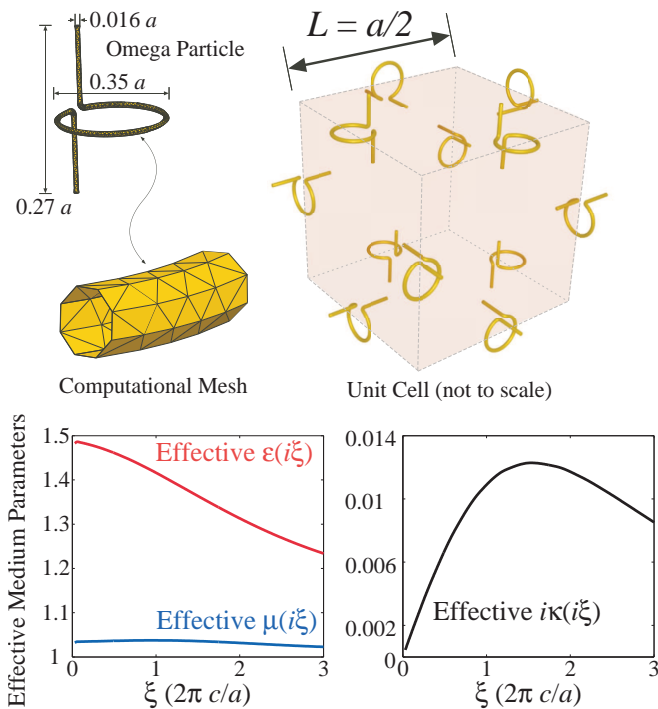


FIG. 3: (color online) *Top*: Unit cell of isotropic chiral metamaterial: PEC “omega” particles in vacuum. Shaded cube indicates relative positions in unit cell. *Bottom*: Effective-medium parameters, as a function of imaginary frequency  $\omega = i\xi$ , deduced directly from imaginary- $\omega$  scattering data.  $\mu(0) \neq 1$  because the particles are PEC.

It is possible that the effects of this anisotropy dominate those of chirality. To obtain a chirality with minimal anisotropy, we now consider a more idealized system: the so-called “omega” particles [17, 19], shown in Fig. 3. Each individual particle was predicted to have a strong chiral response, and when assembled into a period- $a$  unit cell of high symmetry should form an isotropic chiral metamaterial. The unit cell configuration is shown in Fig. 3 (top). Fig. 3 (bottom) shows the obtained EMA parameters (discussed below), making this an isotropic chiral metamaterial. In fact, by picking a unit cell of lower symmetry (see below), we find that anisotropy quickly dominates chiral metamaterial effects. To make the medium as homogeneous as possible, the omega particles are relatively closely packed, and as dispersion had little qualitative role in the previous results, we take the particles to be PEC for simplicity.

Force computations for a structure as complex as Fig. 3 are very difficult for finite-difference methods, because of the disparity of size between the periodicity  $a$  and the wire diameter  $0.016a$ . Instead, we employ a boundary-element formulation [10] that computes the scattering matrices of objects in imaginary  $\omega$  using a nonuniform mesh of the surfaces, shown in Fig. 3. In addition, we use a dilute approximation (justified later) in which multiple

scattering events within a given structure are neglected, so only the scattering matrices of individual particles are required. The force between two periodic structures is then computed from the scattering matrices (see Ref. 11 for a detailed derivation, and a partial review of precursors [12–14]). The force computation is summarized as follows: first, the scattering matrix for each omega particle is numerically computed in a spherical multipole basis. This leads to a matrix of scattering amplitudes  $F_{l,m',P';l,m,P}$ , where  $l, -l \leq m \leq l$  and  $l', -l' \leq m' \leq l'$  are the respective moments of the incident and scattered spherical waves, and  $P, P' \in \{M, E\}$  their polarization. Second, the scattering matrix is converted to a plane-wave basis, where for each  $\omega$  the plane-wave has transverse wavevector  $\mathbf{k}_\perp$  and polarization  $P = s, p$ . Third, to get the scattering from the unit cell of Fig. 3 we sum the scattering matrices from the twelve individual omega particles, each rotated and displaced appropriately. The rotations are applied to the spherical multipole moments via a rotation of the spherical harmonics, and the displacements are applied in the plane-wave basis via plane-wave translation matrices. Fourth, the two-dimensional periodicity of the lattice is incorporated into the problem: for scattering from a unit cell in the plane-wave basis, one computes the scattering coefficients between plane-waves of arbitrary  $\mathbf{k}_\perp$  and  $\mathbf{k}'_\perp$ ,  $P$  and  $P'$ . When the scattered fields are summed over all unit cells of a periodic structure (in two dimensions), the scattering matrix gains a factor  $\sum_{\mathbf{G}} \delta^{(2)}(\mathbf{k}_\perp - \mathbf{k}'_\perp + \mathbf{G})/a^2$ , where  $\{\mathbf{G}\}$  are the reciprocal lattice vectors. Therefore, only scattering between plane-waves where  $\mathbf{k}_\perp - \mathbf{k}'_\perp = \mathbf{G}$  are needed. Finally, to simulate a semi-infinite omega medium in  $z$ , we apply the translation matrices to the scattering amplitude of an entire unit cell, displaced by integer multiples of  $a$  in  $z$ . With this method, we can quickly compute forces for many configurations, e.g., many  $x-z$  displacements. For the present computations, we find that  $l \leq 3$  and  $\mathbf{k}_\perp$  within the first three Brillouin zones suffice to get the force (and the force difference) to high precision.

To demonstrate that we have an isotropic, chiral medium in the EMA, we extract the effective-medium parameters  $\epsilon(i\xi)$ ,  $\mu(i\xi)$ , and  $\kappa(i\xi)$  [Fig. 3 (bottom)] from the scattering matrix at  $\mathbf{k}_\perp$ . Parameter retrieval [19] from reflection and transmission at normal incidence cannot be used, because for imaginary  $\omega$  the transmission decreases exponentially with the thickness of the medium. Instead, we compute the specular reflection coefficients  $R_{ss}(\omega, \mathbf{k}_\perp)$  and  $R_{sp}(\omega, \mathbf{k}_\perp)$ . For each frequency  $\omega = i\xi$ , these quantities (given in Ref. 7) can be expanded to quadratic order in  $|k_\perp| \ll \xi$  and  $\kappa$ . The coefficients of each term are determined by a fit (with  $|\mathbf{k}_\perp| < \xi/10$ ).

The results of the force computations are shown in Fig. 4 and are similar in form to Fig. 2. We examine the relative force difference at each  $z/a$ —normalizing by the minimum force is convenient to obtain a positive difference that can be plotted on a log scale. The shaded

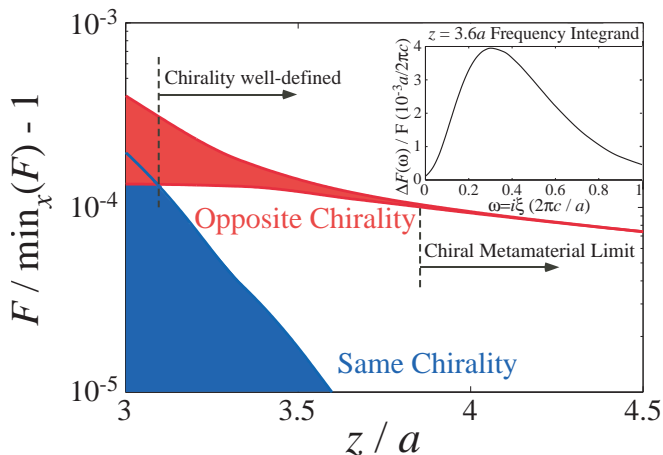


FIG. 4: (color online) Forces (in dilute approximation) between chiral media from Fig. 3, for the SC (blue) and OC (red) cases. The range of the force across all transverse ( $x$ ) displacements is shaded, and normalized by the minimum of the force over all  $x$ . For  $z \lesssim 3.1a$ , chirality is not well-defined (curves overlap). Only when curves are distinct and  $x$ -independent can the systems be described as chiral metamaterials. *Inset*: Frequency integrand of the relative force difference at  $z = 3.6a$ . The smallness of the  $\omega = 0$  term is an indicator that this difference is due to chirality and not anisotropy (see text).

areas of each color represent the range of values that the force assumes for all transverse ( $x$ ) displacements. Their spread (the  $x$ -dependence) indicates breakdown of the EMA, and for  $z \lesssim 3.1a$  it is so severe that the red and blue force curves overlap. When these curves separate, but before they sharpen (the blue (SC) curve goes to zero), we have an intermediate regime where chiral effects are competing with proximity effects. Only when the curve thickness is much less than the relative force difference ( $\lesssim 10\%$  for  $z \gtrsim 3.6a$ ) is EMA accurate. As mentioned above, we designed the unit cell to be highly isotropic, for which the EMA parameters  $\varepsilon, \mu, \kappa$  are truly scalars. For a less isotropic unit cell (e.g., only one omega particle per unit cell), the relative force difference can be made much larger, but the source of this difference is ambiguous, as in Fig. 2. For two purely chiral materials in the EMA regime, the zero-frequency component of the force difference is exactly zero [7], so the magnitude of the zero-frequency component is an indication of whether the force difference arises from chirality alone. In Fig. 4(Inset) we display the frequency integrand at  $z = 3.6a$ , indicating that the force difference in the isotropic case is indeed due to chirality. However, we have found that the frequency integrand for less isotropic unit cells has a large zero-frequency component, indicating that anisotropy and proximity effects play a large role in that case. This could also explain the results of Fig. 2 for larger  $z$ . In conclusion, to observe an unambiguous effect of chirality in isotropic, chiral meta-

materials, one must measure the total force to 4 digits of accuracy. Given that  $a \gg 1 \mu\text{m}$  for realistic systems, and that anisotropies in the structure can result in much stronger force variations, this effect is unlikely to be relevant for applications. This does not preclude the possibility of other interesting Casimir effects in metamaterials (especially if they rely on the  $\omega \rightarrow 0$  response of the metamaterial), but it imposes serious limitations for finite- $\omega$  effects.

Finally, we comment on the validity of the effective medium picture and the dilute approximation. One can compute the Casimir force and the force difference from the EMA parameters of Fig. 3. For the range of  $z/a$  in Fig. 4, this gives the correct force between the two media but overestimates the force difference by roughly 30 percent. This is because the error terms in the EMA above are  $O(k_{\perp}^4)$ , the same order as the chirality contributions  $\sim R_{\text{sp}}^2$  to the force [7]. The Clausius–Mossotti (C–M) equation allows us to check the validity of the dilute approximation. C–M relates polarizabilities of particles to the effective-medium parameters [17, 20]. We compute the polarizabilities from C–M, working backwards from the effective-medium parameters of Fig. 3 (expanding C–M to first order in the polarizability), and plug this into the full C–M to compute the non-dilute correction. The relative force difference of Fig. 4 is changed by  $< 15\%$ . C–M is obtained in the static limit, whereas at finite imaginary  $\omega$  the exponential field decay reduces the interactions, so this is an overestimate.

We thank P. Bermel and S. J. Rahi for useful discussions. This work was supported by the Army Research Office through the ISN under Contract No. W911NF-07-D-0004, and by DARPA under contract N66001-09-1-2070-DOD and under DOE/NNSA contract DE-AC52-06NA25396.

- 
- [1] O. Kenneth, I. Klich, A. Mann, and M. Revzen, *Phys. Rev. Lett.* **89**, 033001 (2002).
  - [2] C. Henkel and K. Joulain, *Europhys. Lett.* **72**, 929 (2005).
  - [3] U. Leonhardt and T. G. Philbin, *New J. of Phys.* **9**, 1 (2007).
  - [4] F. S. S. Rosa, D. A. R. Dalvit, and P. W. Milonni, *Phys. Rev. Lett.* **100**, 183602 (2008).
  - [5] S. J. Rahi, M. Kardar, and T. Emig, *arXiv:quant-ph/0911.5364v1* (2009).
  - [6] M. Levin, A. P. McCauley, A. W. Rodriguez, M. T. H. Reid, and S. G. Johnson, *arXiv:1003.3487* (2010).
  - [7] R. Zhao, J. Zhou, T. Koschny, E. N. Economou, and C. M. Soukoulis, *Phys. Rev. Lett.* **103**, 103602 (2009).
  - [8] A. W. Rodriguez, A. P. McCauley, J. D. Joannopoulos, and S. G. Johnson, *Phys. Rev. A* **80**, 012115 (2009).
  - [9] A. P. McCauley, A. W. Rodriguez, J. D. Joannopoulos, and S. G. Johnson, *Phys. Rev. A* **81**, 012119 (2010).
  - [10] M. T. H. Reid, A. W. Rodriguez, J. White, and S. G.

- Johnson, Phys. Rev. Lett. **103**, 040401 (2009).
- [11] S. J. Rahi, T. Emig, N. Graham, R. L. Jaffe, and M. Kardar, Phys. Rev. D **80**, 085021 (2009).
- [12] T. Emig, N. Graham, R. L. Jaffe, and M. Kardar, Phys. Rev. Lett. **99**, 170403 (2007).
- [13] O. Kenneth and I. Klich, Phys. Rev. B **78**, 014103 (2008).
- [14] P. A. Maia Neto, A. Lambrecht, and S. Reynaud, Phys. Rev. A **78**, 012115 (2008).
- [15] L. D. Landau, E. M. Lifshitz, and L. P. Pitaevskii, *Statistical Physics Part 2*, vol. 9 (Pergamon, Oxford, 1960).
- [16] F. S. S. Rosa, J. Phys.: Conf. Series **161**, 012039 (2009).
- [17] S. Tretyakov, A. Shivola, and L. Jylha, Photon. and Nano. **2**, 107 (2005).
- [18] B. V. Derjaguin, I. I. Abrikosova, and E. M. Lifshitz, Q. Rev. Chem. Soc. **10**, 295 (1956).
- [19] R. Zhao, T. Koschny, E. N. Economou, and C. M. Soukoulis, arXiv:0911.2019 (2009).
- [20] R. E. Collin, *Field Theory of Guided Waves* (IEEE Press, New York, NY, 1991), 2nd ed.