

Notes on TQFT Wire Models and Coherence Equations for $SU(3)$ Triangular Cells

Robert COQUEREAUX[†], Esteban ISASI[‡] and Gil SCHIEBER[†]

[†] *Centre de Physique Théorique (CPT) Luminy, Marseille, France*

E-mail: *Robert.Coquereaux@cpt.univ-mrs.fr, schieber@cpt.univ-mrs.fr*

[‡] *Departamento de Física, Universidad Simón Bolívar, Caracas, Venezuela*

E-mail: *eisasi@usb.ve*

Received July 09, 2010, in final form December 16, 2010; Published online December 28, 2010

doi:10.3842/SIGMA.2010.099

Abstract. After a summary of the TQFT wire model formalism we bridge the gap from Kuperberg equations for $SU(3)$ spiders to Ocneanu coherence equations for systems of triangular cells on fusion graphs that describe modules associated with the fusion category of $SU(3)$ at level k . We show how to solve these equations in a number of examples.

Key words: quantum symmetries; module-categories; conformal field theories; $6j$ symbols

2010 Mathematics Subject Classification: 81R50; 81R10; 20C08; 18D10

1 Foreword

Starting with the collection of irreducible integrable representations (irreps) of $SU(3)$ at some level k (constructed in the framework of affine algebras or in the framework of quantum groups at roots of unity), the problem is to decide whether a graph encoding the action of these irreps actually defines a “healthy fusion graph” associated with a bona fide $SU(3)$ nimrep, i.e. a module over a particular kind of fusion category. This is done by associating a complex number (a “triangular cell”) with every elementary triangle of the given graph in such a way that their collection (a “self-connection”) obeys a system of non trivial quadratic and quartic equations, called Ocneanu coherence equations, that can be themselves derived from another set of equations (sometimes called Kuperberg equations) describing relations between the intertwiners of the underlying fusion category. One issue is to describe and derive the coherence equations themselves. Another issue is to use them on the family of examples giving rise to $SU(3)$ nimreps. Both problems are studied in this article.

Our paper consists of two largely independent parts. The first is a set of notes dealing with TQFT graphical models (wire models, spiders, etc.). Our motivation for this part was to show how the Ocneanu coherence equations for triangular cells of fusions graphs could be deduced from the so-called Kuperberg relations for $SU(3)$, something that does not seem to be explained in the literature. This section was then enlarged in order to set the discussion in the larger framework of graphical TQFT models and to discuss some not so well known features that show up when comparing the $SU(2)$ and $SU(3)$ situations. Despite its size, this first part should not be considered as a general presentation of the subject starting from first principles, this would require a book, not an article. The second part of the paper deals about the coherence equations themselves. In particular we show, on a selection of examples chosen among quantum subgroups (module-categories) of type $SU(3)$, how to solve them in order to obtain a self-connection on the corresponding fusion graphs.

2 Framework

2.1 Introduction and history

In recent years the mathematical structure of WZW models has been understood in the framework of fusion categories (also called monoidal), and more generally, in terms of module-categories associated with a given fusion category of type G (a compact Lie group) at level k (some non-negative integer). The former can be constructed, for instance, in terms of affine Lie algebras at level k , or of quantum groups at a root of unity q that depends both on k and G . The usual notion of action of a group acting on a space is then replaced by a notion describing the action of a fusion category (say $\mathcal{A}_k(G)$) on another category, say \mathcal{E} , which is not monoidal in general, and which is called a module-category. To every such action is also associated a partition function, which is modular invariant, and is characterized by a matrix acting in the vector space spanned by the simple objects of $\mathcal{A}_k(G)$. If one chooses $\mathcal{E} = \mathcal{A}_k(G)$, this matrix is the identity matrix, and the theory is called diagonal. One obvious problem is to classify the possible \mathcal{E} on which a given $\mathcal{A}_k(G)$ can act. Two different \mathcal{E} can sometimes be associated with the same partition function, so that classifying modular invariants and classifying module-categories of type G (something that is usually described in terms of appropriate graphs) are two different problems. In the case of $A_1 = su(2)$ this distinction can be forgotten and the classification, which was shown to coincide with the classification of ADE Dynkin diagrams, was obtained more than twenty years ago [2]. The classification of $A_2 = su(3)$ modular invariant partition functions was obtained by [15], and graphs that can now be interpreted as graphs describing the corresponding module-categories were discovered by [9], see also [8, 4, 17, 6]. However, obtaining a graph describing some module action for a given fusion ring may not be enough to guarantee the existence of the category \mathcal{E} itself. Loosely speaking, it may be that the relations existing between the simple objects of \mathcal{A}_k will be correctly represented at the level of \mathcal{E} , but there may be also non trivial identities involving the morphisms of \mathcal{A}_k and one should check that such “relations between relations” are also correctly represented in \mathcal{E} . For this reason, the list of candidates proposed in [9] was later slightly amended in [31]. In the case of the monoidal category \mathcal{A}_k defined by $SU(3)$ at level k , there are two non trivial identities for the intertwiners. These identities seem to belong to the folklore and have been rediscovered several times. They were obviously used in 1993 by H. Ewen and O. Ogievetsky in their classification of quantum spaces of dimension 3 (see [14], and also [33]), but they were written down explicitly in 1996, in terms of webs, within the framework of A_2 spiders, by G. Kuperberg [23], and are sometimes called Kuperberg identities for $SU(3)$. We shall later return to them, but here it is enough to say that they give rise, at the level of the module-categories over \mathcal{A}_k , to a set of equations between members of a particular class of $6j$ symbols, called triangular cells. These equations have been worked out by A. Ocneanu and presented, among other results, in a lecture given at Bariloche in January 2000. Given a candidate graph, they provide a necessary and sufficient condition for the existence of the underlying $SU(3)$ module-category. They have been used to disregard one of the conjectured examples appearing in the slightly overcomplete list previously obtained by [9] and produce the results stated in [31]. The details, and the coherence equations themselves, were unfortunately not made available. To our knowledge, the coherence equations were first presented and discussed in Chapter 3.5 of the thesis [18] (2007), a section that was based, in parts, on a set of notes, containing the equations and studying several examples, that was written and distributed to students by one of us (R.C., reference [30] of [18]). A number of other examples was then worked out, about three years ago, by the authors, originally with no intention to publish them. Some time later, it became clear that no general presentation of the subject was going to be made available by the author of [31] and we started to work on this manuscript. We decided to incorporate a tentatively pedagogical discussion of TQFT graphical models, and stressing the differences between the

$SU(2)$ and $SU(3)$ cases, without relying too much on the not so well-known formalism and terminology of spiders, since these graphical models provide a convenient framework to discuss Kuperberg equations together with coherence equations for Ocneanu triangular cells. Our aim was to show how to derive these equations and how to use them by selecting a class of examples. This explains the genesis of the present work, which, if not for the typing itself, was essentially finished two years ago. In the process of completing our article we became aware of a recent work by D. Evans et al. [12]: This publication uses Kuperberg equations and Ocneanu coherence equations as an input, solves them in almost all cases of type $SU(3)$, and shows that the representations of the Hecke algebra (used in generalized RSOS models) that one obtains as a by-product from the values of the associated triangular cells, have the expected properties. This reference is quite complete and contains tables of results for all the examples that we originally planned to discuss. Nevertheless the main focus of [12] is about the corresponding representations of the Hecke algebra and associated Boltzmann weights, it is neither on graphical methods nor on the techniques used to solve the coherence equations. The present article should therefore be of independent interest, first of all because the specific aspects of $SU(3)$ graphical models, although known by experts, do not seem to be easily available (we use these techniques to manipulate intertwiners and to derive the coherence equations, something that is not done in [12]), and also because we provide many details performing calculations leading to explicit values for the triangular cells (they agree, up to gauge freedom, with those given in [12]). In that respect, our approach and methodology often differs from the last quoted reference. Although it is not strictly necessary, some familiarity with the use of graphical models (see for instance the book [22], that mostly deals with the $SU(2)$ situation) may help the reader. We acknowledge conversations with A. Ocneanu who introduced and studied about ten years ago (but did not make available) most of the material discussed here, often using a different terminology. The derivation of the coherence equations that we shall present in the first part of this paper is ours but it can be traced back to the oral presentation [31].

2.2 From module-categories to coherence equations

Our first ingredient is the fusion category \mathcal{A}_k defined by $SU(3)$ at level k . It can be constructed in terms of integrable representations of an affine algebra, or in terms of particular irreducible representations of the quantum groups $SU(3)_q$ at roots of unity ($q = \exp(i\pi/\kappa)$, with $\kappa = k+3$). The Grothendieck ring of this monoidal category is called the fusion ring, or the Verlinde algebra. For arbitrary values of the non-negative integer k , it has two generators that are conjugate to one another, and correspond classically to the two fundamental representations of $SU(3)$. The table of structure constants describing the multiplication of simple objects by a chosen generator is encoded by a finite size matrix of dimension $r \times r$, with $r = k(k+1)/2$, which can be interpreted as the adjacency matrix of a graph (the Cayley graph of multiplication by this generator) called the fundamental fusion graph. More generally, multiplication of simple objects $m \times n = \sum_p N_{mn}^p p$ is encoded by fusion coefficients and fusion matrices N_m .

The next ingredient is a category \mathcal{E} , not necessarily monoidal, on which the previous one, \mathcal{A}_k , acts. In other words, \mathcal{E} is a module-category over \mathcal{A}_k and its Grothendieck (abelian) group is a module over the fusion ring. The structure constants describing this action are encoded by matrices with non-negative integer coefficients, or equivalently, by oriented graphs. In the case of $sl(3)$, the two generators are conjugated, so that the corresponding Cayley graphs, again called fusion (or quantum) graphs, just differ by orientation of edges, and one graph is enough to fully characterize the action of the fusion ring. More generally, the (module) action of a simple object m of \mathcal{A}_k on a simple object a of \mathcal{E} , i.e. $m \times a = \sum_b F_{ma}^b b$ is encoded by “annular coefficients” and annular matrices F_m .

A last ingredient to be introduced is the algebra of quantum symmetries [29, 30]: given a module-category \mathcal{E}_k over a fusion category $\mathcal{A}_k(G)$, one may define its endomorphism category $\mathcal{O}(\mathcal{E}) = \text{End}_{\mathcal{A}}\mathcal{E}$ which is monoidal, like $\mathcal{A}_k(G)$, and acts on \mathcal{E} in a way compatible with the \mathcal{A} action. In practice one prefers to think in terms of (Grothendieck) rings and modules, and use the same notations to denote them. The ring $\mathcal{O}(\mathcal{E})$ is naturally a bimodule on $\mathcal{A}_k(G)$, so that the simple objects m, n, \dots of the later (in particular the generators) act on $\mathcal{O}(\mathcal{E})$, in particular on its own simple objects x, y, \dots called “quantum symmetries”, in two possible ways. One can therefore associate to each generator of $\mathcal{A}_k(G)$ two matrices with non negative integer entries describing left and right multiplication, and therefore two graphs, called left and right chiral graphs whose union is a non connected graph called the Ocneanu graph. The chiral graphs associated with a generator can themselves be non connected. More generally, the structure constants describing the bimodule action are encoded by “toric matrices” W_{xy} (write $mxn = \sum_y (W_{xy})_{mny}$) that can be physically interpreted as twisted partition functions (presence of defects, see [36]). The particular matrix $Z = W_{00}$ is the usual partition function. Expressions of toric matrices for all *ADE* cases can be found in [40].

The category \mathcal{A}_k is modular (action of $SL(2, \mathbb{Z})$), and to every module-category \mathcal{E} is associated, as discussed above, a quantity Z , called the modular invariant because it commutes with this action. One problem, of course, is to classify module-categories associated with \mathcal{A}_k . Very often, \mathcal{E} is not a priori known (one does not even know what are its simple objects) but in many cases the associated modular invariant Z is known, and there exist techniques (like the modular splitting method, that we shall not discuss in this paper, see [19, 7]) that allow one to “reverse the machine”, i.e. to obtain the putative Grothendieck group of \mathcal{E} and its module structure over the fusion ring, together with its fusion graph, from the knowledge of Z . As already mentioned, obtaining such a module structure over the fusion ring is usually not enough to guarantee the existence of the category \mathcal{E} itself, unless we a priori know that it should exist (for instance in those cases of module-categories obtained by conformal embeddings).

For a module-category \mathcal{E} of type $SU(3)$, one can associate a complex-number, called a triangular cell, to each elementary triangle of its fusion graph. This stems from the following simple argument: in the classical theory, like in the quantum one, the tensor cube of the fundamental representation contains the identity representation. Therefore, starting from any irreducible representation of $SU(3)$, say λ , if we tensor multiply it three times by the fundamental, we obtain a reducible representation that contains λ in its reduction. The same remark holds if λ is a simple object of a category \mathcal{E} on which $\mathcal{A}_k = \mathcal{A}_k(SU(3))$ acts. It means that for any elementary triangle (a succession of three oriented edges) of the \mathcal{A}_k fusion graph, or of the graph describing the module structure of \mathcal{E} , we have an intertwiner, but this intertwiner should be proportional to the trivial one since λ is irreducible. In other words, one associates – up to some gauge freedom – a complex number to each elementary triangle. This assignment is sometimes called¹ “a self-connection”, “a connection on the system of triangular cells”, or simply “a cell system”. Independently of the question of determining these numbers explicitly, there are non trivial identities between them because of the existence of non trivial relations (Kuperberg identities) between the $SU(3)$ intertwiners. One obtains two sets of equations, respectively quadratic and quartic, relating the triangular cells. These equations, that we call coherence equations for triangular cells, are sometimes nicknamed “small and large pocket equations” because of the shapes of the polygons (frames of the fusion graph) involved in their writing. Up to some gauge choice, these equations determine the values of the cells (there may be more than one solution). Such a solution can be used, in turn, to obtain a representation of the Hecke algebra.

¹The terminology stems historically from more general constructions describing symmetries of quantum spaces in the framework of operator algebras, see [26, 27].

2.3 Structure of the paper

Our aim is twofold: to explain where the coherence equations come from, and to show explicitly, in a number of cases, how these equations are used to determine explicitly the values of the triangular cells. The structure of our paper reflects this goal.

After a general discussion of graphical models that allows one to manipulate intertwining operators in a quite efficient manner (Section 3.1), and a summary of the $SU(2)$ situation (Section 3.2), we describe the identities that are specific to the $SU(3)$ cases, namely the quadratic and quartic Kuperberg equations between particular webs of the A_2 spider (Section 3.3). Then, by “plugging” these equations into graphs describing an $SU(3)$ theory with boundaries, ie some chosen module-category \mathcal{E} over $\mathcal{A}_k(SU(3))$, we obtain Ocneanu equations for triangular cells (Section 3.4).

Section 4 is devoted to a discussion of these equations and to examples. We take, for \mathcal{E} , the fusion category \mathcal{A}_k itself and analyze three exceptional² examples, namely the three “quantum subgroups” of type $SU(3)$ possessing self-fusion, which are known to exist at levels 5, 9 and 21. Module-categories obtained by orbifold techniques from the \mathcal{A}_k (the $SU(3)$ analogs³ of the D graphs), or exceptional modules without self-fusion, as well as other examples of “quantum modules” obtained using particular conjugacies, can be studied along the same lines. Finally, Subsection 4.7 is devoted to a “bad example”, i.e. a graph that was a candidate for another module-category of $SU(3)$ at level 9, but for which the coherence equations simply fail.

The reader who wants to jump directly to the coherence equations and to our description of a few specific cases may skip the beginning of our paper and starts his reading in Section 3.4, since the derivation of these equations from first principles requires a fair amount of material that will not be used in the sequel.

3 Intertwining operators and coherence equations

3.1 Generalities on graphical models (webs or wire models)

From standard category theory we know that objects should be thought of as “points” and morphisms as “arrows” (connecting points). Although conceptually nice, this kind of visualization appears to be often inappropriate for explicit calculations. Graphical methods like those used in wire models, combinatorial spiders or topological quantum field theory (TQFT), happen to be more handy. A detailed presentation of such models goes beyond the scope of this article, but we nevertheless need a few concepts and ideas that we summarize below.

In graphical models, diagrams are drawn on the plane, or more generally on oriented surfaces. Graphical elements of a model include a finite set of distinguished boundary points, possibly different types of wires (oriented or not) going through, and possibly different types of vertices, where the wires meet (warning: these internal vertices should not be thought of as boundary points). The general idea underlying graphical models is that boundary points represent simple objects, not arbitrary ones, in contradistinction with category theory, and that diagrams should be interpreted as morphisms connecting the boundary points (the later are supposed to be tensor multiplied). Diagrams without boundary points are just numbers. Diagrams can be formally added, or multiplied by complex numbers, and it is usually so that arbitrary diagrams can be obtained as linear sums of more basic diagrams. Diagrams can be joined or composed (in a way that is very much dependent of the chosen kind of graphical model), and this reflects the composition of morphisms. Diagrams can be read in various directions, which are equivalent, because of the existence of Frobenius isomorphisms. A given model may also include

²In the sense that they do not belong to series.

³They have self-fusion when k is equal to 0 modulo 3.

relations between some particular diagrams (identities between morphisms) and these relations may incorporate formal parameters (indeterminate). Finally, partial trace operations (tensor contraction or stitch) are defined. Considering only one type of boundary is not sufficient for the description of module-categories, so that more general graphical models also incorporate “marks”, labelling the different types of boundaries.

There exist actually two variants of diagrammatical models. In the first version (the primitive or elementary version), boundary points refers to simple objects that are also generators; all other simple objects will appear when we tensor multiply the fundamental ones (that correspond classically to the fundamental representations of G). In other words all other objects are subfactors of tensor products of generators.

In the second version (the “clasp version”, that we could be tempted⁴ to call the “bound state version”), finite strings of consecutive fundamental boundary points are grouped together into boxes (clasps) in order to build arbitrary simple objects. This version may therefore incorporate new kinds of graphical elements, in particular new kinds of boundary points (external clasps representing arbitrary simple objects), new labels for wires, and new kinds of vertices, but one should remember that these new graphical elements should be, in principle, expressible in terms of the primitive ones.

For definiteness we suppose, from now on, that the underlying category is specified by a compact simple Lie group G and a level k (possibly infinite). When the level is finite, there is a finite number of simple objects; they are highest weight representations, denoted by a weight λ , such that $\langle \lambda, \theta \rangle \leq k$, where θ is the highest root of G and the scalar product is defined by the fundamental quadratic form. The morphisms are intertwining operators, i.e. elements of $\text{Hom}_{G,k}$ spaces. The simple objects are often called “integrable irreducible representations of G at level k ”, a terminology that makes reference to affine algebras, but one should remember that the same category can be constructed from quantum groups at a root of unity (actually a root of -1) $q = \exp(\frac{i\pi}{\kappa})$, where $\kappa = g + k$ is called altitude, and where g is the dual Coxeter number of G . Like in the classical case, simple objects can be labelled by weights or by Young tableaux (reducing to positive integers in the case $G = SU(2)$). If the level k is too small, not all fundamental representations of G necessarily appear, however for $G = SU(N)$ all the fundamental representations “exist” (or are integrable, in affine algebra parlance), as soon as $k \geq 1$.

The first graphical models invented to tackle with problems of representation theory go back to the works done, almost a century ago, in mathematics by [39] and physics or quantum chemistry (recoupling theories for spin, [37]), but they have been considerably developed in more recent years by [42, 20, 22, 24, 38, 23, 30, 11] and others. These models were mostly devoted to the study of $SU(2)$, classical or quantum, in relation with the theory of knots or with the theory of invariants for 3-manifolds. They share many features but often differ by terminology, graphical conventions, signs, and interpretation. At the end of the 90’s this type of formalism was extended beyond the $SU(2)$ case, [41, 34, 23]. Combinatorial spiders, formally defined in the last reference, provide a precise terminology and nice graphical models for the study of fusion categories $\mathcal{A}_k(G)$ associated with pairs (G, k) . In wire models, diagrams are often read from top to bottom (think of this as time flow) but this is just conventional because of the existence of Frobenius maps; spiders diagrams (webs) can also be cut and read in one way or another. In wire models, two consecutive boundary vertices (or more) located on the same horizontal line (which is not drawn in general) should be tensor multiplied. The same is true, in the case of spiders, for vertices belonging to a boundary circle. Moreover the trivial representation is described by an empty drawing (the vacuum). However, as such, these graphical models are not general enough for our purposes, because although they provide combinatorial descriptions for the morphisms

⁴The situation is reminiscent of what happens in the diagrammatic treatment of quantum field theories (Feynman diagrams) where graphs can incorporate lines, which may be external or internal, describing either fundamental particles or bound states (like clasps), and vertices describing their interactions.

attached to a category like $\mathcal{A}_k(SU(N))$, they do not describe the collection of inter-relations existing between a monoidal category \mathcal{A}_k , a chosen module \mathcal{E} , and the endomorphisms $\mathcal{O}(\mathcal{E})$ of the later. However, an extension of the recoupling models describing the case of $SU(2)$ “coupled to matter” of type ADE (module-categories) was sketched in a section of [30]. The main idea was to introduce different marks (labels called \mathcal{AA} , \mathcal{AE} or \mathcal{EE}) for boundary points representing simple objects of the three different types, and three kind of lines (we choose wiggly, continuous, and dashed) for their morphisms. Another idea was to choose an alternative way for drawing diagrams, by using elementary star-triangle duality. Let us consider a simple example: Take m a simple object in \mathcal{A} , and a a simple object in \mathcal{E} , since the former acts on the later (we have a monoidal functor from \mathcal{A} to the endofunctors of \mathcal{E}) we may consider vertices of type a, m, b where b is a simple object in \mathcal{E} , or more generally we may consider “diffusions graphs” (see Fig. 1). Then, by applying a star-triangle duality transformation, we obtain in the first case a triangle with vertices marked $\mathcal{E}, \mathcal{A}, \mathcal{A}$ and edges of type $\mathcal{AA}, \mathcal{AE}, \mathcal{AE}$. In the second case, we obtain a double triangle (a rhombus) with four edges of type \mathcal{AE} , and a diagonal of type \mathcal{AA} . Since the endomorphism category \mathcal{O} of \mathcal{E} also acts on \mathcal{E} , we have also vertices of type a, x, b , where x is a simple object of \mathcal{O} , and dually, triangles with edges of type \mathcal{EE} or \mathcal{AE} , or double triangles with four edges of type \mathcal{AE} , and a diagonal of type \mathcal{EE} . One can also introduce vertices of type m, n, p (for triangles \mathcal{AAA}) since \mathcal{A} is monoidal, and triangles \mathcal{EEE} since \mathcal{O} is monoidal as well. Altogether, there are four kinds of triangles and five types of tetrahedra (pairing of double-triangles) describing generalized $6j$ symbols. This framework seems to be general enough to handle all kinds of situations where a monoidal category \mathcal{A} is “coupled” to a module \mathcal{E} . Of course, for any specific example, we also have specific relations between the graphical elements of the model. The case of $SU(2)$ and its modules was presented in [30], but we are not aware of any printed reference presenting graphical models to study $SU(3)$ coupled to its modules. Fortunately, for the purposes of the present paper, the amount of material that we need from such a model is rather small. Although we are mainly interested in $SU(3)$, we shall actually start with a description of the $SU(2)$ case since it allows us to present most concepts in a simpler framework.

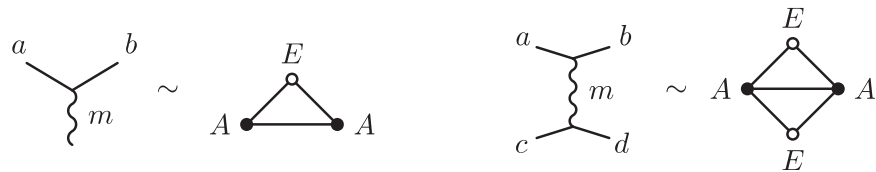


Figure 1. Vertex and diffusion graphs for $SU(2)$ coupled to ADE matter.

3.2 Equations for the $SU(2)$ model

3.2.1 The fundamental version

For $(SU(2), k)$ alone, i.e. without considering any action of the category \mathcal{A}_k on a module, and calling σ_p the simple objects, we have one fundamental object $\sigma = \sigma_1$ corresponding classically to the two-dimensional spin 1/2 representation. There is a single non trivial intertwiner (the determinant map) which sends $\sigma \otimes \sigma$ to the trivial representation. This is reflected in by the fact that σ_0 appears on the r.h.s. of the equation $\sigma_1 \otimes \sigma_1 = \sigma_0 \oplus \sigma_2$, where $\dim(\sigma_p) = [p + 1]$ where $[n] = \frac{q^n - q^{-n}}{q - q^{-1}}$ with $q = \exp(i\pi/(2+k))$. The corresponding projector (antisymmetric) is the Jones projector $\sigma \otimes \sigma \mapsto \mathbb{C} \subset \sigma \otimes \sigma$. The Frobenius isomorphisms lead to the well known existence of an isomorphism⁵ between σ and its conjugate $\bar{\sigma}$. For this reason, the graphical model uses only

⁵Actually two, see the comment in Section 3.2.5.

one type of wire, which is unoriented. The fundamental intertwiner C is graphically described by the “cup diagram”: read from top to bottom, it indeed tells us that $\sigma \otimes \sigma$ contains the trivial representation (remember that the trivial representation is not drawn). Its adjoint C^\dagger (the same diagram read bottom-up) is the “cap diagram”, so that the composition of the two gives either an operator $U = C^\dagger C$ from $\sigma \otimes \sigma$ to itself (the Jones projector, up to scale, displayed as a “cup-cap”), or a number $\beta = CC^\dagger$ displayed as a “cap-cup”, i.e. a circle (closed loop). Obviously $U^2 = \beta U$. It is traditional to introduce the Jones projector $e = \beta^{-1}U$, so that $e^2 = e$ and to set $U_1 = U$, $U_2 = \mathbb{1} \otimes U$, $U_n = \mathbb{1} \otimes \cdots \otimes \mathbb{1} \otimes U$ and $e_n = \beta^{-1}U_n$. A standard calculation shows that β is equal to the q -number [2]. The graphical elements of the $SU(2)$ primitive model are therefore rather simple since we have only one relation (see Fig. 2, where the symbol D refers to any diagram) involving a single parameter, the value of the circle.



Figure 2. The circle for $SU(2)$.

3.2.2 The clasp version (bound states version)

The clasp version of the $\mathcal{A}_k(SU(2))$ model is slightly more involved: the representation $\sigma^n = \sigma^{\otimes n}$ is not a simple object and according to the general philosophy of graphical models, in their primitive version, being a tensor product of n simple objects, it is described by n points along a boundary line. Its endomorphism algebra (operators commuting with the action of $SU(2)$ or $SU(2)_q$ on σ^n) is the Temperley–Lieb algebra. It is generated by linear combination of diagrams representing crossingless matching of the $2n$ points (n points “in” and n points “out” in the wire model, or $2n$ points along a circle, in the spider model), and generated, as a unital algebra, by cup-cap elements U_i (pairs of U-turns in position $(i, i+1)$). The standard recurrence relation for $SU(2)$, namely $\sigma \otimes \sigma_n = \sigma_{n-1} \oplus \sigma_{n+1}$ (Tchebychev) shows that if $n < k$ there exists a non-trivial intertwiner from $\sigma \otimes \sigma_n$ to σ_{n+1} where σ_n denotes the irreducible representation of quantum dimension $[n+1]$. The corresponding projector (the Wenzl projector P_n , which is symmetric) is therefore obtained as the equivariant projection of σ^n to its highest weight irreducible summand σ_n which is described by a clasp of size n or by a vertical line carrying⁶ a label n . Its expression is given by the Wenzl recurrence formula: $P_1 = \mathbb{1}$, $P_2 = \mathbb{1} - U_1/\beta$, $P_n = P_{n-1} - \frac{[n-1]}{[n]} P_{n-1} U_{n-1} P_{n-1}$. On the r.h.s. of this equation, P_{n-1} is understood as $P_{n-1} \otimes \mathbb{1}$. The trace of P_n , described by a loop carrying the label n , is $\mu_n = \text{Tr}(P_n) = [n+1]$.

The non-trivial intertwiners $Y_{mnp} : \sigma_m \otimes \sigma_p \mapsto \sigma_n$ are described by Y-shaped star diagrams (see Fig. 3) with composite wires carrying representation indices ($SU(2)$ weights), or dually, by triangles, where edges are clasps. It is easy to show that the dimension of the triangle spaces is equal to 0 or 1 for all n since all matrix coefficients $(N_n)_{mp}$ of fusion matrices obtained from the relation $N_n = N_{n-1}N_1 - N_{n-2}$, where N_1 is the adjacency matrix of the fusion graph $A_{k+1} = A_k$ are either equal to 0 or 1. When the value is not 0, the triangle (m, n, p) is called admissible. It can also be associated with an essential path of length n , from the vertex σ_m to the vertex σ_p , on the fusion graph (see the discussion in Section 3.2.4).

The corresponding endomorphisms $P_{mnp} : \sigma_m \otimes \sigma_p \mapsto \sigma_n \subset \sigma_m \otimes \sigma_p$ are displayed as diffusion graphs of a special kind (see Fig. 3), or dually, as particular double triangles. The trace of P_{mnp} , called theta symbol $\theta(m, n, p)$ because of its shape, is represented in Fig. 4. There are general formulae for the values of these symbols, which, for the pure $SU(2)$ case, are symmetric in m, n, p ,

⁶Warning: some authors prefer to denote σ^n , not σ_n , with this drawing.

$$Y_{mnp} = \begin{array}{c} m \\ \text{~~~~~} \\ \text{~~~~~} \\ \text{~~~~~} \\ \text{~~~~~} \\ \text{~~~~~} \\ \text{~~~~~} \\ \text{~~~~~} \\ \text{~~~~~} \\ \text{~~~~~} \\ n \end{array} \quad P_{mnp} = \begin{array}{c} m \\ \text{~~~~~} \\ \text{~~~~~} \\ \text{~~~~~} \\ \text{~~~~~} \\ \text{~~~~~} \\ \text{~~~~~} \\ \text{~~~~~} \\ \text{~~~~~} \\ \text{~~~~~} \\ m \end{array} \quad \begin{array}{c} p \\ \text{~~~~~} \\ \text{~~~~~} \\ \text{~~~~~} \\ \text{~~~~~} \\ \text{~~~~~} \\ \text{~~~~~} \\ \text{~~~~~} \\ \text{~~~~~} \\ \text{~~~~~} \\ p \end{array}$$

Figure 3. The Y and P intertwiners for $SU(2)$.

see for example [22]; they are obtained by decomposing Y_{mnp} into elementary tangles or along a web basis.

$$\theta(m, n, p) = \begin{array}{c} m \\ \text{~~~~~} \\ \text{~~~~~} \\ \text{~~~~~} \\ \text{~~~~~} \\ \text{~~~~~} \\ \text{~~~~~} \\ \text{~~~~~} \\ \text{~~~~~} \\ \text{~~~~~} \\ n \end{array} \quad \begin{array}{c} p \\ \text{~~~~~} \\ \text{~~~~~} \\ \text{~~~~~} \\ \text{~~~~~} \\ \text{~~~~~} \\ \text{~~~~~} \\ \text{~~~~~} \\ \text{~~~~~} \\ \text{~~~~~} \\ p \end{array}$$

Figure 4. The theta symbol for $SU(2)$.

Composing a Y intertwiner and its adjoint in the opposite order gives a “propagator with a loop” which has to be proportional to the identity morphism of σ_n since the later is irreducible, so that, by evaluating the trace on both sides, one finds the identity displayed⁷ on Fig. 5. The endomorphisms $\frac{\mu_n}{\theta(m,n,p)}P_{mnp}$ are projectors, as it is clear by composing the P ’s vertically:

$$\begin{array}{c} m \\ \text{~~~~~} \\ \text{~~~~~} \\ \text{~~~~~} \\ \text{~~~~~} \\ \text{~~~~~} \\ \text{~~~~~} \\ \text{~~~~~} \\ \text{~~~~~} \\ \text{~~~~~} \\ n \end{array} \quad \begin{array}{c} n' \\ \text{~~~~~} \\ \text{~~~~~} \\ \text{~~~~~} \\ \text{~~~~~} \\ \text{~~~~~} \\ \text{~~~~~} \\ \text{~~~~~} \\ \text{~~~~~} \\ \text{~~~~~} \\ p \end{array} = \delta_{nn'} \frac{\theta(m,n,p)}{\mu_n} \begin{array}{c} \text{~~~~~} \\ \text{~~~~~} \\ \text{~~~~~} \\ \text{~~~~~} \\ \text{~~~~~} \\ \text{~~~~~} \\ \text{~~~~~} \\ \text{~~~~~} \\ \text{~~~~~} \\ \text{~~~~~} \\ n \end{array}$$

Figure 5. Normalizing coefficient for a $SU(2)$ loop.

$P_{mnp}P_{mnp} = \theta(m, n, p)\mu_n^{-1}P_{mnp}$. Notice the particular case $\theta(k - 1, 1, k) = \mu_k = [k + 1]$ so that we recover the Wenzl projectors $P_k = P_{k-1,k,1}$, for instance $P_2 = Y_{121}^\dagger Y_{121} = P_{121}$. As a special case, one recovers $U = U_1 = Y_{101}^\dagger Y_{101} = P_{101}$.

Since the triangle spaces are of dimension 1, the morphism defined by the left-hand side of Fig. 6 should be proportional to the Y-shaped intertwiner Y_{qpr}^\dagger . This coefficient, that appears on the r.h.s. of Fig. 6, is written as the product of quantum dimensions and a new scalar quantity called the tetrahedral symbol TET symbol (the first term). In the “pure” $SU(2)$ theory, quantum or not, the general expression of TET , which enjoys tetrahedral symmetry as a function of its six arguments, is known [22]. The first three arguments of TET build an admissible triangle and the last three arguments determine skew lines (in 3-space) with respect to the first three. In the $SU(2)$ theory, this symbol vanishes if m, n, p all refer to the fundamental representation σ because the cube σ^3 does not contain the trivial representation. This is precisely what is different in the $SU(3)$ theory.

The (quantum) Racah and Wigner $6j$ symbols differ from the symbol TET by normalizing factors. One should be warned that besides TET , there are at least three types of quantities called “ $6j$ ” symbols in the literature, even in the pure $SU(2)$ case. The Racah symbols directly enter the structure of the weak bialgebra \mathcal{B} associated with the data [30]: For each simple object n one introduces a vector space H_n spanned by a basis whose elements are labelled by admissible triangles⁸ (with fixed edge n) representing the intertwiners Y_{mnp} ; one defines $\mathcal{B} = \bigoplus_n \mathcal{B}_n = \bigoplus_n \text{End}(H_n)$. The endomorphism product is depicted by vertical concatenation of vertical diffusion graphs⁹: $H_n \begin{pmatrix} pq \\ rs \end{pmatrix} H_{n'} \begin{pmatrix} r's' \\ tu \end{pmatrix} = \frac{\theta(rns)}{\mu_n} \delta_{nn'} \delta_{rr'} \delta_{ss'} H_n \begin{pmatrix} pq \\ tu \end{pmatrix}$, where the pre-factor is

⁷To save space, we display it horizontally.

⁸Or essential paths of length n from m to p .

⁹Or double triangles sharing a horizontal edge, see Fig. 7.

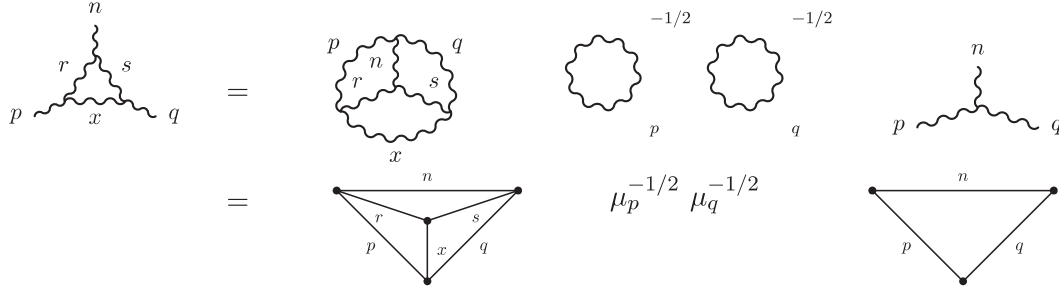


Figure 6. The $TET \left(\begin{smallmatrix} p & n & q \\ s & x & r \end{smallmatrix} \right)$ symbol appears as the first term on the right-hand side.

read from Fig. 5. These vertical diffusion graphs represent elementary endomorphisms, up to scale (a pre-factor $\sqrt{\theta(p, n, q)\theta(r, n, s)}/\mu_n$). Written in terms of matrices, \mathcal{B} is a finite sum of simple blocks labeled by the simple objects n .

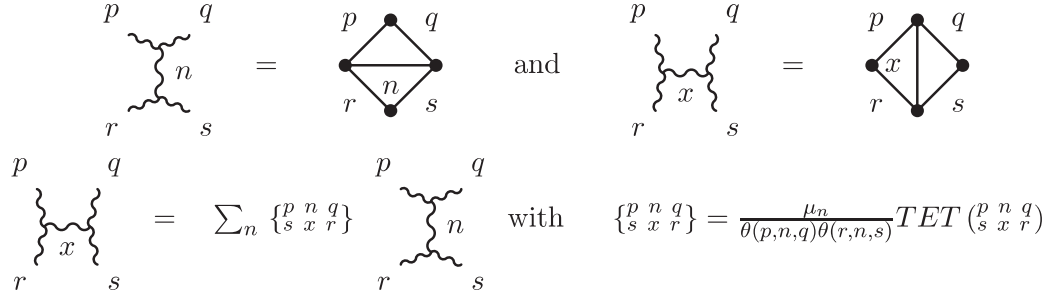


Figure 7. Vertical and horizontal diffusion graphs for the pure $SU(2)$ case.

One then introduces horizontal diffusion graphs $V_x \left(\begin{smallmatrix} p & q \\ r & s \end{smallmatrix} \right)$, (equivalently, double triangles sharing a horizontal edge), by the equation displayed on the second line of Fig. 7. These new diffusion graphs build a new basis for the same algebra and define a new grading $\mathcal{B} = \bigoplus_x \mathcal{B}_x$. Using this new basis one introduces a multiplication on the dual $\widehat{\mathcal{B}}$ by concatenation of the horizontal diffusion graphs that can also be used to represent the corresponding dual basis: $V_x \left(\begin{smallmatrix} p & q \\ r & s \end{smallmatrix} \right) V_{x'} \left(\begin{smallmatrix} q' & t \\ s' & u \end{smallmatrix} \right) = \frac{\theta(qxs)}{\mu_x} \delta_{xx'} \delta_{qq'} \delta_{ss'} V_x \left(\begin{smallmatrix} p & t \\ r & u \end{smallmatrix} \right)$. Equivalently this defines a coproduct in \mathcal{B} that can be shown to be compatible with the first product. The obtained structure is actually a finite dimensional weak Hopf algebra, a quantum groupoid. The (Racah) symbols $\{ \}$ used to define the pairing do not enjoy tetrahedral symmetry, but only quadrilateral symmetry. If we set $x = 0$ in the duality relation (second line of Fig. 7), the tetrahedron degenerates to a triangle and $TET \left(\begin{smallmatrix} p & n & q \\ q & 0 & p \end{smallmatrix} \right) = \theta(p, n, q)$ that cancels one of the denominators that enters the definition of the Racah symbol, so that one obtains the closure relation Fig. 8 that will be used later. The proportionality coefficient entering this relation can be simply checked by writing $p \otimes q = \sum n$, taking the trace on both sides, the fact that the quantum dimension is a homomorphism, and using the definition of θ .

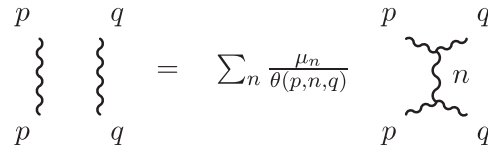


Figure 8. Closure relation in the pure $SU(2)$ case.

One often defines (Wigner) $6j$ symbols by the equation

$$\left[\begin{smallmatrix} p & n & q \\ s & x & r \end{smallmatrix} \right] = TET \left(\begin{smallmatrix} p & n & q \\ s & x & r \end{smallmatrix} \right) / \sqrt{\theta(p, n, q)\theta(p, x, r)\theta(r, n, s)\theta(s, x, q)}.$$

The normalizing factor in the denominator involves the product of theta functions for all triangles of the given tetrahedra, so that the $6j$ symbols $[\]$ also enjoy tetrahedral symmetry. The terminology is unfortunately not standard: The classical limit of the $[\]$ symbols are called $6j$ by most physicists (and Racah $6j$ by Mathematica) but the $\{ \}$ are called $6j$ by [22] and [30]; one can even find, for instance in [3] and in several references studying the geometry of 3-manifolds, a definition of “unnormalized $6j$ symbols” that differ from TET , and $[\]$ by other normalizing factors. The reader may look at [5] for relations between these quantities¹⁰ and their use in studying the quantum groupoid structure.

3.2.3 Coupling of $SU(2)$ to ADE matter

If we now couple $SU(2)$ to ADE matter¹¹, the story becomes more complicated (see our general discussion), since we have in general four types of triangles (see Fig. 9) and five types of generalized TET , Racah, or Wigner $6j$ symbols coupled by pentagonal identities nicknamed “the Big Pentagon” equation (this was commented in [28], see [1]).



Figure 9. The four types of triangles for $SU(2)$ coupled to ADE matter.

Since \mathcal{E} is a module-category over $\mathcal{A}_k(SU(2))$ we obtain endofunctors of \mathcal{E} labelled by the simple objects σ_n of \mathcal{A} , sending objects of \mathcal{E} to objects of \mathcal{E} . Again, one represents diagrammatically such morphisms from a to b by Y -shaped diagrams called Y_{anb} (see the first diagram on Fig. 10) where a and b refer to simple objects of \mathcal{E} . By composition with the upside-down diagrams, we get the second diagram of Fig. 10 that can be traced, as in the pure $SU(2)$ case, to get numbers θ_{anb} , see Fig. 11 that replaces Fig. 4.




Figure 10. The Y and P intertwiners for $SU(2)$ coupled to ADE matter.

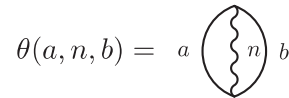


Figure 11. The theta symbol for $SU(2)$ coupled to ADE matter.

In particular, when n is trivial, the value of the circle associated with an irreducible object a of type \mathcal{E} is the corresponding quantum number¹² μ_a (see Fig. 12). Composing the morphisms in other directions gives the equations depicted in Fig. 13.



Figure 12. The circle for an irreducible object a of type \mathcal{E} .

¹⁰Warning: In this reference the diffusion graphs are rescaled, and the loop has value 1, not [2].

¹¹Actually to DE matter since the $SU(2)$ at level k is the A case itself.

¹²In general we call $\mu_a = [a]$ the q -dimension of a , but for $SU(2)$ and $a = \sigma_n$ we have $\mu_a = [\sigma_n] = [n + 1]$.

$$\begin{aligned}
\begin{array}{c} \text{---} a \text{---} \\ \text{---} n \text{---} \\ \text{---} b \text{---} \\ \text{---} n' \text{---} \end{array} &= \delta_{nn'} \theta(a, n, b) \mu_n^{-1} & \begin{array}{c} \text{---} \\ \text{---} n \text{---} \end{array} \\
\begin{array}{c} \text{---} b \text{---} \\ \text{---} a \text{---} \\ \text{---} n \text{---} \\ \text{---} a' \text{---} \end{array} &= \delta_{aa'} \theta(a, n, b) \mu_a^{-1} & \text{---} a \text{---}
\end{aligned}$$

Figure 13. Normalizing coefficients for $SU(2)$ coupled to ADE matter.

One has to be cautious here because the dimensionality of triangle spaces like anb can be bigger¹³ than 1; in other words the space of essential paths from a to b and of length n may have a dimension bigger than 1. One should therefore sometimes introduce an extra label α for vertices such as anb . Comparing the TET coefficients introduced in Figs. 6 and 14 one notices that m, n, p still label simple objects of $\mathcal{A}_k(SU(2))$, but a, b, c , replacing p, q, x , refer to simple objects of \mathcal{E} . The other difference is that the right hand side of Fig. 14 now incorporates a summation over the extra label α , in those cases where the triangle space a, p, b has a dimension bigger than 1.

$$\begin{aligned}
\begin{array}{c} p \\ \text{---} \\ \text{---} m \text{---} \\ \text{---} n \text{---} \\ \text{---} c \text{---} \\ \text{---} \gamma \text{---} \\ a \text{---} \quad \beta \text{---} b \end{array} &= \sum_{\alpha} \begin{array}{c} \alpha \\ \text{---} a \text{---} \\ \text{---} p \text{---} \\ \text{---} n \text{---} \\ \text{---} m \text{---} \\ \text{---} c \text{---} \\ \text{---} \gamma \text{---} \\ \beta \text{---} \end{array} & \begin{array}{c} -1/2 \\ \text{---} \\ \text{---} a \end{array} & \begin{array}{c} -1/2 \\ \text{---} \\ \text{---} b \end{array} & \begin{array}{c} p \\ \text{---} \\ \text{---} \alpha \text{---} \\ a \text{---} \quad b \end{array} \\
= \sum_{\alpha} & \begin{array}{c} p \\ \text{---} \\ \text{---} m \text{---} \\ \text{---} n \text{---} \\ \text{---} c \text{---} \\ a \text{---} \quad b \end{array} & \mu_a^{-1/2} & \mu_b^{-1/2} & \begin{array}{c} p \\ \text{---} \\ \text{---} \alpha \text{---} \\ a \text{---} \quad b \end{array}
\end{aligned}$$

Figure 14. The TET $\binom{apb}{ncm}$ symbol on the r.h.s. may depend on α, β, γ .

Like in the pure $SU(2)$ case one can introduce a vector space $H = \bigoplus_n H_n$ spanned by a basis whose elements are labelled by admissible triangles (with fixed edges n standing for simple objects of $\mathcal{A}_k(SU(2))$ representing intertwiners Y_{anb}). These elements can be interpreted in terms of essential paths from a to b , of length n , on the fusion graph of \mathcal{E} (see the discussion in Section 3.2.4). In this $SU(2)$ situation, it is known that H can also be constructed as the vector space underlying the Gelfand–Ponomarev preprojective algebra [16] associated with the corresponding ADE unoriented quiver. With $k \neq \infty$, identification stems from the fact that dimensions of the finite dimensional vector spaces H_n , calculated according to both definitions, are equal (compare for instance [6] and [25]). In the case of $SU(3)$ considered in the next section, the grading label of the horizontal space H_n refers to a pair of integers $n = (n_1, n_2)$, seen as a Young tableau, and can no longer be interpreted as a length. When $\mathcal{E} \neq \mathcal{A}_k$ the ring $\mathcal{O}(\mathcal{E})$ is usually not isomorphic with \mathcal{A}_k but the construction of the bialgebra \mathcal{B} proceeds like in the pure $SU(2)$ case, by using vertical and horizontal diffusion graphs together with the $6j$ symbols appearing in Fig. 15. We shall not discuss here the structure of \mathcal{B} , the interested reader may look at [30, 1, 36, 5, 43], but notice that these $6j$ symbols have four labels for the simple objects of type \mathcal{E} (the module), one label for the type \mathcal{A} and one label for the type \mathcal{O} (the quantum symmetries), whereas the $6j$ symbols appearing in Fig. 14 have three indices of type \mathcal{E} and three indices of type \mathcal{A} . Using star-triangle duality, vertices become edges, $AA, A\mathcal{E}$ or $\mathcal{E}\mathcal{E}$, and the two kinds of $6j$ symbols just considered belong to the tetrahedral types described in Figs. 16, where black and white vertices refer to A and \mathcal{E} marks. If we set $x = 0$ in the duality relation (second line of Fig. 15), the tetrahedron degenerates and becomes a triangle, like in

¹³The matrix coefficients of the annular matrices obtained from the relation $F_n = F_{n-1}F_1 - F_{n-2}$, where F_1 is the adjacency matrix of the fusion graph of \mathcal{E} , can be bigger than 1.

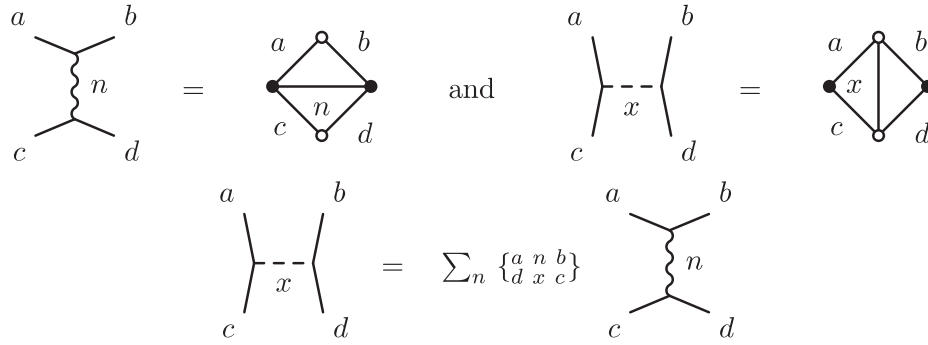


Figure 15. Vertical and horizontal diffusion graphs for $SU(2)$ coupled to ADE matter.

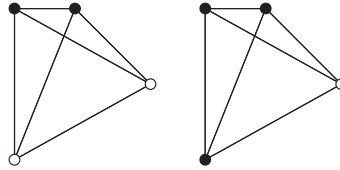


Figure 16. Two types of tetrahedra: $AAEE$ and $AAAE$.

the pure $SU(2)$ situation, and the Racah symbol $\left\{ \begin{matrix} a & n & b \\ d & x & c \end{matrix} \right\} = \frac{\mu_n}{\theta(a,n,b)\theta(c,n,d)} TET \left(\begin{matrix} a & n & b \\ d & x & c \end{matrix} \right)$ becomes simply $\left\{ \begin{matrix} a & n & b \\ b & 0 & a \end{matrix} \right\} = \frac{\mu_n}{\theta(a,n,b)}$. We shall need later the $SU(3)$ analog of this closure relation, which is displayed on Fig. 17.

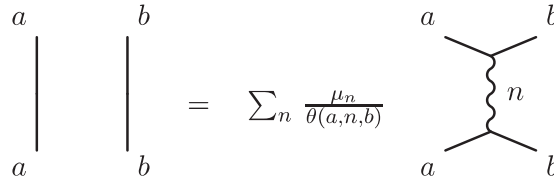


Figure 17. Closure relation for $SU(2)$ coupled to matter.

3.2.4 $SU(2)$ braiding, Hecke and Jones–Temperley–Lieb algebras

In the $SU(2)$ theory, one also chooses a square root $A = \exp(\frac{i\pi}{2\kappa})$ of q and introduces a braiding¹⁴ defined by Fig. 18. It reads $X = iA\mathbb{1} - iA^{-1}U = \bar{\epsilon}\mathbb{1} + \epsilon U$ where $\bar{\epsilon} = iA$, so that $\epsilon\bar{\epsilon} = 1$, and U is




Figure 18. The braid relation for $SU(2)$.

the already defined cup-cap generator. Notice that $\bar{\epsilon}X = -1/q + U$. In physics, the braiding can be interpreted as a Boltzman weight at criticality in the context of RSOS height models of type $SU(2)$. The algebra of the braid group with $s + 1$ strands is defined by generators g_1, \dots, g_s obeying relations $g_n g_{n+1} g_n = g_{n+1} g_n g_{n+1}$ and $g_n g_m = g_m g_n$ when $|m - n| \geq 2$. The Hecke algebra with parameter $\beta = [2] = q + 1/q = 2 \cos(\pi/\kappa)$ is obtained as its quotient by the ideal

¹⁴The factor i , absent in [21], insures that the classical situation is obtained by letting $A \mapsto 1$.

generated by the quadratic relation $(g_n + 1)(g_n - q^2) = 0$. Introducing the change of generators defined by¹⁵ $g_n = q(q - U_n)$, the above three relations defining the Hecke algebra can be written

$$\begin{aligned} U_n U_m &= U_m U_n & \text{when } |m - n| \geq 2, \\ U_n^2 &= \beta U_n, & U_n U_{n+1} U_n - U_n = U_{n+1} U_n U_{n+1} - U_{n+1}. \end{aligned}$$

In the $SU(2)$ theory, the operator U is realized as the cup-cap operator appearing on the r.h.s. of Fig. 18. A simple graphical calculation shows that U_n actually obeys the stronger equality $U_n U_{n\pm 1} U_n = U_n$, that replaces the third relation and also ensures the vanishing of a quantum Young projector defined in the algebra of the braid group with three strands (see for instance [10]). The obtained algebra is the Jones–Temperley–Lieb algebra $C_\beta^s(SU(2))$.

In order to better understand what is modified when we trade $SU(2)$ for $SU(3)$, we now remind the reader how to build representations of $C_\beta(SU(2))$ on vector spaces obtained from paths defined on the fusion graph of any module-category \mathcal{E} associated with $\mathcal{A}_k(SU(2))$, i.e. on ADE diagrams, or on the fusion graphs of $\mathcal{A}_\infty(SU(2))$, i.e. $SU(2)$ itself and its subgroups (which are affine ADE diagrams because of the McKay correspondence).

An elementary path is a finite sequence of consecutive edges on a fusion graph of the chosen module \mathcal{E} : $\xi(1) = \xi_{a_1 a_2}$, $\xi(2) = \xi_{a_2 a_3}$, etc. Vertices are paths of length 0. The length of the (possibly backtracking) path $(\xi(1)\xi(2)\cdots\xi(p))$ is p . We call $r(\xi_{cd}) = d$, and $s(\xi_{cd}) = c$, the range and source of ξ_{cd} . For all edges $\xi(n+1) = \xi_{cd}$ that appear in an elementary path, we set $\xi(n+1)^{-1} \doteq \xi_{dc}$, and there is no ambiguity since, in the $SU(2)$ theory, all fusion graphs are simply laced. We call $\text{Path}_{a,b}^p$ the vector space spanned by all elementary paths of length p from a to b . For every integer $n > 0$, the annihilation operator C_n , acting on elementary paths of length p is defined as follows: If $p \leq n$, $C_n = 0$, whereas if $p \geq n+1$ then:

$$C_n(\xi(1)\cdots\xi(n)\xi(n+1)\cdots\xi(p)) = \sqrt{\frac{\mu_{r(\xi(n))}}{\mu_{s(\xi(n))}}} \delta_{\xi(n), \xi(n+1)^{-1}}(\xi(1)\cdots\hat{\xi}(n)\hat{\xi}(n+1)\cdots\xi(p)).$$

The symbol “hat”, like in $\hat{\xi}$, denotes omission. The result is therefore either 0 or a linear combination of elementary paths of length $p-2$. This definition is extended by linearity to arbitrary elements of $\text{Path}_{a,b}^p$, called “paths”. Intuitively, C_n chops the round trip that possibly appears at position n . A path, not elementary in general, is called essential if it belongs to the intersection of the kernels of the annihilators C_n ’s (or of Jones projectors, see below). One introduces a scalar product in the vector space $\text{Path}_{a,b}^p$ by declaring that elementary paths are orthonormal. Acting on elementary paths of length p , the creating operators C_n^\dagger act as follows. If $n > p+1$, $C_n^\dagger = 0$, whereas if $n \leq p+1$ then, setting $c = r(\xi(n-1))$, $C_n^\dagger(\xi(1)\cdots\xi(n-1)\cdots) = \sum_{|d-c|=1} \sqrt{\frac{\mu_d}{\mu_c}}(\xi(1)\cdots\xi(n-1)\xi_{cd}\xi_{dc}\cdots)$. The previous sum is taken over the neighbors d of c on the fusion graph. Intuitively, this operator inserts all possible small round trip(s) in position n . The result is therefore either 0 or a linear combination of paths of length $p+2$. In particular, on paths of length zero (i.e. vertices), one obtains: $C_1^\dagger(a) = \sum_{|b-a|=1} \sqrt{\frac{\mu_b}{\mu_a}} \xi_{ab}\xi_{ba}$. The Jones’ projectors e_n are obtained as endomorphisms of Path^p by $e_n \doteq \frac{1}{\beta} C_n^\dagger C_n$. All expected relations between the e_n , or between the $U_n = \beta e_n$, are satisfied, and we obtain in this way a path realization of the Jones–Temperley–Lieb algebra, hence a representation of the Hecke algebra with parameter β . In particular, for every pair a, b of neighboring vertices:

$$U(\xi_{ab}\xi_{ba}) = \sum_{\{c: |c-a|=1\}} \frac{\sqrt{\mu_b \mu_c}}{\mu_a} \xi_{ac}\xi_{ca}$$

¹⁵Another favorite possibility is to take the r.h.s. equal to $qU_n - \mathbf{1}$ which amounts to replace the projector U_n/β by the projector $\mathbf{1} - U_n/\beta$.

so that for every vertex a of the fusion graph of \mathcal{E} , i.e. a simple object of the later, one obtains a representation on the space $\text{Path}_{a,a}^2$ spanned by elementary paths of length 2 from a to a (round trips). In the $SU(2)$ theory there are only single edges, they are un-oriented, and vertices have 1, 2 or 3 neighbors. The matrix representative of U is a direct sum of blocks of sizes (1, 1), (2, 2) or (3, 3). Once U is represented as above, the braiding X can be considered as one of the two fundamental connections (say 1_L) attached to the cell system defined by \mathcal{E} . Its value on a basic¹⁶ cell is:

$$\begin{array}{c} a \\ \hline \begin{array}{ccc} \xrightarrow{\quad} & & \xrightarrow{\quad} \\ | & X & | \\ \xleftarrow{\quad} & & \xleftarrow{\quad} \\ c & & d \end{array} \\ \hline c \end{array} = \bar{\epsilon}\delta_{bc} + \epsilon\delta_{ad}R \quad \text{with} \quad R = \sqrt{\frac{\mu_b\mu_c}{\mu_a\mu_d}}.$$

The other fundamental connection (1_R) is obtained by replacing ϵ by its conjugate $\bar{\epsilon}$ in the above expression. Biunitarity of the connection is ensured by the relation $\epsilon^2 + \bar{\epsilon}^2 + \beta = 0$. The quantity R describes a kind of generalized parallel transport from top to bottom horizontal edges along the vertical edges. The above basic cell is also a fundamental Racah symbol $\left\{ \begin{smallmatrix} a & n & b \\ d & x & c \end{smallmatrix} \right\}$, for $n = 1$ and $x = 1_L$. It gives the pairing of matrix units belonging to the block of the bialgebra \mathcal{B} labeled by $n = 1$, the fundamental representation of $\mathcal{A}_k(SU(2))$, and the block of $\widehat{\mathcal{B}}$ labelled by $x = 1_L$, one of the two chiral generators of $\mathcal{O} = \text{End}_{\mathcal{A}_k}\mathcal{E}$. It can be pictured as a tetrahedron pairing a double triangle $(anb)(cnd)$, i.e. a matrix unit of \mathcal{B} , and a double triangle $(axc)(bxd)$, i.e. a matrix unit of $\widehat{\mathcal{B}}$.

3.2.5 Comment about the $SU(2)$ epsilon tensor

Before embarking on $SU(3)$ let us return to the determinant map (or epsilon tensor ϵ) of $SU(2)$. Call $\{\alpha_1, \alpha_2\}$ an orthonormal basis of the representation space associated with the fundamental σ . The intertwiner $\sigma \otimes \sigma \mapsto \mathbb{C}$ is the epsilon tensor ϵ , defined by $\epsilon(\alpha_i \otimes \alpha_j) = \epsilon_{ij}$, the signature of the permutation (ij) , which is 0 if $i = j$ and ± 1 otherwise. Take v, w two vectors in σ , then $\epsilon(v \otimes w) = \epsilon_{ij}v^i w^j = v^1 w^2 - v^2 w^1$, which is the determinant $\det(v, w)$. One often says that this map $\sigma \otimes \sigma \mapsto \mathbb{C}$ induces, by duality, an isomorphism from σ to $\bar{\sigma}$ (a particular case of Frobenius isomorphism), but there is a subtlety here: since \det is antisymmetric under a circular permutation of the columns (a transposition in this case) one does not obtain a single isomorphism from σ to $\bar{\sigma}$, but two, with zero sum, namely $(\alpha_1, \alpha_2) \mapsto (-\bar{\alpha}_2, \bar{\alpha}_1)$ and $(\alpha_1, \alpha_2) \mapsto (\bar{\alpha}_2, -\bar{\alpha}_1)$. In other words, in any wire model of $SU(2)$ the wires will be unoriented (since σ is equivalent to its conjugate), but one should, in principle, use two distinct wires joining boundary points because there are two fundamental intertwiners. Since they have zero sum, it does not harm to make a choice once and for all, so that in practice only one kind of wire is used. The discussion is not modified when we move from $SU(2)$ to $SU(2)_q$. The only place where this subtlety should be remembered is when one tries to define an action of the category $\mathcal{A}_k(SU(2))$ on a module whose fusion graph would contain tadpoles: the presence of a tadpole – loop – at the vertex a (a simple object) would mean that, besides the identity, we could have another intertwiner from a to a , but they should be proportional since a is simple, however the sign of this proportionality factor $\theta(a, 1, a)$ will change if we select the opposite convention for the isomorphism between σ and $\bar{\sigma}$. The only possible conclusion is that the proportionality factor is zero, which means that such a graph cannot be associated with any $SU(2)$ module. This argument was presented in [31]. Another proof eliminating tadpole graphs was given in [35].

¹⁶The edges of the quadrilateral are of length 1, so that consecutive vertices are neighbors on the fusion graph.

3.3 Equations for the $SU(3)$ model

The $SU(3)$ case shares many features with the $SU(2)$ case. This was one of the reasons to discuss the simpler later case in the previous section, so that we can now concentrate on novel features. Besides the fact that one has to take into account orientation of edges, complex conjugation (non trivial Frobenius isomorphisms), and the fact that have usually a dimension bigger than 1, the general discussion about the structure of the weak bialgebra \mathcal{B} and the different types of $6j$ symbols stays essentially the same. In particular there are again five types of tetrahedra and therefore five types of cells¹⁷, but those that we need to consider here are of type $AAA\mathcal{E}$. As already stated, $6j$ of that type vanish for $SU(2)$ when the three edges AA (simple objects of \mathcal{A}) all coincide with the fundamental representation σ , this is precisely what is not true for $SU(3)$.

3.3.1 The elementary version

For $SU(3)$, we call $\{\alpha_1, \alpha_2, \alpha_3\}$ the orthonormal basis of σ . Again, the intertwiner (determinant map) $\det : \sigma \otimes \sigma \otimes \sigma \mapsto \mathbb{C}$ is defined by the epsilon tensor $\epsilon(\alpha_i \otimes \alpha_j \otimes \alpha_k) = \epsilon_{ijk}\alpha_k$, with ϵ_{ijk} the signature of the permutation (ijk) . Using Frobenius isomorphisms on the identity intertwiner $\sigma \mapsto \sigma$ gives an intertwiner $\sigma \otimes \bar{\sigma} \mapsto \mathbb{C}$ represented as a cup diagram. Here σ is not equivalent to $\bar{\sigma}$ and the basic wire (representing an intertwiner from σ to itself, or from $\bar{\sigma}$ to itself) is oriented: a downward oriented wire, read from top to bottom, denotes the identity morphism from σ to σ and an upward oriented wire, also read from top to bottom, denotes the identity morphism from $\bar{\sigma}$ to $\bar{\sigma}$. The determinant map is symmetric under circular permutation of the columns and the problem discussed for $SU(2)$ at the end of the previous section does not arise. In particular, tadpoles in graphs describing $SU(3)$ modules may exist. Using Frobenius isomorphisms on the determinant map $\sigma^3 \mapsto \mathbb{C}$ leads to an intertwining operator $\sigma \otimes \sigma \mapsto \bar{\sigma}$ graphically represented¹⁸ by the triple vertex (Fig. 19) with all wires oriented in, and an intertwining operator $\bar{\sigma} \otimes \bar{\sigma} \mapsto \sigma$ represented by the triple vertex (Fig. 19) with all wires oriented out.



Figure 19. The triple vertex for $SU(3)$.

A graphical TQFT model for $SU(3)$ is therefore given by an orientable surface with a finite set of distinguished boundary points, and every such point should have a direction (inner or outer) associated with it. A diagram in the model (primitive version) is a wire diagram made of oriented wires that meet at triple points, or end at boundary points, in a way compatible with the predefined exits (directions associated with boundary points). Notice that triple vertices are not boundary points. Existence of the determinant map, an intertwiner from σ^3 to \mathbb{C} , the trivial representation, can be interpreted in terms of the well known representation theory of $SU(3)$, or of quantum $SU(3)_q$. Indeed σ^3 , which is not irreducible, decomposes as follows into a direct sum (we use highest weights notations for irreducible representations):

$$((1, 0) \otimes (1, 0)) \otimes (1, 0) = ((0, 1) \oplus (2, 0)) \otimes (1, 0) = ((0, 0) \oplus (1, 1)) \oplus ((1, 1) \oplus (3, 0)).$$

In terms of classical notations: $(3)^3 = (\bar{3} + 6)3 = (\bar{3}3) + (63) = (1 + 8) + (8 + 10)$, and in terms of quantum dimensions, if the level k is large enough, $[3]^3 = (\bar{[3]} + [3][4]/[2]) \times [3] = (\bar{[3]} \times [3]) + ([3][4]/[2] \times [3]) = ([1] + [2][4]) + ([2][4] + [4][5]/[2])$. These elementary calculations show that indeed, the trivial representation appears on the r.h.s.

¹⁷ $6j$ symbols for G at level k coupled to a module \mathcal{E} are often called ‘‘Ocneanu cells’’.

¹⁸ $\{e_i\}$ being a basis of \mathbb{C}^3 , this is the map $e_i \otimes e_j \mapsto \epsilon_{ijk}\bar{e}_k$.

We now turn to “relations between relations” (i.e. to relations between intertwiners), there are three of them. The first, reminiscent of the $SU(2)$ theory, says that the circle has value $[3]$. Indeed, in the $SU(3)$ theory, we have the same cup-cap morphisms as before, but they are now oriented. The cap graph, read from top to bottom, says that there is an intertwiner from the trivial representation to $3 \otimes \bar{3}$, and the cup graph, read from top to bottom, says that $3 \otimes \bar{3}$ contains the trivial representation. Composition of the two, from top to bottom, gives a number, i.e. the rule displayed on Fig. 20. In the $SU(2)$ theory there are no further relations, but in the $SU(3)$ theory, there are two.



Figure 20. The circle for $SU(3)$.

First non-trivial relation. Consider the morphism $\sigma \mapsto \bar{\sigma} \otimes \bar{\sigma} \mapsto \sigma$. Read from top to bottom it is represented by the left hand side of Fig. 21. This morphism goes from σ to σ , however σ is irreducible, so this morphism is proportional to the identity morphism. The equality is depicted by Fig. 21. Conventionally the proportionality constant is equal to $\beta = q + 1/q = [2]$. Tracing this equality gives immediately the value of the theta symbol: $\theta(\sigma, \sigma, \sigma) = [2][3]$.

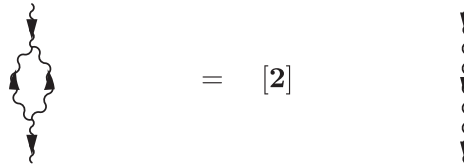


Figure 21. The quadratic relation for $SU(3)$.

Second non-trivial relation. Let us consider the possible morphisms from $\sigma \otimes \bar{\sigma}$ to $\sigma \otimes \bar{\sigma}$. There are three of them (we suppress the tensor product signs in this discussion):

1. We do nothing, i.e. σ goes to σ and $\bar{\sigma}$ goes to $\bar{\sigma}$. It is an identity morphism depicted by the last term on the r.h.s. of Fig. 22.
2. We compose the cup and cap morphisms: $\sigma \otimes \bar{\sigma} \rightarrow \mathbb{C} \rightarrow \sigma \otimes \bar{\sigma}$. This is depicted by the first term on the r.h.s. of Fig. 22.
3. The last possibility is to consider the chain depicted by the l.h.s. of Fig. 22:

$$\sigma \otimes \bar{\sigma} \rightarrow (\bar{\sigma} \otimes \bar{\sigma}) \otimes \bar{\sigma} = \bar{\sigma} \otimes (\bar{\sigma} \otimes \bar{\sigma}) \rightarrow \bar{\sigma} \otimes \sigma \rightarrow (\sigma \otimes \sigma) \otimes \sigma = \sigma \otimes (\sigma \otimes \sigma) = \sigma \otimes \bar{\sigma}.$$




Figure 22. The quartic relation for $SU(3)$.

However, as we know, $\sigma \otimes \bar{\sigma} = \sigma_{(1,0)} \otimes \sigma_{(0,1)} = \sigma_{(0,0)} \oplus \sigma_{(1,1)}$, in terms of highest weights labels (or, in terms of quantum dimensions: $[3] \times [3] = [1] + [2][4]$, or, classically, $3 \times \bar{3} = 1 + 8$). So, from $\sigma \otimes \bar{\sigma}$ we have two intertwiners, respectively to \mathbb{C} and to $\sigma_{(1,1)}$. By composing them with their adjoints, i.e. reversing the arrows, we have two morphisms, and only two, up to linear sums, from

$\sigma \otimes \bar{\sigma}$ to itself. This means that the *three* morphisms found previously cannot be independent: there is a linear relation between them. The third (for instance) can be written in terms of the first two. Actually, as displayed on Fig. 22, the third is just *the sum* of the first two, this was shown by [23] where it is also shown that all other relations between morphisms of $SU(3)$ are consequences of Figs. 21 and 22. Although belonging to the folklore (we already mentioned the fact that they were explicitly used by [14]) these two relations are often called “quadratic and quartic equations for the Kuperberg $SU(3)$ spider”. The first is called quadratic because it involves *two* triple points and the other is quartic because it involves four triple points. Since these relations hold for $SU(3)$, classical or quantum, they should also hold for any (classical or quantum) module, i.e. they should be true for $SU(3)$ itself, its finite subgroups, for the fusion categories $\mathcal{A}_k(SU(3))$ and their module – categories \mathcal{E} .

3.3.2 The clasp version (bound states version)

There is of course a clasp version of the wire models, with new types of wires for every irreducible representation existing at level k . As usual, those “bound states wires” are labelled by highest weights (p, q) or Young tableaux. By looking at the expressions of fusion matrices for $SU(3)$ at level k , one notices that the dimension of triangle spaces can be bigger than 1, even in the pure $SU(3)$ case, in contrast with the $SU(2)$ theory. The endomorphism algebra of the object $\sigma^m \otimes \bar{\sigma}^n$, i.e. $\text{Hom}_{SU(3)}(\sigma^m \otimes \bar{\sigma}^n, \sigma^m \otimes \bar{\sigma}^n)$ is the $SU(3)$ version of the Temperley–Lieb algebra. It can be generated by linear combination of diagrams generalizing those discussed in the $SU(2)$ section; one can also define generalizations P_{mn} of the Wenzl projectors, with image the irreducible representation of $SU(3)$ indexed by the highest weight (m, n) , in the endomorphism algebra of $\sigma^m \otimes \bar{\sigma}^n$ (see [34, 23, 41]), obeying a three terms recurrence relation. One can even define a natural basis in arbitrary intertwiner spaces, see [41], however we shall not need these explicit constructions in full generality. The definition of theta symbols and $6j$ symbols then follows the general rules described in the $SU(2)$ section, but this has to be done with much more care because edges are oriented, and also because the dimension d_n of triangle spaces H_n , where $n = \{n_1, n_2\}$, is usually bigger than 1, so that the notations, for example, have to incorporate new labels. The recurrence relations for $SU(3)$ fusion matrices $N_n = (N_{n,p}^q) = (N_{(n_1, n_2), (p_1, p_2)}^{(q_1, q_2)})$, using the seed $N_{(1,0)}$, the adjacency matrix of the fusion graph, are:

$$\begin{aligned} N_{(\lambda, \mu)} &= N_{(1,0)} N_{(\lambda-1, \mu)} - N_{(\lambda-1, \mu-1)} - N_{(\lambda-2, \mu+1)} & \text{if } \mu \neq 0, \\ N_{(\lambda, 0)} &= N_{(1,0)} N_{(\lambda-1, 0)} - N_{(\lambda-2, 1)}, & N_{(0, \lambda)} = (N_{(\lambda, 0)})^{\text{tr}}. \end{aligned}$$

As usual, $d_n = \sum_{p,q} N_{n,p}^q$.

3.4 Coupling to $SU(3)$ matter: Ocneanu coherence equations for $SU(3)$ triangular cells (self-connections)

Before deriving these equations we need to consider an extension of the $SU(3)$ recoupling system where $\mathcal{A}_k(SU(3))$ is allowed to act on a module \mathcal{E} . In a wire model, the solid wire labelled a refers to a simple object of \mathcal{E} and the corresponding circle, labelled a denotes its Perron–Frobenius dimension μ_a . A morphism from a to b , induced from the action of the simple object¹⁹ n of $\mathcal{A}_k(SU(3))$ is represented, in the extended wire model, as a vertex anb , see Fig. 23 where the extra index α keeps track of multiplicities. The corresponding theta symbol is $\theta(a, n, b; \alpha, \bar{\alpha}')$.

The module action of $\mathcal{A}_k(SU(3))$ on \mathcal{E} is defined by a fusion graph that will be called G in the last section: it is the Cayley graph describing the action of $\sigma = \sigma_{(1,0)}$ (the basic representation) on the simple objects, called a, b, \dots , of \mathcal{E} . More generally, the action $n \times a = \sum_b F_{na}^b b$ of

¹⁹Here n should be thought of as a multi-index since it refers to an irreducible representation of $SU(3)$.

$$Y_{anb} = \begin{array}{c} \text{---} n \text{---} \alpha \text{---} a \\ \quad \quad \quad \backslash \quad / \\ \quad \quad \quad b \end{array} \qquad \theta(a, n, b; \alpha, \bar{\alpha}') = \begin{array}{c} \alpha \\ \circlearrowleft \\ b \quad n \quad a \\ \circlearrowright \\ \bar{\alpha}' \end{array}$$

Figure 23. The Y intertwiner for $SU(3)$ coupled to $SU(3)$ matter and its theta symbol.

the simple objects n of \mathcal{A}_k is described by the so-called annular matrices F_n obeying the same recurrence relation as the fusion matrices N_n , only the seed $G = F_{(1,0)}$, is different.

For any fusion graph G describing a quantum module \mathcal{E} of type $SU(3)$, we shall obtain two coherence equations for the system of triangular cells on the graph G . In physicists' parlance, they are obtained from the two previously discussed Kuperberg equations by coupling $SU(3)$ to \mathcal{E} -type matter, and taking a trace.

3.4.1 Normalization and closure relations

When n refers to the fundamental (and basic) representation $\sigma = (1, 0)$ we usually do not put any explicit label on the corresponding oriented line of the wire model diagram, and the morphism $a \otimes \sigma \rightarrow b$ is described by an oriented edge from a to b on the fusion graph of \mathcal{E} . This intertwiner, at the moment, is only defined up to scale, so we need to fix its normalization. This is done by giving a value to the corresponding theta symbol: It is convenient to set: $\theta(a, b; \alpha, \bar{\alpha}') \equiv \theta(a, \sigma, b; \alpha, \bar{\alpha}') = \delta_{\alpha\bar{\alpha}'} \sqrt{\mu_a} \sqrt{\mu_b}$, depicted by Fig. 24.

$$\begin{array}{c} \alpha \\ \circlearrowleft \\ b \quad a \\ \circlearrowright \\ \bar{\alpha}' \end{array} = \delta_{\alpha\bar{\alpha}'} \sqrt{\mu_a} \sqrt{\mu_b}$$

Figure 24. Normalization of the fundamental intertwiner.

At some point we shall need the following closure relations: Figs. 25 and 26. They can be seen as generalizations of those already obtained for $SU(2)$ (see Figs. 8 and 17). Notice that Fig. 26 implies $\mu_a = \sum_n (\mu_n / \theta(a, n, a; \alpha, \bar{\alpha}')) \mu_a \mu_a \delta_{\alpha\bar{\alpha}'}$ so that $1/\mu_a = \sum_n \mu_n / \theta(a, n, a; \alpha, \bar{\alpha})$.

$$\begin{array}{c} | \\ \downarrow \\ a \end{array} \quad \begin{array}{c} \text{---} n \text{---} \\ \text{---} \end{array} = \sum_{\mathbf{b}, \alpha, \bar{\alpha}'} \mu_{\mathbf{b}} \frac{1}{\theta(\mathbf{a}, \mathbf{n}, \mathbf{b}; \alpha, \bar{\alpha}')} \begin{array}{c} \text{---} a \text{---} \alpha \text{---} n \text{---} \\ \quad \quad \quad \backslash \quad / \\ \quad \quad \quad b \\ \quad \quad \quad / \quad \backslash \\ \text{---} a \text{---} \bar{\alpha}' \text{---} n \text{---} \end{array}$$

Figure 25. Closure relation 1.

We shall not discuss the extended recoupling theory for $SU(3)$ in full generality, but, as already stressed, we have to associate a number to any elementary oriented triangle of the graph \mathcal{E} . This number is a special kind of $6j$ symbol where three basic representations σ meet at a triple point on the wire model. It is diagrammatically denoted by the particular tetrahedral symbol $TET \begin{pmatrix} a & \sigma & b \\ \sigma & c & \sigma \end{pmatrix}$ displayed on Fig. 27. One should compare it with the $SU(2)$ symbol $TET \begin{pmatrix} a & p & b \\ n & c & m \end{pmatrix}$, on the r.h.s. of Fig. 14, which is automatically 0 when all m, n, p coincide with σ . From now on we shall only consider tetrahedral symbols of that type, called triangular cells since their values $\mathcal{T}_{abc}^{\alpha\beta\gamma}$ depend only on triangles $\mu_{a,b,c}^{\alpha,\beta,\gamma}$ on the fusion graph of \mathcal{E} , where α, β, γ denote oriented edges from a to b , b to c and c to a . In many cases there is only one edge between vertices and the notation $\tau(a, b, c)$ is sufficient.

Figure 26. Closure relation 2.

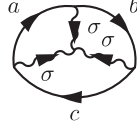


Figure 27. The elementary *TET* symbol for $SU(3)$ coupled to \mathcal{E} -type matter.

3.4.2 The quadratic equation (Type I)

Figure 28. The traced quadratic relation for $SU(3)$ coupled to \mathcal{E} -type matter.

We plug the first Kuperberg equation in a loop of type \mathcal{E} : see Fig. 28. The right hand side (a theta symbol) is already known. The left hand side, evaluated using first the closure equations Fig. 25 twice²⁰, with Fig. 29 appearing at the end of this intermediate step, and then

Figure 29. An intermediate step.

using the closure relation Fig. 26 once, becomes a sum of products of more elementary diagrams, as described on Fig. 30. Explicitly, the evaluation of the l.h.s. reads²¹:

$$\begin{aligned}
 \text{l.h.s.} &= \sum_c \sum_d \sum_n \frac{\mu_c}{\theta(a, \sigma, c)} \frac{\mu_d}{\theta(d, \sigma, b)} \frac{\mu_n}{\theta(c, n, d)} \delta_{cd} \mathcal{T}_{abc}^{\alpha\beta\gamma} \overline{\mathcal{T}_{abd}^{\alpha'\beta'\gamma'}} \\
 &= \sum_c \sum_n \frac{\mu_c}{\theta(a, \sigma, c)} \frac{\mu_c}{\theta(c, \sigma, b)} \frac{\mu_n}{\theta(c, n, c)} \mathcal{T}_{abc}^{\alpha\beta\gamma} \overline{\mathcal{T}_{abc}^{\alpha'\beta'\gamma'}} \\
 &= \sum_c \frac{\mu_c}{\theta(a, \sigma, c)} \frac{\mu_c}{\theta(c, \sigma, b)} \mu_c^{-1} \mathcal{T}_{abc}^{\alpha\beta\gamma} \overline{\mathcal{T}_{abc}^{\alpha'\beta'\gamma'}} \\
 &= \sum_c \theta(a, \sigma, c)^{-1} \mu_c \theta(c, \sigma, b)^{-1} \mathcal{T}_{abc}^{\alpha\beta\gamma} \overline{\mathcal{T}_{abc}^{\alpha'\beta'\gamma'}}.
 \end{aligned}$$

²⁰Here $n = \sigma$, the fundamental representation.

²¹We use a short notation for the triangle functions θ in order not to clutter the expressions.

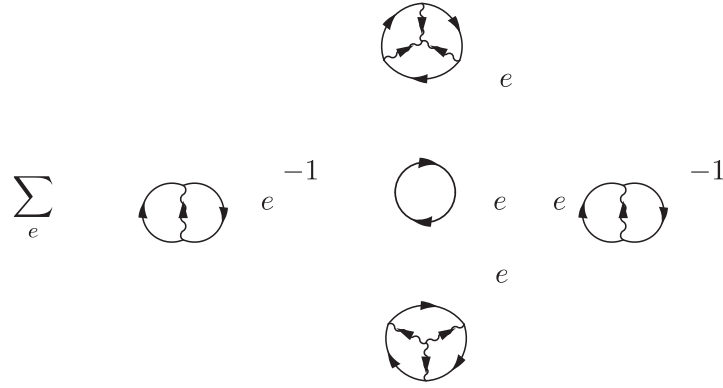


Figure 30. The left hand side of the traced quadratic equation.

On the first line, we have replaced one tetrahedral symbol by its conjugate, using the equality displayed on Fig. 31.

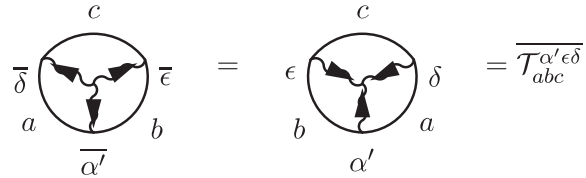


Figure 31. Relation between \mathcal{T} and $\overline{\mathcal{T}}$.

The sum over $\mu_n/\theta(c, n, c)$ on the second line was replaced by μ_c^{-1} from the last equality obtained in Section 3.4.1. We did not write explicit labels on arcs and vertices of Fig. 30, but a summation should be carried out, not only on the arcs e but over all “dummy vertex labels”, i.e. those not already labelling the vertices of Fig. 28. It is clear that the sequence of operations is easier to follow when it is displayed graphically; this is what we shall do later when we come to discuss the quartic equation.

Using $\theta(a, \sigma, c) = \sqrt{a}\sqrt{c}$ in the above, the left and right hand sides give respectively

$$\text{l.h.s.} = \sum_c \frac{1}{\sqrt{\mu_c}} \frac{1}{\sqrt{\mu_b}} \mathcal{T}_{abc}^{\alpha\beta\gamma} \overline{\mathcal{T}_{abc}^{\alpha'\beta'\gamma}}, \quad \text{r.h.s.} = [2] \sqrt{\mu_a} \sqrt{\mu_b}.$$

So that one obtains finally the following equality:

$$\sum_{c,\beta,\gamma} \mathcal{T}_{abc}^{\alpha\beta\gamma} \overline{\mathcal{T}_{abc}^{\alpha'\beta'\gamma}} = [2] \delta_{\alpha\alpha'} \mu_a \mu_b.$$

3.4.3 The quartic equation (Type II)

The calculation is similar for the quartic equation: the first step is to plug the second Kuperberg equation into a loop of type \mathcal{E} , this is displayed on Fig. 32. On the left hand side, we use the closure equations (of Fig. 25) four times on the four sides of the square. In this way one obtains a new graph with prefactors. Then one uses the the other closure equations (see Fig. 26) on two horizontal parallel edges, together with the fact that only $n = 0$ contributes in the sum over intermediate states, so that the previous graph splits into two disconnected pieces. Then one uses again the closure equation of Fig. 26, twice, on the two pairs of parallel edges (again, only the term $n = 0$ contributes). One ends up with a product of four tetrahedral symbols, multiplied by prefactors. Those prefactors can themselves be written in terms of theta symbols,

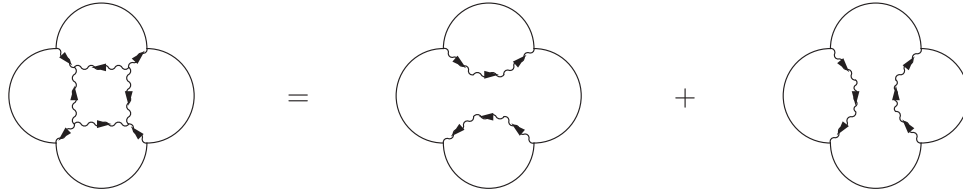


Figure 32. The traced quartic relation for $SU(3)$ coupled to \mathcal{E} -type matter.

or loops. When written in terms of TQFT wires (graphs), the left hand side of the quartic equation therefore decomposes as a sum of products involving four tetrahedral symbols, four inverse “propagators” θ (which are proportional to Kronecker deltas) and one loop (a quantum dimension). This is displayed on Fig. 33.

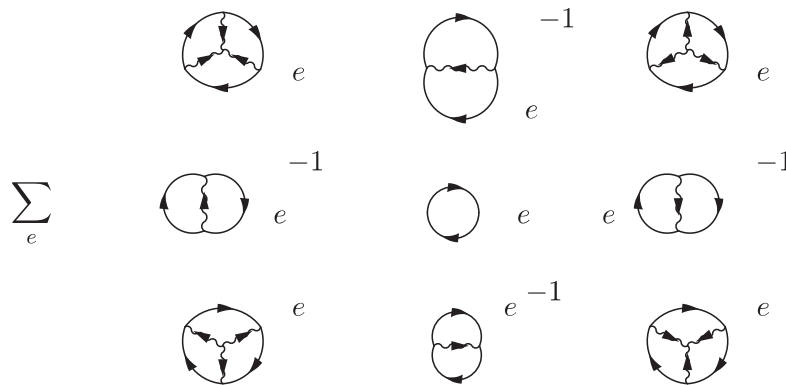


Figure 33. The left hand side of the traced quartic equation.

On the right hand side, the calculation is simpler. One only has to use the closure equations of Fig. 26 on each of the two terms, together with the fact that only the intermediate state $n = 0$ contributes. We obtain in this way a sum of two terms (Fig. 34) where each term is a product of two theta symbols. As usual, each such symbol gives a delta function and a product of square roots of quantum dimensions. After simplification, and using the equation of Fig. 31 that relates a tetrahedral symbol with its conjugate, one gets²²:

$$\sum \frac{1}{\mu_e} \mathcal{T}_{aeb}^{\beta_1\beta_2\alpha_2} \overline{\mathcal{T}}_{aed}^{\beta_1\beta_4\alpha_1} \mathcal{T}_{ced}^{\beta_3\beta_4\alpha_4} \overline{\mathcal{T}}_{ceb}^{\beta_3\beta_2\alpha_3} = \delta_{\alpha_1\alpha_2} \delta_{\alpha_3\alpha_4} \mu_a \mu_b \mu_c + \delta_{\alpha_1\alpha_4} \delta_{\alpha_2\alpha_3} \mu_a \mu_c \mu_d.$$

The diagrammatic interpretation of this equation, in terms of the triangles of a fusion graph, is actually simpler than what it looks. We shall return to it later.

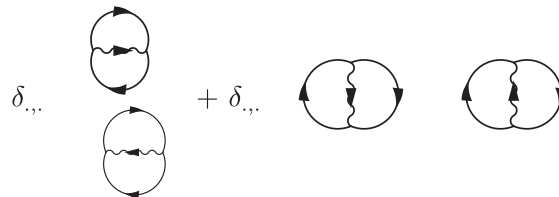


Figure 34. The right hand side of the traced quartic equation.

²²On the left hand side, one has to sum over all indices that do not appear on the right hand side.

3.4.4 Gauge freedom

Coherence equations of Types I and II usually do not determine completely the cell values of the triangles of a fusion graph. More precisely, given a solution, i.e. a coherent assignment of complex numbers to all triangles of the graph, one can construct other solutions by using arbitrary unitary matrices of size $s_{ab} \times s_{ab}$, where s_{ab} denote the multiplicity of edges going from vertex a to vertex b . In particular, for graphs with single edges, a gauge choice associates phase factors to edges. The effect of a gauge transformation is to multiply the values of triangular cells sharing a given edge (simple or multiple) by the chosen unitary factors. This will be illustrated later.

3.4.5 $SU(3)$ braiding, Hecke and generalized JTL algebras

In the $SU(3)$ theory, one also chooses a cubic root $A = \exp(\frac{i\pi}{3k})$ of q and introduces a braiding defined by Fig. 35. It reads $X = A^2\mathbb{1} - A^{-1}U$ where U now denotes the double-triple vertex

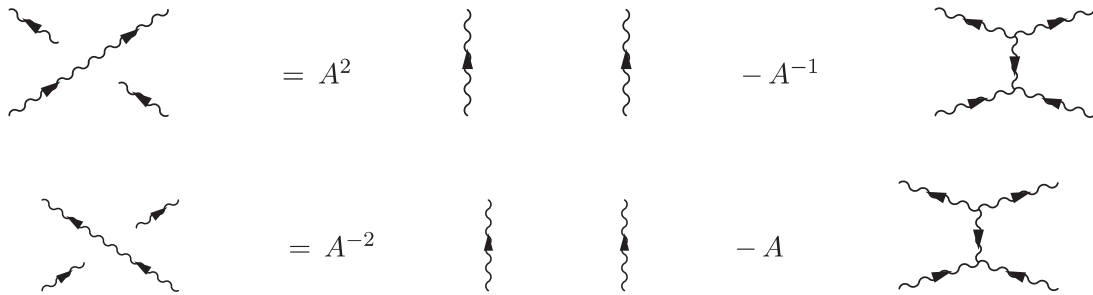


Figure 35. The braid relation for $SU(3)$.

of $SU(3)$ that replaces the $SU(2)$ cup-cap generator. The $SU(3)$ wire model, in its primitive version, using the graphical elements presented in Section 3.3.1, is defined by the three relations displayed in Figs. 21, 22, 35. The operators $U_n = \mathbb{1} \otimes \cdots \otimes \mathbb{1} \otimes U$ generate an algebra $C_\beta(SU(3))$; they still obey the defining relations of the Hecke algebra with parameter $\beta = q + q^{-1}$ (see Section 3.2.4), in particular $U^2 = \beta U$, but with an extra relation that replaces the usual $SU(2)$ Jones–Temperley–Lieb relation. It reads: $(U_3 U_2 U_1 - (U_1 + U_3))(U_2 U_3 U_2 - U_2) = 0$ and can be obtained by imposing the vanishing of a quantum Young projector defined in the algebra of the braid group with four strands (see for instance [9] or [10]). Notice that $C_\beta(SU(2)) \subset C_\beta(SU(3))$. The operator $F = U_1 U_2 U_1 - U_1$ pictured on Fig. 36 is also of interest. Simple graphical calculations show that $F_n^2 = [2][3]F_n$, $F_n F_{n\pm 1} F_n = [2]^2 F_n$ and $F_i F_j = F_j F_i$ when $|i - j| > 2$, but, as noticed in [13], the operators F_n do not generate an algebra isomorphic with $C_\beta(SU(2))$ because the last commutation relation fails for $|i - j| = 2$. As with $SU(2)$, one can represent the $SU(3)$ intertwiners on vector spaces of paths defined on the fusion graph of any module-category \mathcal{E} associated with $\mathcal{A}_k(SU(3))$, or on the fusion graphs of $\mathcal{A}_\infty(SU(3))$, i.e. $SU(3)$ itself and its subgroups. The fusion graphs are now oriented: one graph is associated with the action of σ , and another one, with opposite orientation, describes the action of $\bar{\sigma}$. From now on, for definiteness, we choose the first. These graphs still obey the rigidity constraint that, in the $SU(2)$ case, implies the condition of being simply laced, but now, there may be more than one (oriented) edge ξ_{ab} between vertices a and b , and for this reason it is usually denoted ξ_{ab}^α . An elementary path could be defined as a succession of matching edges ξ_{ab}^α , corresponding to the action of the σ generator, but it is convenient to consider more general elementary paths containing also edges of the type $\bar{\xi}_{ab}^\alpha$ corresponding to the action of the $\bar{\sigma}$ generator. The $SU(2)$ “round trip” of length 2, that was associated with the existence of an intertwiner from σ^2 to $\mathbb{1}$ is now replaced by an elementary triangle in the fusion graph, associated with the existence of an $SU(3)$ intertwiner C from σ^2 to $\bar{\sigma}$. The action of $C : \text{Path}^p \mapsto \text{Path}^{p+1}$ can only be defined

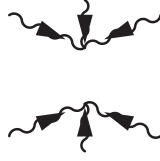
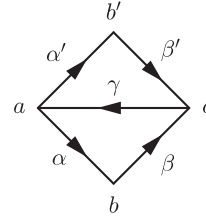
Figure 36. The operator F .

Figure 37. From triangular cells to Hecke.

on paths containing both types of edges, as it is clear from its definition, reads:

$$\begin{aligned} C_n(\xi(1) \cdots \xi(n-1) \xi_{ab}^\alpha \xi_{bc}^\beta \xi(n+2) \cdots \xi(p)) \\ = \sum_{\gamma} \frac{\mathcal{T}_{abc}^{\alpha\beta\gamma}}{\sqrt{\mu_a \mu_c}} (\xi(1) \cdots \xi(n-1) \bar{\xi}_{ac}^\gamma \xi(n+2) \cdots \xi(p)). \end{aligned}$$

Formally, the prefactor, that was $\sqrt{\mu_b/\mu_a}$ for a single $SU(2)$ elementary round trip $\xi_{ab}\xi_{ba}$ is now replaced, for an $SU(3)$ elementary triangle $\xi_{ab}^\alpha \xi_{bc}^\beta \xi_{ca}^\gamma$, by the prefactor $\mathcal{T}_{abc}^{\alpha\beta\gamma}/\sqrt{\mu_a \mu_c}$. Composing C with its adjoint gives the operator U : for every integer $n > 0$, U_n , as an endomorphism of Path^p , acts as follows on elementary paths with arbitrary length, origin and extremity:

$$\begin{aligned} U_n(\xi(1) \cdots \xi(n-1) \xi_{ab}^\alpha \xi_{bc}^\beta \xi(n+2) \cdots \xi(p)) \\ = \sum_{\alpha'\beta'} \mathcal{U}_{\alpha\beta}^{\alpha'\beta'} (\xi(1) \cdots \xi(n-1) \xi_{ab'}^{\alpha'} \xi_{b'c}^{\beta'} \xi(n+2) \cdots \xi(p)), \end{aligned}$$

where

$$\mathcal{U}_{\alpha\beta}^{\alpha'\beta'} = \sum_{\gamma} \frac{1}{\mu_a \mu_c} \mathcal{T}_{abc}^{\alpha\beta\gamma} \overline{\mathcal{T}_{ab'c}^{\alpha'\beta'\gamma}}.$$

The last summation runs over all edges γ such that $(\xi_{ab}^\alpha \xi_{bc}^\beta \xi_{ca}^\gamma)$ and $(\xi_{ab'}^{\alpha'} \xi_{b'c}^{\beta'} \xi_{ca}^\gamma)$ make a rhombus with diagonal γ , i.e. a pair of elementary triangles sharing the edge ξ_{ca}^γ from c to a .

A matching pair of edges $(\alpha\beta)$ determines three vertices a, b, c of a triangle, so that when the triangular cells $\mathcal{T}_{abc}^{\alpha\beta\gamma}$ are known, the above equation associates to every pair (a, c) of neighboring vertices of the fusion graph an explicit square matrix whose lines and columns are labelled by triangles sharing the given two vertices. Its matrix elements associate \mathbb{C} -numbers to the various, possibly degenerated, rhombi with given diagonal (only its endpoints are given). This representation of the Hecke algebra can sometimes be obtained by other means: there are general formula for representations associated with $\mathcal{A}_k(SU(N))$ itself, given in [44], and all Hecke representations associated with modules over $\mathcal{A}_k(SU(3))$ were obtained by “computer aided flair” in [9]. The point to be stressed is that the obtained representation is now *deduced* from the values of triangular cells. This was discussed in [12]. For illustration we shall only give one example of this construction (see the end of Section 4.3.2).

4 Triangular cells on fusion graphs

A motivation for introducing a good part of the material described so far was to explain and justify the coherence equations of Types I and II. In the coming section we shall make no explicit use of the TQFT wire models but we shall see on specific examples, i.e. on specific fusion graphs, how coherence equations can be solved. The remaining part of this article can therefore be read almost independently of the previous sections. We shall consider the following $\mathcal{A}_k(SU(3))$ modules: \mathcal{A}_k itself, \mathcal{E}_5 , \mathcal{E}_9 , \mathcal{E}_{21} . We shall also study the graph \mathcal{Z}_9 that turns out to be rejected as describing an $SU(3)$ module.

4.1 Self-connection on graphs

An $SU(3)$ module \mathcal{E} at level k is specified by its fusion graph, also called \mathcal{E} . The adjacency matrix, called G , encodes the action of the fundamental generator $\sigma = \sigma_{(1,0)}$ of $\mathcal{A}_k(SU(3))$ on the simple objects a, b, c, \dots of \mathcal{E} , represented as vertices. There exist a Perron–Frobenius positive measure on the set of vertices, it gives their quantum dimension denoted²³ $[a] = \mu_a$ for the vertex a .

We consider the following oriented triangles of the fusion graph:

$$\begin{array}{c} c \\ \gamma \nearrow \quad \searrow \beta \\ a \xrightarrow{\alpha} b \end{array} = \Delta_{abc}^{\alpha\beta\gamma},$$

where α, β, γ denote oriented edges. A cell-system \mathcal{T} on a fusion graph G is a map from the set of oriented triangles of G to the complex numbers, that we denote as follows:

$$\mathcal{T} \left(\begin{array}{c} c \\ \gamma \nearrow \quad \searrow \beta \\ a \xrightarrow{\alpha} b \end{array} \right) = \begin{array}{c} c \\ \gamma \nearrow \tau \searrow \beta \\ a \xrightarrow{\alpha} b \end{array} = \mathcal{T}(\Delta_{abc}^{\alpha\beta\gamma}) = \mathcal{T}_{abc}^{\alpha\beta\gamma}.$$

The complex numbers $\mathcal{T}_{abc}^{\alpha\beta\gamma}$ are the triangular cells of G or simply “cells” in the sequel, since they will all be of that type. As discussed previously, in order to guarantee the existence of a module-category \mathcal{E} described by the fusion graph G , the set of triangular cells associated with this graph has to obey the following coherence equations.

Type I equations. For each frame²⁴ $a \begin{array}{c} \xrightarrow{\alpha} \\ \xleftarrow{\alpha'} \end{array} b$ of the graph G , ie a double edge α, α' from a to b , we have a quadratic equation (or “small pocket equation”):

$$\mathcal{T} \left(\begin{array}{c} c \\ \gamma \nearrow \quad \searrow \beta \\ a \xrightarrow{\alpha} \quad \xleftarrow{\alpha'} b \end{array} \right) = \sum_{c, \beta, \gamma} \begin{array}{c} c \\ \gamma \nearrow \tau \searrow \beta \\ a \xrightarrow{\alpha} \quad \xleftarrow{\alpha'} b \end{array} = 2_q[a][b].$$

Type II equations. For each frame²⁵ $\begin{array}{c} a_2 \xrightarrow{\alpha_2} a_3 \\ \alpha_1 \nearrow \quad \searrow \alpha_3 \\ a_1 \xrightarrow{\alpha_4} a_4 \end{array}$ of the graph G , we have a quartic equation (or “big pocket equation”):

$$\begin{aligned} & \sum_{c, \beta_1, \beta_2, \beta_3, \beta_4} \frac{1}{[c]} \mathcal{T} \left(\begin{array}{c} c \\ \beta_1 \nearrow \quad \searrow \beta_3 \\ a_2 \xrightarrow{\alpha_2} a_3 \\ \alpha_1 \nearrow \quad \searrow \alpha_3 \\ a_1 \xrightarrow{\alpha_4} a_4 \end{array} \right) \\ &= \sum_{c, \beta_1, \beta_2, \beta_3, \beta_4} \frac{1}{[c]} \begin{array}{c} c \\ \beta_1 \nearrow \tau \searrow \beta_2 \\ a_1 \xrightarrow{\alpha_1} a_2 \end{array} \begin{array}{c} c \\ \beta_3 \nearrow \tau \searrow \beta_2 \\ a_3 \xrightarrow{\alpha_2} a_4 \end{array} \begin{array}{c} c \\ \beta_3 \nearrow \tau \searrow \beta_4 \\ a_3 \xrightarrow{\alpha_3} a_4 \end{array} \begin{array}{c} c \\ \beta_1 \nearrow \tau \searrow \beta_4 \\ a_1 \xrightarrow{\alpha_4} a_4 \end{array} \\ &= [a_1][a_2][a_3]\delta_{\alpha_1, \alpha_4}\delta_{\alpha_2, \alpha_3} + [a_1][a_2][a_4]\delta_{\alpha_1, \alpha_2}\delta_{\alpha_3, \alpha_4}. \end{aligned} \tag{1}$$

²³Warning: in the previous sections, this was the notation for q -numbers but there should be no confusion.

²⁴It may be degenerated, it is then a single edge.

²⁵It may also be degenerated: see the discussion later.

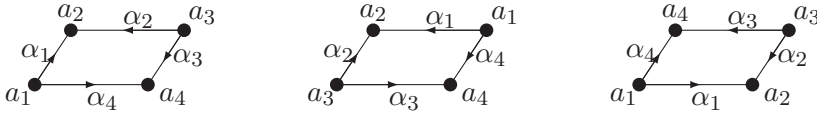
Gauge equivalence. Let \mathcal{T} be a cell system for the graph G . For any pair of vertices a, b of G , let the integer s_{ab} denote the edge multiplicity from a to b and let U^{ab} be a unitary matrix of size $s_{ab} \times s_{ab}$. We define the complex numbers:

$$\mathcal{T}' \left(\begin{array}{c} c \\ \nearrow \gamma' \quad \searrow \beta' \\ a \quad \xrightarrow{\alpha'} \quad b \end{array} \right) = \sum_{\alpha, \beta, \gamma} \mathcal{T} \left(\begin{array}{c} c \\ \nearrow \gamma \quad \searrow \beta \\ a \quad \xrightarrow{\alpha} \quad b \end{array} \right) (U^{ab})_{\alpha' \alpha} (U^{bc})_{\beta' \beta} (U^{ca})_{\gamma' \gamma}. \quad (2)$$

These complex numbers satisfy Type I and Type II equations, therefore \mathcal{T}' is also a cell system for the graph G . The two cell systems are called gauge equivalent. An equivalence class of cell systems is called a self-connection on G . A quantity is an invariant of the cell-system if its value does not depend on the gauge choices.

4.2 Solving the cell system

The number of edges from a given vertex a to a given vertex b is equal to the matrix-element $(G)_{ab}$. The number of cells of G is $\frac{1}{3} \sum_a (GGG)_{aa} = \frac{1}{3} \text{Tr}(G^3)$. These complex numbers have to satisfy Type I and Type II equations. There is one Type I equation for each pair of vertices linked by one (or more) edge(s). So the number of Type I equations is given by the number of non-zero matrix elements of G . For Type II equations, the number of frames is given by $\text{Tr}(GG^T GG^T)$ where G^T is the transpose matrix of G . But the following frames (related by the two diagonal symmetries):



lead to the same equations, so the number of Type II equations is reduced²⁶.

The number of Type I and Type II equations is much larger than the number of cells that one has to compute. Nevertheless, these equations do not fix completely their values and one can make use of gauge freedom for that. In the examples treated, we try to choose the most convenient solution (either by imposing real values for the cells, if possible, or by making a gauge choice exhibiting the symmetry of the graph). The resolution technique for a cell system depends largely on the chosen example.

4.2.1 Graphs with single edges

Most fusion graphs of $SU(3)$ have only single edges (exceptions are the \mathcal{A}^* and \mathcal{D}_{3s} series, the special twisted conjugate $\mathcal{D}_9^{t_c}$ and the exceptional \mathcal{E}_9). Since there is no multiplicity, we can drop the edge labeling symbols and denote the cells simply by \mathcal{T}_{abc} . The cell values, on a given triangle, for two gauge equivalent cell systems \mathcal{T} and \mathcal{T}' will only differ by phase factors since the unitary matrices in (2) are one-dimensional in this case.

(i) **Type I equations.** Since $\alpha = \alpha'$, these equations reduce to:

$$\sum_c |\mathcal{T}_{abc}|^2 = 2_q [a][b],$$

and only give quadratic constraints on the modulus of the cells.

²⁶Even after considering diagonal symmetries, two different frames can lead to the same equation. In some cases, there is no equation associated with a frame of this type: this happens when the fusion graph is such that there is no vertex c on the top of the pyramid in equation (1).

(ii) **Type II equations.** These equations read:

$$\sum_c \frac{1}{[c]} \mathcal{T}_{a_1 a_2 c} \overline{\mathcal{T}_{a_3 a_2 c}} \mathcal{T}_{a_3 a_4 c} \overline{\mathcal{T}_{a_1 a_4 c}} = [a_1][a_2][a_3]\delta_{a_2, a_4} + [a_1][a_2][a_4]\delta_{a_1, a_3}. \quad (3)$$

Doubly degenerated case ($a_1 = a_3$ and $a_2 = a_4$). Here both terms on the right hand side of (3) contribute. The equations read:

$$\sum_c \frac{1}{[c]} |\mathcal{T}_{a_1 a_2 c}|^4 = [a_1]^2 [a_2] + [a_1][a_2]^2$$

and give quartic constraints for the modulus of the cells.

Singly degenerated cases ($a_1 = a_3$ or $a_2 = a_4$). Here only the first or the second term of (3) remains, and the equations read:

$$\begin{aligned} \sum_c \frac{1}{[c]} |\mathcal{T}_{a_1 a_2 c}|^2 |\mathcal{T}_{a_1 a_4 c}|^2 &= [a_1][a_2][a_4] & (a_1 = a_3), \\ \sum_c \frac{1}{[c]} |\mathcal{T}_{a_1 a_2 c}|^2 |\mathcal{T}_{a_3 a_2 c}|^2 &= [a_1][a_2][a_3] & (a_2 = a_4). \end{aligned}$$

Here also the equations only give constraints for the modulus of the cells.

Non degenerate case. Here the right hand side of (3) vanishes and the Type II equations give therefore constraints on the phase factors of the cells, once the values of their modulus have been fixed by using the previous equations.

4.2.2 Graphs with double edges

For these graphs, because of the possible multiplicities, the summations to be performed in Type I and II equations can be quite involved. We refer to the \mathcal{E}_9 case treated below for an example of the discussion.

4.3 Classical and quantum $SU(3)$: cells for \mathcal{A}_k graphs

4.3.1 Cells for the \mathcal{A}_k graphs

The fusion graph of $\mathcal{A}_k(SU(3))$ (Weyl alcove) appears as the truncation at level k of its classical analogue, the \mathcal{A}_∞ graph. Altitude is $\kappa = k + 3$, i.e. $q^\kappa = -1$. Using triangular coordinates (distances to the walls of the Weyl alcove), the quantum dimension²⁷ of an irreducible representation (k, l) reads simply $\mu_{k,l} = [k + 1][l + 1][k + l + 2]/[2]$. Consider now the rhombus with vertices (k, l) , $(k + 1, l - 1)$, $(k + 1, l)$, $(k, l + 1)$ made of two opposite triangles τ^\uparrow and τ^\downarrow sharing the (horizontal) diagonal (k, l) , $(k + 1, l)$. The Type I equations read $|\tau^\uparrow|^2 + |\tau^\downarrow|^2 = [2]\mu_{k,l}\mu_{k+1,l}$. The Type II equations (degenerated subcases) applied to the same two triangles read $|\tau^\uparrow|^4/\mu_{k,l+1} + |\tau^\downarrow|^4/\mu_{k+1,l-1} = \mu_{k,l}\mu_{k+1,l}(\mu_{k,l} + \mu_{k+1,l})$ and $|\tau^\uparrow|^2|\tau^\downarrow|^2/\mu_{k,l} = \mu_{k,l+1}\mu_{k+1,l}\mu_{k+1,l-1}$. Dividing the second equation by the third gives a second degree equation $\mu_{k+1,l-1}\lambda + \mu_{k,l+1}1/\lambda = \mu_{k,l} + \mu_{k+1,l}$, with $\lambda = |\tau^\uparrow|^2/|\tau^\downarrow|^2$, leading to the²⁸ root $\lambda = [l + 2]/[l]$. Define $f(k, l) = |\tau^\uparrow|^2[2]/[l + 2] = |\tau^\downarrow|^2[2]/[l]$. The l.h.s. of the first (quadratic)

²⁷In this section q -numbers are just denoted $[n]$ rather than n_q .

²⁸The other root $\lambda = \frac{[k+1][3+k+l]}{[k+2][2+k+l]}$ leads to a solution that is not compatible with some of the Type II equations (the doubly degenerate ones) and should be rejected.

equation, using $[2][l+1] = [l] + [l+2]$, gives $|\tau^\uparrow|^2 + |\tau^\downarrow|^2 = f(k, l)([l] + [l+2])/[2] = f(k, l)[l+1]$ and the r.h.s. is $[2]\mu_{k,l}\mu_{k+1,l}$. This determines immediately $f(k, l)$, hence also $|\tau^\uparrow|$ and $|\tau^\downarrow|$. For a triangle $(k, l) \mapsto (k+1, l) \mapsto (k, l+1)$, i.e. a “pointing up triangle”, one finds:

$$|\tau^\uparrow|^2 = |\tau_{k,l}^\uparrow|^2 = \frac{[k+1][k+2][l+1][l+2][k+l+2][k+l+3]}{[2]^2}.$$

For a triangle $(k, l) \mapsto (k+1, l-1) \mapsto (k+1, l)$, i.e. a “pointing down triangle”

$$|\tau^\downarrow|^2 = |\tau_{k,l}^\downarrow|^2 = \frac{[k+1][k+2][l][l+1][k+l+2][k+l+3]}{[2]^2}.$$

Using obvious gauge choices it is easy to make the cells real. Another proof of the same general formulae was given in [12].

Another way to compute the cell values is to use a simple recurrence, starting from the first triangle $(0, 0) \mapsto (1, 0) \mapsto (0, 1)$ and using the symmetries of the graph. For illustration we consider below the “classical case”, i.e. the \mathcal{A}_∞ graph corresponding to the Lie group $SU(3)$ itself. It is enough to use the Type I coherence equations. The calculation goes as follows:

- Edge $(0, 0) \mapsto (1, 0)$. Applying I to $\tau = (0, 0) \mapsto (1, 0) \mapsto (0, 1)$ gives $|\tau|^2 = 2 \times 1 \times 3 = 6$.
- Edge $(1, 0) \mapsto (0, 1)$. Applying I to $(0, 0) \mapsto (1, 0) \mapsto (0, 1)$ and $\tau = (1, 1) \mapsto (1, 0) \mapsto (0, 1)$ sharing the common edge $(1, 0) \mapsto (0, 1)$, gives $6 + |\tau|^2 = 2 \times 3 \times 3$ hence $|\tau|^2 = 12$.
- Edge $(0, 1) \mapsto (1, 1)$. Applying I to $(1, 1) \mapsto (1, 0) \mapsto (0, 1)$ and $\tau = (1, 0) \mapsto (2, 0) \mapsto (1, 1)$ sharing the common edge $(1, 1) \mapsto (1, 0)$, gives $12 + |\tau|^2 = 2 \times 3 \times 8$ hence $|\tau|^2 = 36$.
- Edge $(2, 0) \mapsto (1, 1)$. Applying I to $(1, 0) \mapsto (2, 0) \mapsto (1, 1)$ and $\tau = (2, 0) \mapsto (1, 1) \mapsto (2, 1)$ sharing the common edge $(2, 0) \mapsto (1, 1)$, gives $36 + |\tau|^2 = 2 \times 6 \times 8$ hence $|\tau|^2 = 60$. Etc.

We can recover these values from the previous general formulae by taking $q = 1$. Indeed the coherence equations I and II hold not only for the quantum $SU(3)$ graphs, but also for the classical ones, i.e. for the fusion graph of \mathcal{A}_∞ and for fusion graphs (that may be called $SU(3)$ McKay graphs) associated with all the finite subgroups of $SU(3)$. The case of $SU(3)$ itself is displayed on Fig. 38. The numbers inside the triangles give the squared absolute values $|\tau|^2$ of the cells.

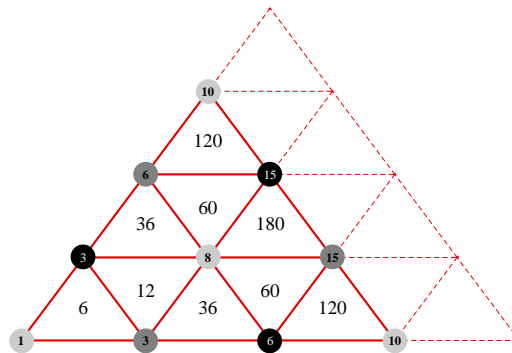


Figure 38. Square moduli of cells for classical $SU(3)$.

4.3.2 From triangular cells to Hecke: an example

As announced in Section 3.4.5, we show on this example how to deduce matrices representing the Hecke algebra from the obtained self-connection. Here all edges are simple, so that choosing a pair of neighboring vertices amounts to choose an edge of the fusion graph; for the same reason, there is no summation over γ in the formula for \mathcal{U} given at the end of Section 3.4.5. Consider

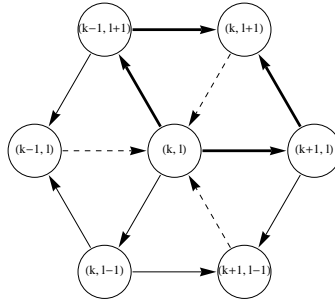


Figure 39. $\mathcal{A}_k(SU(3))$: three rhombi.

the edge $(k, l) \leftarrow (k, l + 1)$. Naively there is only one rhombus with this edge as a diagonal, but there are actually four of them, i.e. four matrix elements for a 2×2 matrix \mathcal{U} , since one should consider degenerated cases and also take order into account. The first degenerated rhombus (set $\alpha = \alpha' = (k, l) \rightarrow (k + 1, l)$, $\beta = \beta' = (k + 1, l) \rightarrow (k, l + 1)$ in the expression of \mathcal{U}) gives $\mathcal{U}_{11} = \frac{1}{\mu_{k,l}\mu_{k,l+1}}\tau_{k,l}^\uparrow\tau_{k,l}^\uparrow = \frac{[k+2]}{[k+1]}$. The next degenerated rhombus (set $\alpha = \alpha' = (k, l) \rightarrow (k - 1, l + 1)$, $\beta = \beta' = (k - 1, l + 1) \rightarrow (k, l + 1)$) gives $\mathcal{U}_{22} = \frac{1}{\mu_{k,l}\mu_{k,l+1}}\tau_{k-1,l+1}^\downarrow\tau_{k-1,l+1}^\downarrow = \frac{[k]}{[k+1]}$. The two non diagonal terms (they are equal since we choose the phases to make \mathcal{T} real) correspond to the non-degenerated case $((\alpha\beta), (\alpha', \beta'))$ displayed on Fig. 39. Their value is $\mathcal{U}_{12} = \mathcal{U}_{21} = \frac{1}{\mu_{k,l}\mu_{k,l+1}}\tau_{k,l}^\downarrow\tau_{k-1,l+1}^\downarrow = \frac{\sqrt{[k][l+2]}}{[l+1]}$. To the edge $(k, l) \leftarrow (k, l + 1)$ is therefore associated a 2×2 matrix $\mathcal{U} = \begin{pmatrix} \mathcal{U}_{11} & \mathcal{U}_{12} \\ \mathcal{U}_{21} & \mathcal{U}_{22} \end{pmatrix}$. In the same way one can build two other 2×2 matrices, i.e. a total of three, see Fig. 39, for each of the three edges $(k, l) \leftarrow (k, l + 1)$, $(k, l) \leftarrow (k - 1, l)$, $(k, l) \leftarrow (k + 1, l - 1)$ radiating towards the vertex (k, l) . Other explicit expressions for \mathcal{U} matrices can be found in [9] and [12].

4.4 The \mathcal{E}_5 graph

\mathcal{E}_5 is the graph of level $k = 5$ and altitude $\kappa = k + 3 = 8$, i.e. $q^8 = -1$, displayed in Fig. 40. It has 12 vertices that we denote 1_i and 2_i , with i from 0 to 5. The quantum dimensions of the vertices are $[1_i] = 1$, $[2_i] = 3_q = 1 + \sqrt{2}$.

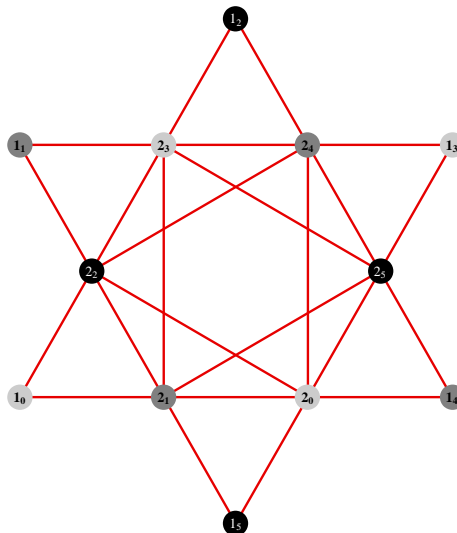
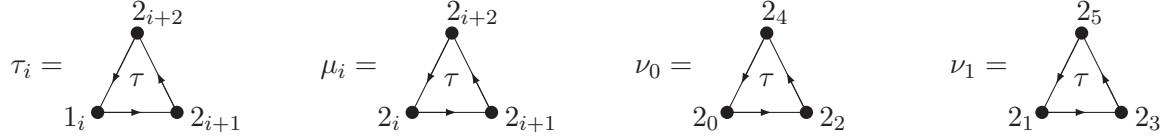


Figure 40. The \mathcal{E}_5 fusion graph.

The number of oriented triangles (and therefore the number of cells) of the graph is $\text{Tr}(G)/3 = 14$. There are 6 external triangles with value denoted τ_i , 6 internal triangles with value denoted μ_i and 2 larger internal triangles with value denoted ν_0 and ν_1 :



The symmetry of the graph suggests (but it can also be deduced from the equations) that the six cells τ_i have equal modulus. This is also the case for the six cells μ_i , and for the two last ones. We set: $|\tau_i| = |\tau|$, $|\mu_i| = |\mu|$ for $i = 0$ to 5 and $|\nu_0| = |\nu_1| = |\nu|$. These numbers are invariants of the cell-system.

The number of Type I frames is $\sum_{a,b}(G)_{ab} = 24$. With the above symmetry considerations, the number of independent equations associated with Type I frames is reduced to 3. The Type I frames and the corresponding equations are:

$$\begin{array}{l}
 1_i \bullet \longrightarrow \bullet 2_{i+1} \quad \text{and} \quad 2_i \bullet \longrightarrow \bullet 1_{i-2} \quad |\tau|^2 = 2_q 3_q \\
 2_i \bullet \longrightarrow \bullet 2_{i+1} \quad \quad \quad \quad \quad \quad \quad \quad \quad \quad |\tau|^2 + 2|\mu|^2 = 2_q 3_q 3_q \\
 2_i \bullet \longrightarrow \bullet 2_{i+4} \quad \quad \quad \quad \quad \quad \quad \quad \quad \quad |\mu|^2 + |\nu|^2 = 2_q 3_q 3_q
 \end{array}$$

We have $2_q = \sqrt{2 + \sqrt{2}}$ and $3_q = 1 + \sqrt{2}$, so we obtain:

$$|\tau|^2 = \sqrt{10 + 7\sqrt{2}}, \quad |\mu|^2 = \sqrt{5 + \frac{7}{2}\sqrt{2}}, \quad |\nu|^2 = \sqrt{29 + \frac{41}{2}\sqrt{2}}. \quad (4)$$

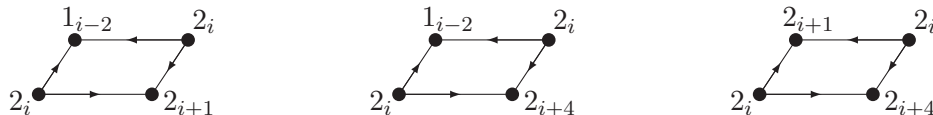
The number of Type II frames is $\text{Tr}(GG^T GG^T) = 108$. There are 24 double degenerated frames, but considering symmetries, we end up with 3 independent equations:

$$\begin{array}{l}
 \frac{1}{3_q} |\tau|^4 = 3_q + 3_q 3_q \\
 |\tau|^4 + \frac{1}{3_q} (|\mu|^4 + |\mu|^4) = 2(3_q 3_q 3_q) \\
 \frac{1}{3_q} (|\mu|^4 + |\nu|^4) = 2(3_q 3_q 3_q)
 \end{array}$$

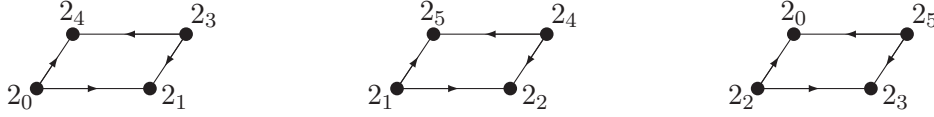
There are 72 singly degenerated frames, 36 of them with the same vertices on the second diagonal, they lead to the following two independent equations:

$$\begin{array}{l}
 \frac{1}{3_q} |\tau|^2 |\mu|^2 = 3_q 3_q \\
 \frac{1}{3_q} (|\mu|^4 + |\mu|^2 |\nu|^2) = 3_q 3_q 3_q
 \end{array}$$

The other singly degenerated frames, with the same vertices in the first diagonal, are:



and lead to the same equations. We can check that the value for the modulus of the cells obtained in (4) satisfy these 5 equations. We consider now the non-degenerated case. There are 12 non-degenerated Type II frames, consisting of the following three frames:



and those obtained by diagonal symmetry. They lead to the same equation:

$$\frac{1}{3_q} |\mu|^2 \mu^* (\nu_0 + \nu_1) = 0.$$

We can choose a solution by setting $\nu_1 = -\nu_0$. Using gauge freedom (see our discussion in the next paragraph), we can make all the cells real. A solution to the cell system of \mathcal{E}_5 is therefore given by:

$$\begin{aligned} \tau_i &= (10 + 7\sqrt{2})^{\frac{1}{4}}, & \mu_i &= \left(5 + \frac{7}{2}\sqrt{2}\right)^{\frac{1}{4}}, \\ \nu_0 &= \left(29 + \frac{41}{2}\sqrt{2}\right)^{\frac{1}{4}}, & \nu_1 &= -\left(29 + \frac{41}{2}\sqrt{2}\right)^{\frac{1}{4}}. \end{aligned}$$

Fixing the phases using gauge freedom. The inner part of the fusion graphs, forgetting the six “external triangles” that have equal absolute cell values $|\tau|$, looks like a plane projection of an octahedron, Fig. 41, seen from a direction orthogonal to one of its triangular faces, so that we

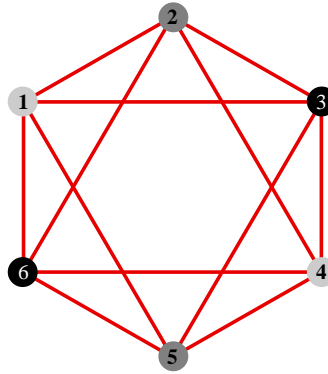


Figure 41. The inner octahedron of the \mathcal{E}_5 graph.

have²⁹ two large triangles (264 and 135), with the same absolute cell values $|\nu|$, lying on top of each other and six other triangles, with same absolute cell values $|\mu|$, on the sides. The following sequence of gauge choices (choice of a phase for an edge) make 7 triangles of the octahedron real and positive, only one (associated with triangle 246) is still free at the end of the process. The successive choices are given below, writing pairs for a chosen edge and the corresponding triangle made real and positive by that choice: (13, 135), (12, 123), (34, 345), (56, 561), (24, 234), (46, 456), (62, 612). As we have seen, equations of Type II tell us (three times) that the sum of the two pyramids whose union is the octahedron vanishes, so that $\nu_0 + \nu_1 = 0$, but gauge fixing makes ν_0 real positive, so ν_1 is both real and negative. Finally, we return to the six external triangles. For each of them, the edge common with the octahedron was already gauged fixed. This leaves us with two edges, still un-gauged, for each of them, so we can make all these cells τ real and positive. Remark: the product of cells corresponding to the 8 triangles of

²⁹For the sake of this discussion, vertices are re-labelled as on Fig. 41.

the octahedron is independent of the succession of gauge choices. In other words, the number $C = \mu^6 \nu_0 \nu_1 = -\frac{239+169\sqrt{2}}{2}$ is an invariant. An analogous discussion can be carried out for all examples discussed in this paper.

4.5 The \mathcal{E}_9 case

\mathcal{E}_9 is the graph of level $k = 9$ and altitude $\kappa = k + 3 = 12$, i.e. $q^{12} = -1$, displayed in Fig. 42. It has 12 vertices that we label $0^j, 1^j, 2^j, 3_0, 3_1, 3_2$, with $j = 0, 1, 2$. The superscript j reflects the \mathbb{Z}_3 symmetry of the three wings of the graph. The quantum dimensions of the vertices are $[0^j] = 1$, $[1^j] = [2^j] = 3_q = 1 + \sqrt{3}$ for $j = 0, 1, 2$, $[3_0] = 3 + 2\sqrt{3}$ and $[3_1] = [3_2] = 3 + \sqrt{3}$.

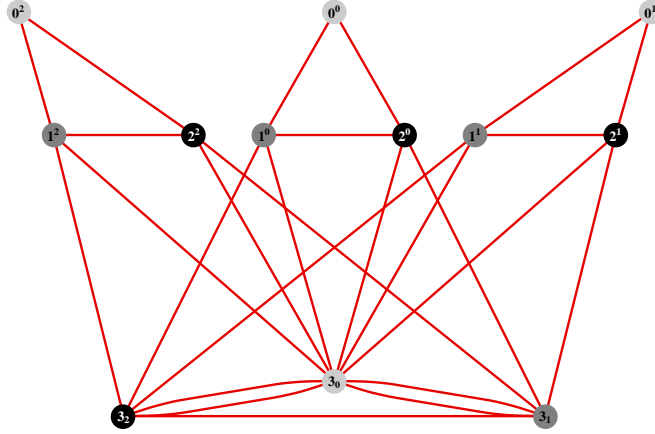
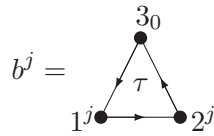
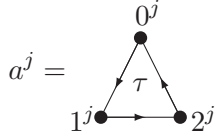
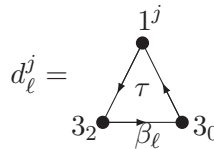
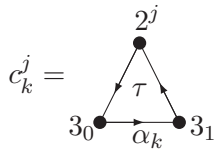


Figure 42. The \mathcal{E}_9 fusion graph.

The number of oriented triangles (and therefore the number of cells) of the graph is $\text{Tr}(G_{\mathcal{E}_9})/3 = 22$. Six cells have only single edges between their vertices, they are denoted:



for $j = 0, 1, 2$. The other cells involve the frames $3_0 \begin{array}{c} \xrightarrow{\alpha_1} \\ \xleftarrow{\alpha_2} \end{array} 3_1$ and $3_2 \begin{array}{c} \xrightarrow{\beta_1} \\ \xleftarrow{\beta_2} \end{array} 3_0$ with double edges, so that we have to introduce distinct edge labels. We denote as follows the 16 remaining cells:



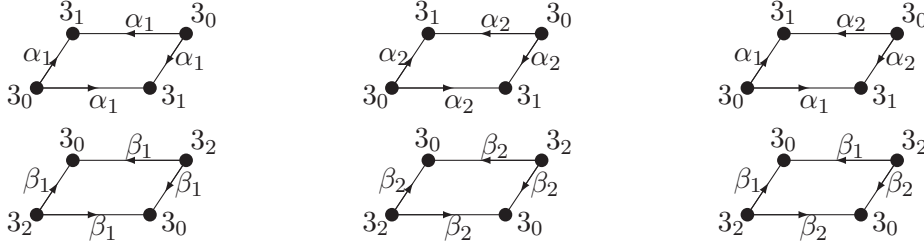
for $j = 0, 1, 2$ and $k, \ell = 1, 2$.

Fixing the modulus of the cells. We first consider Type I and Type II equations that only involve the modulus of the cells. There are 24 Type I frames, but two of them involve double edges and the corresponding equations involve the phase of the cells. Among the 22 other Type I frames, only 13 of the corresponding equations are linearly independent. The three Type I frames $0^j \bullet \longrightarrow \bullet 1^j$ (and $2^j \bullet \longrightarrow \bullet 0^j$) lead to $|a^j|^2 = 2_q[0^j][1^j] = \sqrt{2}(2 + \sqrt{3})$, so that the three cells a^j have equal modulus. From the three Type I frames $1^j \bullet \longrightarrow \bullet 2^j$ we get $|a^j|^2 + |b^j|^2 = 2_q[1^j][2^j] = 2^{-1/2}(1 + \sqrt{3})^3$ so that the three cells b^j have the same modulus,

with $|b^j|^2 = 2^{-1/2}3^{1/2}(1 + \sqrt{3})^2$. The following 7 Type I frames give equations that involve the modulus of the 16 cells defined in (5):

$$\begin{array}{ll}
 1^j \bullet \longrightarrow \bullet 3_2 & |d_1^j|^2 + |d_2^j|^2 = 2_q[1^j][3_2] = 2^{-1/2}3^{1/2}(1 + \sqrt{3})^3, \\
 3_1 \bullet \longrightarrow \bullet 2^j & |c_1^j|^2 + |c_2^j|^2 = 2_q[3_1][2^j] = 2^{-1/2}3^{1/2}(1 + \sqrt{3})^3, \\
 3_1 \bullet \longrightarrow \bullet 3_2 & |e_{11}|^2 + |e_{12}|^2 + |e_{21}|^2 + |e_{22}|^2 = 2_q[3_1][3_2] = 2^{-1/2}3(1 + \sqrt{3})^3.
 \end{array}$$

All other Type I frames (excepting the two involving double edges) lead to equivalent equations and give no further information. Among the Type II frames leading to equations involving the modulus of the cells, only the 6 following ones lead to new equations:



At this point we have $7 + 6 = 13$ linearly independent equations involving the 16 undetermined parameters that are the modulus of the cells defined in (5).

Looking for a symmetric solution. The three cells a^j have the same modulus, as well as the three cells b^j ; this reflects the \mathbb{Z}_3 symmetry of the graph. We look for a solution of the cell system of \mathcal{E}_9 reflecting this symmetry, and we define the numbers $|\tau|^2$ and $|\mu|^2$ by setting:

$$|c_1^j|^2 = |d_1^j|^2 = |\tau|^2, \quad |c_2^j|^2 = |d_2^j|^2 = |\mu|^2 \quad \text{for } j = 0, 1, 2. \quad (6)$$

With this choice, the first two equations of Type I become equivalent, and we end with only two linearly independent equations of Type I. The equations corresponding to the Type II frames defined previously read:


$$\begin{aligned}
 \frac{3}{[2^j]}|\tau|^4 + \frac{1}{[3_2]}(|e_{11}|^4 + 2|e_{11}|^2|e_{21}|^2 + |e_{21}|^4) &= [3_0][3_0][3_1] + [3_0][3_1][3_1], \\
 \frac{3}{[2^j]}|\mu|^4 + \frac{1}{[3_2]}(|e_{12}|^4 + 2|e_{12}|^2|e_{22}|^2 + |e_{22}|^4) &= [3_0][3_0][3_1] + [3_0][3_1][3_1], \\
 \frac{3}{[2^j]}|\tau|^2|\mu|^2 + \frac{1}{[3_2]}(|e_{11}|^2|e_{12}|^2 + |e_{12}|^2|e_{21}|^2 + |e_{11}|^2|e_{22}|^2 + |e_{21}|^2|e_{22}|^2) &= [3_0][3_0][3_1], \\
 \frac{3}{[1^j]}|\tau|^4 + \frac{1}{[3_1]}(|e_{11}|^4 + 2|e_{11}|^2|e_{12}|^2 + |e_{12}|^4) &= [3_0][3_0][3_1] + [3_0][3_2][3_2], \\
 \frac{3}{[1^j]}|\mu|^4 + \frac{1}{[3_1]}(|e_{21}|^4 + 2|e_{21}|^2|e_{22}|^2 + |e_{22}|^4) &= [3_0][3_0][3_1] + [3_0][3_2][3_2], \\
 \frac{3}{[1^j]}|\tau|^2|\mu|^2 + \frac{1}{[3_1]}(|e_{11}|^2|e_{21}|^2 + |e_{12}|^2|e_{21}|^2 + |e_{11}|^2|e_{22}|^2 + |e_{12}|^2|e_{22}|^2) &= [3_0][3_0][3_2].
 \end{aligned}$$

These equations impose the symmetry condition $|e_{12}| = |e_{21}|$. The last three equations of Type II are then equivalent to the first three. Also the third equation of Type II can be written in terms of the other two and of the two equations of Type I. At this point, with the symmetric condition (6), we have 5 parameters, $|\tau|$, $|\mu|$, $|e_{11}|$, $|e_{12}|$ and $|e_{22}|$ but only four linearly independent equations, so we still have one unknown parameter, say $|e_{22}|$. Solving this set of

(quadratic and quartic) equations for the modulus of the cells gives two solutions depending on this parameter:

$$\left\{ \begin{array}{l} |\tau|^2 = r_+, \\ |\mu|^2 = r_-, \\ |e_{11}|^2 = \rho_- - \rho_+ + |e_{22}|^2, \\ |e_{12}|^2 = |e_{21}|^2 = \rho_+ - |e_{22}|^2, \end{array} \right. \quad \left\{ \begin{array}{l} |\tau|^2 = r_-, \\ |\mu|^2 = r_+, \\ |e_{11}|^2 = \rho_+ - \rho_- + |e_{22}|^2, \\ |e_{12}|^2 = |e_{21}|^2 = \rho_- - |e_{22}|^2, \end{array} \right. \quad (7)$$

where $r_{\pm} = \sqrt{78 + 45\sqrt{3}} \pm \sqrt{12 + 7\sqrt{3}} = 2^{-3/2}3^{1/2}(1 + \sqrt{3})^3 \pm 2^{-1}3^{1/4}(1 + \sqrt{3})^2$ and $\rho_{\pm} = 3((2 + \sqrt{3})^{\frac{3}{2}} \pm \sqrt{12 + 7\sqrt{3}}) = 2^{-3/2}3(1 + \sqrt{3})^3 \pm 2^{-1}3^{5/4}(1 + \sqrt{3})^2$. In order to determine the last parameter $|e_{22}|$, we consider the following frames:



$$(8)$$

As usual, the equations associated with these frames are obtained by summing over all vertices and edges building the pyramid of equation (1). For the frame on the r.h.s. of (8), we can only sum over the vertex 3_0 but all edges connecting the frame to 3_0 are double, so that the summation finally consists of $2^4 = 16$ terms! The Type II equations corresponding to these two frames read:

$$\begin{aligned} \frac{3}{[2^j]} |\tau|^2 |\mu|^2 + \frac{1}{[3_2]} (|e_{11}|^2 |e_{12}|^2 + |e_{21}|^2 |e_{22}|^2 + e_{11} \overline{e_{12}} e_{22} \overline{e_{21}} + \overline{e_{11}} e_{12} \overline{e_{22}} e_{21}) &= [3_0][3_1][3_1], \\ \frac{1}{[3_0]} (|e_{11}|^4 + |e_{12}|^4 + |e_{21}|^4 + |e_{22}|^4 + 2(|e_{11}|^2 + |e_{22}|^2)(|e_{12}|^2 + |e_{21}|^2) \\ + 2(e_{11} \overline{e_{12}} e_{22} \overline{e_{21}} + \overline{e_{11}} e_{12} \overline{e_{22}} e_{21})) &= [3_1][3_1][3_2] + [3_1][3_2][3_2]. \end{aligned}$$

We can combine them in order to get rid of the factors involving phases, and we get a new equation involving only the modulus of the cells. This allows to fix the last parameter $|e_{22}|$. For each of the two solutions in (7), we obtain two possible values for $|e_{22}|$, namely:

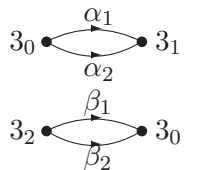
$$\left\{ \begin{array}{l} |e_{22}|^2 = 0, \\ |e_{22}|^2 = \rho_+, \end{array} \right. \quad \left\{ \begin{array}{l} |e_{22}|^2 = 0, \\ |e_{22}|^2 = \rho_-. \end{array} \right.$$

So one would obtain four solutions for the modulus of the e_{ij} , with the given symmetry conditions, but actually only three remain: one of them is rejected because it leads to a negative value for $|e_{11}|$. The two solutions with $|e_{22}|^2 \neq 0$ lead to $e_{12} = e_{21} = 0$, a condition making the equations involving phases more simple, we make this choice in the following.

Fixing the phases of the cells. There are no equations involving the phases of a_j and b_j and we can make their values real by a gauge choice. We denote the other cells as follows:

$$c_k^j = |c_k^j| e^{i\theta_{jk}}, \quad d_\ell^j = |d_\ell^j| e^{i\psi_{j\ell}}, \quad e_{k\ell} = |e_{k\ell}| e^{i\phi_{k\ell}}$$

for $j = 0, 1, 2$ and $k, \ell = 1, 2$. The Type I frames involving double edges and the corresponding equations are:



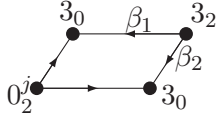
$$\begin{aligned} c_1^1 \overline{c_2^1} + c_1^2 \overline{c_2^2} + c_1^3 \overline{c_2^3} + e_{11} \overline{e_{12}} + e_{21} \overline{e_{22}} &= 0, \\ d_1^1 \overline{d_2^1} + d_1^2 \overline{d_2^2} + d_1^3 \overline{d_2^3} + e_{11} \overline{e_{21}} + e_{12} \overline{e_{22}} &= 0. \end{aligned}$$

Looking for a solution with the symmetric condition (6) together with the choice $|e_{12}|=|e_{21}|=0$, the above two equations lead to the following constraints on phases:

$$e^{i(\theta_{11}-\theta_{12})} + e^{i(\theta_{21}-\theta_{22})} + e^{i(\theta_{31}-\theta_{32})} = 0, \quad (9)$$

$$e^{i(\psi_{11}-\psi_{12})} + e^{i(\psi_{21}-\psi_{22})} + e^{i(\psi_{31}-\psi_{32})} = 0. \quad (10)$$

We now consider the following Type II frames and the corresponding equations:



$$\frac{1}{[0_1^j]} (|b^j|^2 d_1^j \bar{d}_2^j) + \frac{1}{[3_1]} (|c_1^j|^2 e_{11} \bar{e}_{21} + |c_2^j|^2 e_{12} \bar{e}_{22} + \bar{c}_1^j \bar{c}_2^j e_{12} \bar{e}_{21} + \bar{c}_1^j \bar{c}_2^j e_{11} \bar{e}_{22}) = 0.$$

With the chosen solution $|e_{12}| = |e_{21}| = 0$, and from the fact that $\frac{1}{[0_1^j]} |b^j|^2 = \frac{1}{[3_1]} |e_{11}| |e_{22}|$, the equations read:

$$e^{i(\psi_{j1}-\psi_{j2})} + e^{i(\theta_{j2}-\theta_{j1})} e^{i(\phi_{11}-\phi_{22})} = 0 \quad \text{for } j = 0, 1, 2.$$

Setting $\phi_{11} - \phi_{22} = \pi \pmod{2\pi}$, we get $e^{i(\psi_{j1}-\psi_{j2})} = e^{i(\theta_{j2}-\theta_{j1})}$ and the two equations (9) and (10) become equivalent. A solution of (9) is given by $\theta_{j1} = \frac{2\pi j}{3}$ and $\theta_{j2} = -\frac{2\pi j}{3}$.

A solution to the cell-system of \mathcal{E}_9 . With $|\tau|^2 = r_+$, $|\mu|^2 = r_-$, $|e_{11}|^2 = \rho_-$ and $|e_{22}|^2 = \rho_+$, a solution is obtained by setting $\phi_{11} = 0$, $\phi_{22} = \pi$, $\psi_{j1} = \theta_{j2}$ and $\psi_{j2} = \theta_{j1}$. One can check that these cells satisfy all Type I and Type II equations and therefore give a solution to the cell-system of \mathcal{E}_9 . Summarizing results, our solution³⁰ is given by:

$$\begin{aligned} a^j &= 2^{-1/4}(1 + \sqrt{3}), & b^j &= 2^{-1/4}3^{1/4}(1 + \sqrt{3}), \\ c_1^j &= \sqrt{r_+} e^{\frac{2i\pi j}{3}}, & c_2^j &= \sqrt{r_-} e^{-\frac{2i\pi j}{3}}, \\ d_1^j &= \sqrt{r_+} e^{-\frac{2i\pi j}{3}}, & d_2^j &= \sqrt{r_-} e^{\frac{2i\pi j}{3}}, \\ e_{11} &= \sqrt{\rho_-}, & e_{22} &= -\sqrt{\rho_+}, \\ e_{12} &= 0, & e_{21} &= 0 \end{aligned}$$

for $j = 0, 1, 2$, with

$$r_{\pm} = \sqrt{78 + 45\sqrt{3}} \pm \sqrt{12 + 7\sqrt{3}} \quad \text{and} \quad \rho_{\pm} = 3(2 + \sqrt{3})^{\frac{3}{2}} \pm 3\sqrt{12 + 7\sqrt{3}}$$

that can be written

$$\begin{aligned} r_{\pm} &= 2^{-3/2}3^{1/2}(1 + \sqrt{3})^3 \pm 2^{-1}3^{1/4}(1 + \sqrt{3})^2 \quad \text{and} \\ \rho_{\pm} &= 2^{-3/2}3(1 + \sqrt{3})^3 \pm 2^{-1}3^{5/4}(1 + \sqrt{3})^2. \end{aligned}$$

Gauge freedom and invariants for \mathcal{E}_9 . Because of gauge freedom, the given solution for the moduli and phases of c_k^j , d_ℓ^j and $e_{k\ell}$ is not unique (the moduli of cells a^j and b^j are obviously invariant). Moreover the existence of two double lines in the graph makes the discussion of gauge freedom slightly more involved than in the other examples discussed in this paper.

Define the matrix $M = \{\{e_{11}, e_{12}\}, \{e_{21}, e_{22}\}\}$. Gauge freedom allows one to modify the values $e_{ij} \mapsto e_{ij}'$ of these four cells by introducing two arbitrary 2×2 unitary matrices U, V

³⁰Another gauge nonequivalent solution is discussed in the next paragraph.

(for the two double lines) together with a phase $\exp(i\alpha)$, and setting $M' = \exp(i\alpha)U.M.V$. This implies $M'^{\dagger}.M' = V^{\dagger}.M^{\dagger}.U^{\dagger}.U.M.V = V^{\dagger}.M^{\dagger}.M.V = V^{-1}.M^{\dagger}.M.V$. The trace and determinant of the matrix $M^{\dagger}.M$ are therefore gauge invariant quantities. They read

$$\begin{aligned}\text{Det}(M^{\dagger}.M) &= \text{Det}(M)\overline{\text{Det}(M)} = (-e_{12}e_{21} + e_{11}e_{22})\overline{[-e_{12}e_{21} + e_{11}e_{22}]} = 2^{-1}3^2(1 + \sqrt{3})^4, \\ \text{Tr}(M^{\dagger}.M) &= e_{11}\overline{e_{11}} + e_{12}\overline{e_{12}} + e_{21}\overline{e_{21}} + e_{22}\overline{e_{22}} = 2^{-1/2}3(1 + \sqrt{3})^3.\end{aligned}$$

Define $c^0 = (c_1^0, c_2^0)$, $c^1 = (c_1^1, c_2^1)$, $c^2 = (c_1^2, c_2^2)$. Gauge freedom gives $c^j \mapsto c^{j'} = U.c^j e^{i\phi_j} e^{i\psi_j}$ where U is a 2×2 unitary matrix (the same for all j since these pairs of cells share the same double-edge) and where ϕ_j, ψ_j are phases. One sees immediately that the following quantities are gauge invariant:

$$\begin{aligned}c^{0\dagger}.c^0 &= c^{1\dagger}.c^1 = c^{2\dagger}.c^2 = r_- + r_+ = 2^{-1/2}3^{1/2}(1 + \sqrt{3})^3, \\ (c^{0\dagger}.c^1)(c^{1\dagger}.c^0) &= (c^{1\dagger}.c^2)(c^{2\dagger}.c^1) = (c^{2\dagger}.c^0)(c^{0\dagger}.c^2) = r_-^2 + r_+^2 - r_-r_+ = 2^{-1}3(1 + \sqrt{3})^5, \\ (c^{0\dagger}.c^1)(c^{1\dagger}.c^2)(c^{2\dagger}.c^0) &= (r_- - \exp(i\pi/3)r_+)^3 = 2^{-3/2}3^{3/2}(1 + \sqrt{3})^{15/2} e^{i \arctan\left(\frac{3^{3/4}(1+\sqrt{3})}{\sqrt{2}}\right)}.\end{aligned}$$

The last invariant is complex and goes to its complex conjugate (also an invariant) under an odd permutations of the branches 0, 1, 2. This shows that we obtain actually two gauge nonequivalent solutions for the cell system, their existence reflects the symmetry of the given graph (keep $j = 0$ but permute the lower indices $j = 1, j = 2$ in the solution for c and d given previously).

We can also introduce vectors $d^0 = (d_1^0, d_2^0)$, $d^1 = (d_1^1, d_2^1)$, $d^2 = (d_1^2, d_2^2)$. The discussion is entirely similar for the coefficients d_k^j (introduce a 2×2 unitary matrix V and $U(1)$ phases), and leads to analogous gauge invariant quantities with the same values as above.

Together with the modules of the cells a^j and b^j , for $j = 0, 1, 2$, the above invariants provide a tool that enable one to check compatibility of seemingly different solutions. In order to illustrate this, we mention:

- A solution³¹ given by [12] (the authors did not directly calculated the cells for \mathcal{E}_9 , instead they determined those of its exceptional module \mathcal{M}_9 , an easier task, and then use the fact that the former is a Z_3 orbifold of the later):

$$\begin{aligned}a^j &= 2^{-1/4}(1 + \sqrt{3}), & b^j &= 2^{-1/4}3^{1/4}(1 + \sqrt{3}), \\ c_1^j &= \lambda_+ e^{\frac{2i\pi(j-1)}{3}}, & c_2^j &= \lambda_- e^{\frac{-2i\pi(j-1)}{3}}, \\ d_1^j &= \lambda_- e^{\frac{-2i\pi(j-1)}{3}}, & d_2^j &= \lambda_+ e^{\frac{2i\pi(j-1)}{3}}, \\ e_{11} &= 0, & e_{22} &= 0, \\ e_{12} &= -\frac{[4]_q}{\sqrt{[2]_q}} \sqrt{[2]_q[2]_q + \sqrt{[2]_q[4]_q}}, & e_{21} &= \frac{[4]_q}{\sqrt{[2]_q}} \sqrt{[2]_q[2]_q - \sqrt{[2]_q[4]_q}},\end{aligned}$$

with $\lambda_{\pm} = \sqrt{[2]_q} \sqrt{[2]_q[4]_q \pm \sqrt{[2]_q[4]_q}}$.

- A solution given (without proof) by [32]:

$$\begin{aligned}a^j &= 2^{-1/4}(1 + \sqrt{3}), & b^j &= 2^{-1/4}3^{1/4}(1 + \sqrt{3}), \\ c_2^0 &= 0, & c_1^0 &= 2^{-1/4}3^{1/4}(1 + \sqrt{3})^{3/2}, \\ c_2^1 &= 2^{-1/4}3^{1/2}(1 + \sqrt{3}), & c_1^1 &= 2^{-1/4}3^{1/4}(1 + \sqrt{3}), \\ c_2^2 &= 2^{-1/4}3^{1/2}(1 + \sqrt{3}) \left(\frac{1}{2}(1 - \sqrt{3}) - i2^{-1/2}3^{1/4} \right), & c_1^2 &= 2^{-1/4}3^{1/4}(1 + \sqrt{3}),\end{aligned}$$

³¹The other (gauge nonequivalent) solution is obtained by $\lambda_{\pm} \leftrightarrow \lambda_{\mp}$ and $e_{21} \leftrightarrow -e_{12}$.

$$\begin{aligned}
 d_2^0 &= 0, & d_1^0 &= c_1^0, \\
 d_2^1 &= c_2^1, & d_1^1 &= c_1^1, \\
 d_2^2 &= c_2^2, & d_1^2 &= \overline{c_1^2}, \\
 e_{12} &= 2^{-5/4}(3 + \sqrt{3})((1 - \sqrt{3}) - i2^{1/2}3^{1/4}), & e_{21} &= 2^{-1/4}3^{1/2}(1 + \sqrt{3}), \\
 e_{22} &= 2^{-5/4}3^{1/2}(1 + \sqrt{3})^{1/2}\left(-\sqrt{3 - \sqrt{3}} + i\sqrt{1 + \sqrt{3}}\right), & e_{11} &= 0.
 \end{aligned}$$

These solutions look very different and obey all equations of Types I and II, but one can check that the gauge invariants are equal³².

4.6 The \mathcal{E}_{21} case

The \mathcal{E}_{21} graph is the graph of level $k = 21$ and altitude $\kappa = k + 3 = 24$, i.e. $q^{24} = -1$, displayed in Fig. 43. It is a graph with 24 vertices that we divide into 7 slices: $1_k, 2_k^i, 3_k, 3_k^i, 4_k^i, 5_k^i, 6_k$ and 7_k , where $i = 1, 2$ and $k = 1, 2$. For a given vertex a_k^j , the superscript $j = \{0, 1, 2\}$ gives the triality of the vertex, with the convention that triality 0 is omitted. The subscript $k = \{1, 2\}$ refers to the \mathbb{Z}_2 symmetry of the graph with respect to the central point of the graph (it is the composition of the left-right and up-down symmetries). Notice that this \mathbb{Z}_2 symmetry preserves the triality of the vertices: $a_1^j \leftrightarrow a_2^j$. We introduce the function $g[a, b, c, d] = (a + b\sqrt{2} + c\sqrt{3} + d\sqrt{6})/2$. The quantum dimensions of vertices are: $[1_k] = 1_q = 1 = g[2, 0, 0, 0]$, $[2_k^i] = 3_q = g[2, 1, 0, 1]$, $[3_k] = 2_q 4_q = g[4, 2, 2, 2]$, $[3_k^i] = \frac{3_q 4_q}{2_q} = g[4, 1, 2, 1]$, $[4_k^i] = 3_q 5_q = g[6, 5, 4, 3]$, $[5_k^i] = 9_q = g[4, 3, 2, 1]$, $[6_k] = \frac{4_q 5_q}{2_q} = g[4, 4, 2, 2]$ and $[7_k] = \frac{4_q 7_q}{2_q} = g[6, 4, 4, 2]$, for $i = 1, 2$ and $k = 1, 2$.

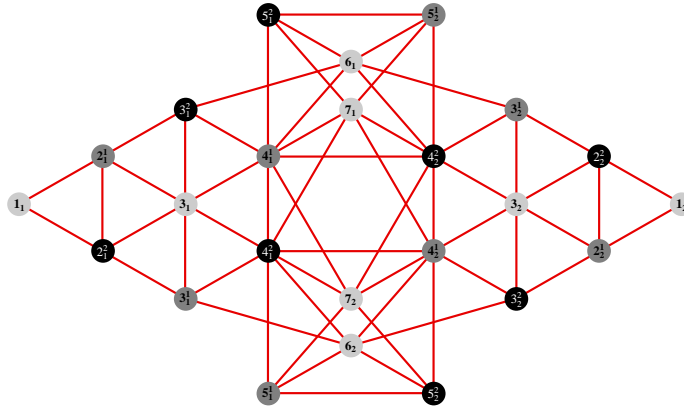


Figure 43. The \mathcal{E}_{21} fusion graph.

The number of oriented triangles of the graph is $\text{Tr}(G)^3/3 = 40$. Due to symmetry considerations (left-right and up-down), there are actually only 14 different square moduli for the cells. The types of triangles are labelled as follows:

- | | |
|---|---|
| two of type $\{1 \rightarrow 2 \rightarrow 2\}$ label α_1 , | two of type $\{5 \rightarrow 5 \rightarrow 7\}$ label ν_2 , |
| four of type $\{2 \rightarrow 3 \rightarrow 3\}$ label α_2 , | four of type $\{4 \rightarrow 5 \rightarrow 6\}$ label μ_1 , |
| two of type $\{3 \rightarrow 4 \rightarrow 4\}$ label α_3 , | four of type $\{4 \rightarrow 5 \rightarrow 7\}$ label μ_2 , |
| two of type $\{2 \rightarrow 2 \rightarrow 3\}$ label γ_2 , | two of type $\{4_k \rightarrow 4_{k+1} \rightarrow 6\}$ label σ_1 , |
| four of type $\{3 \rightarrow 3 \rightarrow 4\}$ label γ_3 | two of type $\{4_k \rightarrow 4_{k+1} \rightarrow 7\}$ label σ_2 (small), |

³²One can choose unitaries U and V making equal the scalars $d^{j\dagger} \cdot c^j$, for $j = 0, 1, 2$. This equality holds for the three solutions given previously.

four of type $\{3 \rightarrow 4 \rightarrow 6\}$ label β two of type $\{4_k \rightarrow 4_{k+1} \rightarrow 7\}$ label ρ (large),
two of type $\{5 \rightarrow 5 \rightarrow 6\}$ label ν_1 , four of type $\{4_k \rightarrow 4_k \rightarrow 7\}$ label λ .

Their square moduli are displayed below, where we omit indices when no confusion is possible,

$$\begin{array}{ccc}
|\alpha_1|^2 = \left| \begin{array}{c} 1 \\ \bullet \\ \hline \bullet \quad \bullet \\ \hline 2 \quad 2 \end{array} \right|^2 & |\alpha_2|^2 = \left| \begin{array}{c} 2 \\ \bullet \\ \hline \bullet \quad \bullet \\ \hline 3 \quad 3 \end{array} \right|^2 & |\alpha_3|^2 = \left| \begin{array}{c} 3 \\ \bullet \\ \hline \bullet \quad \bullet \\ \hline 4 \quad 4 \end{array} \right|^2 \\
|\gamma_2|^2 = \left| \begin{array}{c} 3 \\ \bullet \\ \hline \bullet \quad \bullet \\ \hline 2 \quad 2 \end{array} \right|^2 & |\gamma_3|^2 = \left| \begin{array}{c} 4 \\ \bullet \\ \hline \bullet \quad \bullet \\ \hline 3 \quad 3 \end{array} \right|^2 & \\
|\nu_1|^2 = \left| \begin{array}{c} 6 \\ \bullet \\ \hline \bullet \quad \bullet \\ \hline 5 \quad 5 \end{array} \right|^2 & |\mu_1|^2 = \left| \begin{array}{c} 6 \\ \bullet \\ \hline \bullet \quad \bullet \\ \hline 4 \quad 5 \end{array} \right|^2 & |\sigma_1|^2 = \left| \begin{array}{c} 6 \\ \bullet \\ \hline \bullet \quad \bullet \\ \hline 4_k \quad 4_{k+1} \end{array} \right|^2 \\
|\nu_2|^2 = \left| \begin{array}{c} 7 \\ \bullet \\ \hline \bullet \quad \bullet \\ \hline 5 \quad 5 \end{array} \right|^2 & |\mu_2|^2 = \left| \begin{array}{c} 7 \\ \bullet \\ \hline \bullet \quad \bullet \\ \hline 4 \quad 5 \end{array} \right|^2 & |\sigma_2|^2 = \left| \begin{array}{c} 7 \\ \bullet \\ \hline \bullet \quad \bullet \\ \hline 4_k \quad 4_{k+1} \end{array} \right|^2 \text{ (small)} \\
|\beta|^2 = \left| \begin{array}{c} 6 \\ \bullet \\ \hline \bullet \quad \bullet \\ \hline 3 \quad 4 \end{array} \right|^2 & |\lambda|^2 = \left| \begin{array}{c} 7 \\ \bullet \\ \hline \bullet \quad \bullet \\ \hline 4_k \quad 4_k \end{array} \right|^2 & |\rho|^2 = \left| \begin{array}{c} 7 \\ \bullet \\ \hline \bullet \quad \bullet \\ \hline 4_k \quad 4_{k+1} \end{array} \right|^2 \text{ (big)}
\end{array}$$

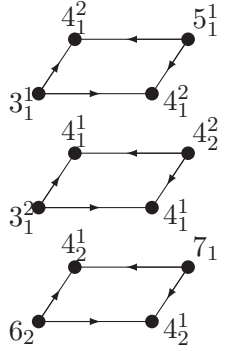
The number of Type I equations is $\sum_{a,b}(G)_{ab} = 60$. Symmetries of the graph greatly reduce the number of independent equations. For example, the coherence equations for the two Type I frames $1_k \bullet \longrightarrow \bullet 2_k^1$ show that the square modulus of the two cells $\{1_1 \rightarrow 2_1^1 \rightarrow 2_1^2\}$ and $\{1_2 \rightarrow 2_2^1 \rightarrow 2_2^2\}$ are the same, and equal to $|\alpha_1|^2 = 2_q[1_k][2_k^i] = 2_q 3_q$. This justifies the symmetry conditions introduced previously. The same argument applies for the other frames. In the following, in order to ease the notation, we shall omit superscripts and subscripts when no confusion is possible. We write below the equations for Type I frames in terms of quantum dimensions and q -numbers. A subset of Type I equations allows us to fix step-by-step the values of the modulus square of the cells:

$$\begin{array}{ll}
1 \bullet \longrightarrow \bullet 2 & |\alpha_1|^2 = 2_q[1_k][2_k^i] = 2_q 3_q, \\
2 \bullet \longrightarrow \bullet 3^i & |\alpha_2|^2 = 2_q[2_k^i][3_k^i] = 3_q^2 4_q, \\
3^i \bullet \longrightarrow \bullet 6 & |\beta|^2 = 2_q[3_k^i][6_k] = \frac{3_q 4_q^2 5_q}{2_q}, \\
2 \bullet \longrightarrow \bullet 2 & |\gamma_2|^2 + |\alpha_1|^2 = 2_q[2_k^i][2_k^i] = 2_q 3_q^2, \\
3^i \bullet \longrightarrow \bullet 3 & |\alpha_2|^2 + |\gamma_3|^2 = 2_q[3_k^i][3_k] = 2_q 3_q 4_q^2, \\
3 \bullet \longrightarrow \bullet 4 & |\alpha_3|^2 + |\gamma_3|^2 = 2_q[3_k][4_k^i] = 2_q^2 3_q 4_q 5_q, \\
4_k \bullet \longrightarrow \bullet 4_k & |\alpha_3|^2 + 2|\lambda|^2 = 2_q[4_k^i][4_k^i] = 2_q 3_q^2 5_q^2.
\end{array} \tag{11}$$

The following Type I frames give relations between the square moduli of the cells:

$$\begin{array}{ll}
4 \bullet \longrightarrow \bullet 5 & |\mu_1|^2 + |\mu_2|^2 = 2_q[4_k^i][5_k^i] = 2_q 3_q 5_q 9_q, \\
4_k \bullet \longrightarrow \bullet 4_{k+1} & |\sigma_1|^2 + |\sigma_2|^2 + |\rho|^2 = 2_q[4_k^i][4_k^i] = 2_q 3_q^2 5_q^2, \\
5 \bullet \longrightarrow \bullet 6 & |\mu_1|^2 + |\nu_1|^2 = 2_q[5_k^i][6_k] = 4_q 5_q 9_q, \\
5 \bullet \longrightarrow \bullet 7 & |\mu_2|^2 + |\nu_2|^2 = 2_q[5_k^i][7_k] = 4_q 7_q 9_q.
\end{array} \tag{12}$$

In order to fix the remaining values, we have to consider also Type II equations. We use three Type II degenerated frames and the corresponding equations



$$\begin{aligned}
 |\beta|^2 |\mu_1|^2 &= [6_2][3_1^1][5_1^1][4_1^2] = \frac{3_q^2 4_q^2 5_q^2 9_q}{2_q^2}, \\
 |\beta|^2 |\sigma_1|^2 &= [6_1][3_1^2][4_2^2][4_1^1] = \frac{3_q^3 4_q^2 5_q^3}{2_q^2}, \\
 |\sigma_1|^2 |\rho|^2 &= [4_1^2][6_2][7_1][4_2^1] = \frac{3_q^2 4_q^2 5_q^3 7_q}{2_q^2}.
 \end{aligned} \tag{13}$$

The solution for the square moduli. The values of α_1 , α_2 and β are read immediately from equations (11). From them we calculate γ_2 , γ_3 , α_3 and λ as follows:

$$\begin{aligned}
 |\gamma_2|^2 &= 2_q 3_q^2 - |\alpha_1|^2 = 3_q 4_q, & |\gamma_3|^2 &= 2_q 3_q 4_q^2 - |\alpha_2|^2 = 3_q 4_q 5_q, \\
 |\alpha_3|^2 &= 2_q^2 3_q 4_q 5_q - |\gamma_3|^2 = 3_q^2 4_q 5_q, & |\lambda|^2 &= \frac{1}{2}(2_q 3_q^2 5_q^2 - |\alpha_2|^2) = \frac{1}{2} 3_q^2 5_q 6_q.
 \end{aligned}$$

Here we have used the following q -numbers identities to simplify the expressions (remember that $q^{24} = -1$): $2_q 2_q = 1 + 3_q$, $2_q 3_q = 2_q + 4_q$, $2_q 4_q = 3_q + 5_q$ and $2_q 5_q = 4_q + 6_q$. We then solve equations (13) to determine the square moduli of μ_1 , σ_1 and ρ :

$$\begin{aligned}
 |\mu_1|^2 &= \frac{1}{|\beta|^2} \frac{3_q^2 4_q^2 5_q^2 9_q}{2_q^2} = \frac{3_q 5_q 9_q}{2_q}, & |\sigma_1|^2 &= \frac{1}{|\beta|^2} \frac{3_q^3 4_q^2 5_q^3}{2_q^2} = \frac{3_q^2 5_q^2}{2_q}, \\
 |\rho|^2 &= \frac{1}{|\sigma_1|^2} \frac{3_q^2 4_q^2 5_q^3 7_q}{2_q^2} = \frac{4_q^2 5_q 7_q}{2_q}.
 \end{aligned}$$

Finally, the square moduli of the remaining cells are obtained from equations (12):

$$\begin{aligned}
 |\mu_2|^2 &= 2_q 3_q 5_q 9_q - |\mu_1|^2 = \frac{3_q^2 5_q 9_q}{2_q}, & |\nu_1|^2 &= 4_q 5_q 9_q - |\mu_1|^2 = \frac{5_q^2 9_q}{2_q}, \\
 |\nu_2|^2 &= 4_q 7_q 9_q - |\mu_2|^2 = \frac{7_q 9_q}{2_q}, & |\sigma_2|^2 &= 2_q 3_q^2 5_q^2 - |\sigma_1|^2 - |\rho|^2 = \frac{1}{2} \left(\frac{3_q^2 5_q^2 6_q}{2_q 4_q} \right).
 \end{aligned}$$

As before we have used q -numbers identities in order to simplify the expressions. We can also write these expressions in the following way. The *square* of the modulus of a cell can always be expressed as $f[a, b, c, d] = \sqrt{2g[a, b, c, d]} = \sqrt{a + b\sqrt{2} + c\sqrt{3} + d\sqrt{6}}$, for appropriate rational arguments:

$$\begin{aligned}
 |\alpha_1|^2 &= f[10, 5, 4, 4], & |\alpha_2|^2 &= f[272, 191, 156, 111], \\
 |\alpha_3|^2 &= f[5896, 4169, 3404, 2407], & |\gamma_2|^2 &= f[32, 22, 18, 13], \\
 |\gamma_3|^2 &= f[686, 485, 396, 280], & |\nu_1|^2 &= f[1508, 1066, 870, 615], \\
 |\mu_1|^2 &= f[596, 421, 344, 243], & |\sigma_1|^2 &= f[2224, 1571, 1284, 907], \\
 |\mu_2|^2 &= f[118, 83, 68, 48], & |\mu_2|^2 &= f[5120, 3620, 2956, 2090], \\
 |\sigma_2|^2 &= f[1112, 1571/2, 642, 907/2], & |\beta|^2 &= f[2560, 1810, 1478, 1045], \\
 |\lambda|^2 &= f[2948, 4169/2, 1702, 2407/2], & |\rho|^2 &= f[11002, 15559/2, 6352, 8993/2].
 \end{aligned}$$

Fixing the phases using gauge freedom. We first observe that the \mathcal{E}_{21} fusion graph does not contain double edges, so that the discussion is somewhat easier than with \mathcal{E}_9 . We consider the graph as built from an inner part (the big rectangle delimited by vertices $5_1^1, 5_1^2, 5_2^1, 5_2^2$), and two external “wings”, each one made of 9 triangles, each one attached to the rectangular inner part by three triangles sharing edges of type $(6, 4)$ and $(4_1^1, 4_1^2)$, or $(4_2^1, 4_2^2)$, with the inner rectangle. The large inner rectangle contains the (projection) of a central octahedron with vertices $4_1^1, 7_1, 4_2^2, 4_2^1, 7_2, 4_1^2$, like it was in the \mathcal{E}_5 case. This octahedron can be built in three different ways as a bi-pyramid with a rectangular base, the base being one of the three Type II frames displayed on the first line of (14). The inner rectangle contains also the projection of an upper octahedron with vertices $4_1^1, 5_1^2, 5_2^1, 4_2^2, 6_1, 7_1$, with its three rectangular sections displayed as Type II frames on the second line of (14). Finally it contains its symmetric, the lower octahedron $4_1^2, 5_1^1, 5_2^2, 4_2^1, 6_2, 7_2$ with its three rectangular sections appearing on the third line of (14). We end up with $3 \times 3 = 9$ coherence equations for the non-degenerated frames of Type II (these equations involve the cell themselves, not their modulus). Each equation will equate to zero a sum of two terms since we deal with bi-pyramids, each term being itself a product of four cells.

All the cells of the same type have the same modulus but they are not necessarily equal. For this reason we need to be specific about the actual triangles that we consider. Nevertheless, and as we did when we discussed the \mathcal{E}_5 case, we can make real and positive almost all cells of the three octahedra. At the end we are left with a few possible ambiguities: for the sake of the discussion it will be enough to distinguish between $\rho' = \mathcal{T}(7_2, 4_1^1, 4_2^2)$ and $\rho'' = \mathcal{T}(7_1, 4_2^1, 4_1^2)$, both with modulus $|\rho|$, and also between $\sigma'_2 = \mathcal{T}(7_2, 4_2^1, 4_1^2)$ and $\sigma''_2 = \mathcal{T}(7_1, 4_1^1, 4_2^2)$, both with modulus $|\sigma|$. All the other cells of the large central rectangle can be made real and positive by simple gauge choices; in the same way, one can also make ρ', ρ'', σ'_2 and σ''_2 real, but an ambiguity about their signs still remains.

Any of the three equations of Type II associated with the central octahedron leads to the constraint $\sigma'_2 \rho' + \sigma''_2 \rho'' = 0$. For instance the one associated with the frame $(4_1^1, 4_2^2, 4_2^1, 4_1^2)$ reads $\frac{1}{[7_1]} \lambda \lambda \rho'' \sigma''_2 + \frac{1}{[7_2]} \lambda \lambda \rho' \sigma'_2 = 0$, hence the result since $[7_1] = [7_2]$. This already implies that either one or three among these four cells should be negative.

The three equations associated with the upper octahedron involve only the unknown cell σ''_2 , all others being already gauge fixed to a real and positive quantity. For instance, the equation associated with the frame $(4_1^1, 5_1^2, 5_2^1, 4_2^2)$ reads: $\frac{1}{[6_1]} \mu_1 \mu_1 \nu_1 \sigma_1 + \frac{1}{[7_1]} \mu_2 \mu_2 \nu_2 \sigma''_2 = 0$. From the known values of the moduli, one checks that this equation holds automatically, provides one takes $\sigma''_2 = -|\sigma_2|$. The other two equations lead to the same conclusion.

The three equations associated with the lower octahedron involve only the unknown cell σ'_2 and the discussion is similar (the equations, in terms of q-numbers, are exactly the same, by symmetry). The conclusion, here, is that σ'_2 has to be negative as well: $\sigma'_2 = -|\sigma_2|$.

We reach the conclusion that all the cells of the large inner rectangle can be made real and positive, with the exception of three of them: σ'_2, σ''_2 and, say, ρ'' , that should be negative (of course $\rho' = -\rho''$)

(14)

Finally, for each of the two wings, we are left with 9 triangles on each side. Although three edges in common with the inner rectangle have already been gauged fixed on each side, there is enough gauge freedom (choice of phases) on the remaining edges to make all of the corresponding cells real and positive; for the first wing one can for instance start from $1_1, 2_1^1, 2_1^2$, make it real positive by the choice of a phase on the edge $1_1, 2_1^1$ and proceed towards the center while determining an appropriate sequence of independent gauge choices.

We already gave the absolute values for the cells for all possible types. Our solution for the system is obtained by taking all the cells real-valued and positive, with the exception of three cells, that should be real and negative: one of the two cells of type ρ , say the one that we called ρ'' , and the two cells of type σ_2 , namely those that we called σ_2' and σ_2'' .

4.7 A counter example: the \mathcal{Z}_9 graph

The \mathcal{Z}_9 is a graph that could appear at level 9, i.e. at an altitude $\kappa = 12: q^{12} = -1$. We shall see that coherence equations for triangular cells cannot be satisfied in this case. The graph is displayed on Fig. 44.

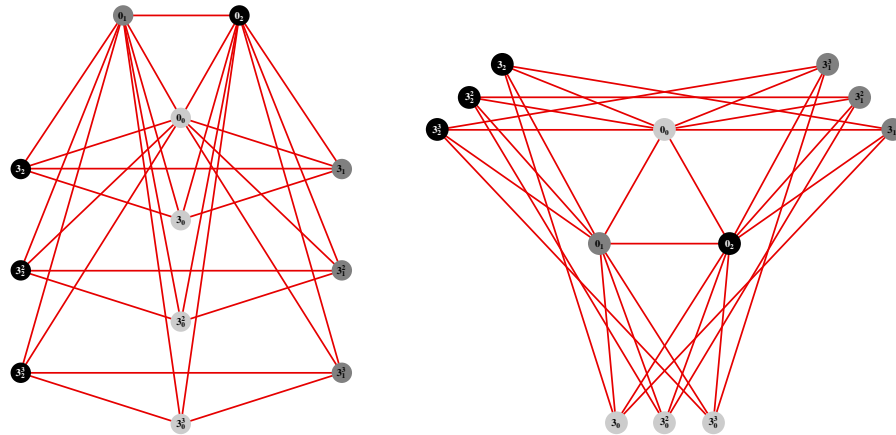


Figure 44. Two equivalent graphical representation of the \mathcal{Z}_9 fusion graph, rejected as a fusion graph for a module-category of type $SU(3)$.


Vertices are denoted by 0_i and 3_i^j for $i, j = 1, 2, 3$. The subscript i refers to the vertex triality. Quantum dimension of vertices are $[0_i] = 1$ and $[3_i^j] = 1/\sqrt{3}$, for $i, j = 1, 2, 3$. There are 22 cells for the \mathcal{Z}_9 graph. The \mathbb{Z}_3 symmetry of the graph suggests that the cell values should also exhibit this \mathbb{Z}_3 symmetry. In order to prove the incompatibility of the system, we do not impose, at first, any symmetry and search for the most general solution to the cell system of \mathcal{Z}_9 , if any.

There are 30 Type I equations for \mathcal{Z}_9 , involving the square values of the 22 cells. These equations lead to relations between square values of the cells, and we are left with 7 linear equations of Type I involving 10 unknown square values. Among the Type II equations, 30 correspond to fully degenerated cases. Taking into account the relations obtained previously, this set reduces to 7 second degree equations involving the same 10 unknown square values. One can then check that this system of 7 linear equations and 7 second degree equations involving 10 square values of cells does not have any solution.

Let us be more specific and show explicitly that one reaches a contradiction, considering a subset of the system of equations described above involving only 7 square values of cells. We introduce the following notation for the square values of cells:

$$a = |\mathcal{T}_{0_0 0_1 0_2}|^2, \quad b_j = |\mathcal{T}_{0_1 3_2^j 0_0}|^2, \quad c_j = |\mathcal{T}_{0_1 3_2^j 3_0^j}|^2, \quad \text{for } j = 1, 2, 3.$$

We consider the following Type I frames and the fully degenerated Type II frames associated with the same edges:



The corresponding Type I and Type II equations are:

$$\begin{aligned} c_j + b_j &= 2_q[0_1][3_2^j] & \iff & \quad c_j + b_j = \sqrt{\frac{1}{3}(2 + \sqrt{3})}, \\ b_j^2 + \frac{1}{[3_2^j]}c_j^2 &= [0_1][0_1][3_2^j] + [0_1][3_2^j][3_2^j] & \iff & \quad b_j^2 + \sqrt{3}c_j^2 = \frac{1}{3}(1 + \sqrt{3}). \end{aligned} \quad (15)$$

The solution (b_j, c_j) of this quadratic equation is

$$b_j = \frac{1}{6}(3\sqrt{2} \pm (3 - \sqrt{3})), \quad c_j = \frac{1}{6}(\sqrt{6} \mp (3 - \sqrt{3})). \quad (16)$$

We now consider the following Type I frame and the fully degenerated Type II frame associated with the same edge:



The corresponding Type I and Type II equations are:

$$a + b_1 + b_2 + b_3 = 2_q = \sqrt{2 + \sqrt{3}}, \quad a^2 + \sqrt{3}(b_1^2 + b_2^2 + b_3^2) = 2.$$

We have therefore two different ways of calculating the same coefficient a . Using the solutions for b_j obtained in (16) it is easy to check that the above two equations are incompatible. As claimed in [31], the graph \mathcal{Z}_9 , that appears in the list [9], and leads to a *bona fide* collection of annular matrices with non-negative integer coefficients providing a representation of the fusion algebra of $\mathcal{A}_9(SU(3))$, has nevertheless to be rejected as fusion graph describing a module-category of type $SU(3)$ since the coherence equations fail.

5 Comments

Coherence equations for others Lie groups. For the Lie groups $SU(n)$, we have $n - 1$ fundamental representations $\sigma_1, \sigma_2, \dots, \sigma_{n-1}$. All of them already exist at level $k = 1$. Call σ_0 the trivial representation. In the case of $SU(3)$, the main ingredient of the coherence equations is that $\sigma_1^{\otimes 3}$ contains σ_0 . This is replaced for, $SU(n)$, $n > 2$, or for other Lie groups, by the fact that, for appropriate fundamental representations a, b, c , the product $\sigma_a \otimes \sigma_b \otimes \sigma_c$ contains σ_0 . For $SU(n)$, one can also use the fact that the conjugate of σ_p is $\bar{\sigma}_p = \sigma_{n-p}$. What matters is that a triple point will also appear in the wire diagrams. The difference with the $SU(3)$ case is that one has to keep track of different fundamental representations (one may introduce different kinds of colors for the wires). For the same reason the coherence equations will again involve triangular cells, but the edges of triangles, possibly of different colors, will now refer to distinct representations.

Acknowledgments

Part of this paper was written while one of us (R.C.) was a visiting professor at CERN, whose hospitality and support are gratefully acknowledged.

References

- [1] Böhm G., Szlachányi K., A coassociative C^* -quantum group with non-integral dimensions, *Lett. Math. Phys.* **38** (1996), 437–456, math.QA/9509008.
- [2] Cappelli A., Itzykson C., Zuber J.-B., The ADE classification of minimal and $A_1^{(1)}$ conformal invariant theories, *Comm. Math. Phys.* **13** (1987), 1–26.
- [3] Carter J.S., Flath D.E., Saito M., The classical and quantum $6j$ -symbols, *Mathematical Notes*, Vol. 43, Princeton University Press, Princeton, NJ, 1995.
- [4] Coquereaux R., Hammaoui D., Schieber G., Tahri E.H., Comments about quantum symmetries of SU(3) graphs, *J. Geom. Phys.* **57** (2006), 269–292, math-ph/0508002.
- [5] Coquereaux R., Racah–Wigner quantum $6j$ symbols, Ocneanu cells for A_N diagrams and quantum groupoids, *J. Geom. Phys.* **57** (2007), 387–434, hep-th/0511293.
- [6] Coquereaux R., Schieber G., Orders and dimensions for $\mathfrak{sl}(2)$ or $\mathfrak{sl}(3)$ module categories and boundary conformal field theories on a torus, *J. Math. Phys.* **48** (2007), 043511, 17 pages, math-ph/0610073.
- [7] Coquereaux R., Schieber G., Quantum symmetries for exceptional SU(4) modular invariants associated with conformal embeddings, *SIGMA* **5** (2009), 044, 31 pages, arXiv:0805.4678.
- [8] Di Francesco P., Matthieu P., Sénéchal D., Conformal field theory, *Graduate Texts in Contemporary Physics*, Springer-Verlag, New York, 1997.
- [9] Di Francesco P., Zuber J.-B., SU(N) Lattice integrable models associated with graphs, *Nuclear Phys. B* **338** (1990), 602–646.
Di Francesco P., Zuber J.-B., SU(N) lattice integrable models and modular invariance, in *Recent Developments in Conformal Field Theories* (Trieste, 1989), Editors S. Randjbar-Daemi, E. Sezgin and J.-B. Zuber, World Sci. Publ., River Edge, NJ, 1990, 179–215.
- [10] Di Francesco P., Meander determinants, *Comm. Math. Phys.* **191** (1998), 543–583, hep-th/9612026.
- [11] Evans D.E., Kawahigashi Y., Quantum symmetries on operator algebras, *Oxford Mathematical Monographs*, The Clarendon Press, Oxford University Press, New York, 1998.
- [12] Evans D.E., Pugh M., Ocneanu cells and Boltzmann weights for the SU(3) ADE graphs, *Münster J. Math.* **2** (2009), 95–142, arXiv:0906.4307.
- [13] Evans D.E., Pugh M., SU(3)-Goodman-de la Harpe–Jones subfactors and the realisation of SU(3) modular invariants, *Rev. Math. Phys.* **21** (2009), 877–928, arXiv:0906.4252.
- [14] Ewen H., Ogievetsky O., Classification of the GL(3) quantum matrix groups, q-alg/9412009.
- [15] Gannon T., The classification of affine SU(3) modular invariants, *Comm. Math. Phys.* **161** (1994), 233–263, hep-th/9212060.
- [16] Gel’fand I.M., Ponomarev V.A., Model algebras and representations of graphs, *Funktsional. Anal. i Prilozhen.* **13** (1979), no. 3, 1–12 (in Russian).
- [17] Hammaoui D., Schieber G., Tahri E.H., Higher Coxeter graphs associated to affine $\mathfrak{su}(3)$ modular invariants, *J. Phys. A: Math. Gen.* **38** (2005), 8259–8286, hep-th/0412102.
- [18] Hammaoui D., Géométrie quantique d’Ocneanu des graphes de Di Francesco–Zuber associés aux modèles conformes de type $\mathfrak{su}(3)$, PhD Thesis, LPTP, Université Mohammed I, Oujda, Maroc, 2007.
- [19] Isasi E., Schieber G., From modular invariants to graphs: the modular splitting method, *J. Phys. A: Math. Theor.* **40** (2007), 6513–6537, math-ph/0609064.
- [20] Jones V.F.R., Index of subfactors, *Invent. Math.* **72** (1983), 1–25.
- [21] Kauffman L.H., State models and the Jones polynomial, *Topology* **26** (1987), 395–407.
- [22] Kauffman L.H., Lins S.L., Temperley–Lieb recoupling theory and invariant of 3-manifolds, *Annals of Mathematics Studies*, Vol. 134, Princeton University Press, Princeton, NJ, 1994.
- [23] Kuperberg G., Spiders for rank 2 Lie algebras, *Comm. Math. Phys.* **180** (1996), 109–151, q-alg/9712003.
- [24] Lickorish W.B.R., Calculations with the Temperley–Lieb algebra, *Comment. Math. Helv.* **67** (1992), 571–591.
- [25] Malkin A., Ostrik V., Vybornov M., Quiver varieties and Lusztig’s algebra, *Adv. Math.* **203** (2006), 514–536, math.RT/0403222.

- [26] Ocneanu A., Quantized group string algebras and Galois theory for algebras, in *Operator Algebras and Applications*, Vol. 2 (Warwick, 1987), *London Math. Soc. Lecture Note Ser.*, Vol. 136, Cambridge Univ. Press, Cambridge, 1988, 119–172.
- [27] Ocneanu A., Quantum symmetry, differential geometry of finite graphs and classification of subfactors (notes by Y. Kawahigashi), *University of Tokyo Seminary Notes*, Vol. 45, University of Tokyo, 1991.
- [28] Ocneanu A., Quantum cohomology, quantum groupoids and subfactors, Talk at First Caribbean School of Mathematics and Theoretical Physics, Saint François, Guadeloupe, 1993.
- [29] Ocneanu A., Talks given in various institutions between 1995 and 1999.
- [30] Ocneanu A., Paths on Coxeter diagrams: from Platonic solids and singularities to minimal models and subfactors (notes by S. Goto), *Fields Institute Monographs*, Amer. Math. Soc., Providence, RI, 1999.
- [31] Ocneanu A., The classification of subgroups of quantum $SU(N)$, in *Quantum Symmetries in Theoretical Physics and Mathematics* (Bariloche, 2000), Editors R. Coquereaux, A. García and R. Trinchero, *Contemp. Math.*, Vol. 294, Amer. Math. Soc., Providence, RI, 2002, 133–159.
- [32] Ocneanu A., Private communication.
- [33] Ogievetsky O., Uses of quantum spaces, in *Quantum Symmetries in Theoretical Physics and Mathematics* (Bariloche, 2000), Editors R. Coquereaux, A. García and R. Trinchero, *Contemp. Math.*, Vol. 294, Amer. Math. Soc., Providence, RI, 2002, 161–232, hep-th/0006151.
- [34] Ohtsuki T., Yamada S., Quantum $SU(3)$ invariant of 3-manifolds via linear skein theory, *J. Knot Theory Ramifications* **6** (1997), 373–404.
- [35] Ostrik V., Module categories, weak Hopf algebras and modular invariants, *Transform. Groups* **8** (2003), 177–206, math.QA/0111139.
- [36] Petkova V.B., Zuber J.-B., The many faces of Ocneanu cells, *Nuclear Phys. B* **603** (2001), 449–496, hep-th/0101151.
- [37] Racah G., Theory of complex spectra. II, *Phys. Rev.* **62** (1942), 438–462.
- [38] Reshetikhin N.Yu., Turaev V.G., Ribbon graphs and their invariants derived from quantum groups, *Comm. Math. Phys.* **127** (1990), 1–26.
- [39] Rumer G., Teller E., Weyl H., Eine für die Valenztheorie geeignete Basis der binären Vektorinvarianten, *Nachr. Ges. Wiss. Göttingen, Math.-Phys. Kl. I* (1932), 499–504.
- [40] Schieber G., L’algèbre des symétries quantiques d’Ocneanu et la classification des systèmes conformes à 2D, PhD Thesis, UP (Marseille) and UFRJ (Rio de Janeiro), 2003.
- [41] Suciú L., The $SU(3)$ wire model, PhD Thesis, Pennsylvania State University, 1997.
- [42] Temperley H.N.V., Lieb E.H., Relations between the “percolation” and “colouring” problem and other graph-theoretical problems associated with regular planar lattices: some exact results for the “percolation” problem, *Proc. Roy. Soc. London Ser. A* **322** (1971), 251–280.
- [43] Trinchero R., Quantum symmetries of face models and the double triangle algebra, *Adv. Theor. Math. Phys.* **10** (2006), 49–75, hep-th/0501140.
- [44] Wenzl H., Hecke algebras of type A_n and subfactors, *Invent. Math.* **92** (1988), 349–383.