

# Tuning Jammed Frictionless Disk Packings from Isostatic to Hyperstatic

Carl F. Schreck<sup>1</sup>, Corey S. O'Hern<sup>2,1</sup>, and Leonardo E. Silbert<sup>3</sup>

<sup>1</sup>*Department of Physics, Yale University, New Haven, Connecticut 06520-8120, USA*

<sup>2</sup>*Department of Mechanical Engineering, Yale University, New Haven, Connecticut 06520-8260, USA and*

<sup>3</sup>*Department of Physics, Southern Illinois University, Carbondale, Illinois 62901, USA*

We perform extensive computational studies of two-dimensional static bidisperse disk packings using two distinct packing-generation protocols. The first involves thermally quenching equilibrated liquid configurations to zero temperature over a range of thermal quench rates  $r$  and initial packing fractions followed by compression and decompression in small steps to reach packing fractions  $\phi_J$  at jamming onset. For the second, we seed the system with initial configurations that promote micro- and macrophase-separated packings followed by compression and decompression to  $\phi_J$ . Using these protocols, we generate more than  $10^4$  static packings over a wide range of packing fraction, contact number, and compositional and positional order. We find that amorphous, *isostatic* packings exist over a finite range of packing fractions from  $\phi_{\min} \leq \phi_J \leq \phi_{\max}$  in the large-system limit, with  $\phi_{\max} \approx 0.853$ . In agreement with previous calculations, we obtain  $\phi_{\min} \approx 0.84$  for  $r > r^*$ , where  $r^*$  is the rate above which  $\phi_J$  is insensitive to rate. We further compare the structural and mechanical properties of isostatic versus hyperstatic packings. The structural characterizations include the contact number, bond orientational order, and mixing ratios of the large and small particles. We find that the isostatic packings are positionally and compositionally disordered, whereas bond-orientational and compositional order increase with contact number for hyperstatic packings. In addition, we calculate the static shear modulus and normal mode frequencies of the static packings to understand the extent to which the mechanical properties of amorphous, isostatic packings are different from partially ordered packings. We find that the mechanical properties of the packings change *continuously* as the contact number increases from isostatic to hyperstatic.

PACS numbers: 83.80.Fg, 61.43.-j, 62.20.-x, 64.75.Gh

## I. INTRODUCTION

The ability to enumerate and classify all of the mechanically stable (MS) packings of frictionless particles is important for understanding glass transitions [1] in atomic, molecular, and colloidal systems, and the structural and mechanical properties of particulate materials such as granular media, foams, and emulsions. For example, if all MS packings in a given system are known, one can measure accurately the frequency with which each MS packing occurs, and determine how the packing frequencies and materials properties depend on the preparation history [2, 3]. Further, MS packing frequencies are important for identifying the appropriate statistical mechanical ensemble for weakly perturbed granular materials [4]. However, since the number of MS packings grows exponentially with the number of particles [5], exact enumeration of static packings is prohibitive for even modest system sizes [6]. Thus, one of the most important outstanding questions in the area of disordered particulate materials is determining how the packing-generation protocol influences the distribution of MS packings and their structural and mechanical properties.

Previous work has suggested that the positional order of MS packings of frictionless spheres increases monotonically with packing fraction and contact number in dense packings [7, 8]. However, the MS packings in these previous studies were created using monodisperse systems, which are prone to crystallization [9], and prepared using the Lubachevsky-Stillinger compression al-

gorithm [10], which is a thermalized packing-generation protocol. In addition, these prior studies did not distinguish the distribution of isostatic MS packings (in which the number of degrees of freedom matches the number of constraints [11]) from the distribution of hyperstatic packings (with more contacts than degrees of freedom). Later work characterized bidisperse systems, which are less prone to crystallization, but focused on microphase-separated states, not amorphous, isostatic packings [12]. However, recent studies on systems composed of 3D monodisperse, frictionless, spherical particles have pointed out that amorphous, isostatic packings can exist over a finite range of packing fraction in the large-system limit, with no correlation between positional order and packing fraction [13, 14]. Moreover, simulations [15] and experiments [16] on two-dimensional systems also suggest a finite range of jamming onsets rather than a single packing fraction in the large system limit.

Further, the body of work on jammed particulate systems has emphasized the concept of point J, *i.e.* that there is a single packing fraction at which jamming occurs in the large system limit [17, 18]. Since amorphous, isostatic packings can exist over a finite range of packing fractions, the onset of jamming should not be classified as a point in the jamming phase diagram, but rather as a region of finite extent. It has also been argued that the wide distribution of packing fractions at which the onset of jamming occurs in small periodic systems [17] is related to the finite range of packing fractions over which amorphous, isostatic packings occur in the large system limit [19]. However, it has not been proved that these

two effects are directly connected.

A number of overarching questions related to the connection between positional order, isostaticity, and material properties of static packings remain open. For example, can isostatic or nearly isostatic packings possess significant positional order and if so, what are the fundamental differences in the normal modes and mechanical properties between those that do and do not possess significant positional order? This question is particularly important since recent studies have emphasized that *amorphous*, isostatic packings possess an excess of low-frequency normal modes [20, 21] over that for harmonic, ordered solids.

In addition, previous work has drawn a strong contrast between amorphous packings and configurations with crystalline order [22]. However, how different are the structural and mechanical properties of amorphous versus partially ordered particulate systems? For example, it is possible that the amorphous regions in the interstices between ordered domains in partially crystalline materials dominate the structural and mechanical properties, in which case their properties would be similar to amorphous packings. At the very least, one would assume that there is not a strong difference between the mechanical properties of isostatic and only slightly hyperstatic packings that possess significant positional order.

In this article, we describe extensive computer simulations of collections of frictionless, bidisperse disks with short-range repulsive interactions to address two important, open questions: 1. What is the range of packing fractions over which amorphous, isostatic static packings occur with similar structural and mechanical properties, and 2. How do the structural and mechanical properties of static packings change with the deviation in the contact number at jamming onset from the isostatic value,  $z_J - z_{\text{iso}}$  [23]? Using two distinct packing-generation protocols, we construct scatter plots for more than  $10^4$  static packings characterized by the contact number, packing fraction, measures of positional order, and mechanical properties. The first protocol involves thermally quenching equilibrated liquid configurations to zero temperature over a range of thermal quench rates  $r$  followed by compression and decompression in small steps to reach packing fractions  $\phi_J$  at jamming onset. For the second, we seed the system with initial configurations that promote micro- and macrophase-separated packings followed by compression and decompression to  $\phi_J$ .

Our main results are fourfold: 1. Isostatic, amorphous packings exist over a finite range of packing fraction from  $\phi_{\text{min}}$  to  $\phi_{\text{max}}$  in the large system limit, with similar structural and mechanical properties. 2. In agreement with previous calculations, we obtain  $\phi_{\text{min}} \approx 0.84$  for  $r > r^*$ , where  $r^*$  is the rate above which  $\phi_J$  is insensitive to rate. In contrast,  $\phi_{\text{max}}$  depends sensitively on quench rate, system size, and boundary conditions. 3) The amorphous, isostatic packings coexist with an abundance of hyperstatic, microphase- and macrophase-separated packings.

4) When considering the full ensemble of static frictionless packings, the packings possess structural and mechanical properties that span a continuous range from amorphous to partially ordered to ordered in contrast to the results and interpretations of recent studies [24, 25].

The remainder of the manuscript will be organized as follows. In Sec. II, we describe the computational system we consider and the two protocols we employ to generate static frictionless disk packings. In Sec. III, we present our results, which include characterizations of the structural (packing fraction, contact number, and several order parameters to detect positional and compositional order) and mechanical (shear modulus and eigenvalues of the dynamical matrix [3]) properties of more than  $10^4$  static packings and comparisons of these properties for isostatic and hyperstatic configurations. Finally, in Sec. IV, we provide our conclusions and promising future research directions.

## II. PACKING-GENERATION PROTOCOLS

We focus on well-characterized two-dimensional systems composed of  $N$  bidisperse disks (50-50 by number), each of mass  $m$ , with diameter ratio  $d = \sigma_l/\sigma_s = 1.4$  [12, 17, 26], within square, periodic simulation cells with side length  $L$ . We consider frictionless particles that interact through the finite-range, purely repulsive spring potential. The total potential energy per particle is given by

$$V = \frac{\epsilon}{2N} \sum_{i>j} \left(1 - \frac{r_{ij}}{\sigma_{ij}}\right)^2 \Theta\left(1 - \frac{r_{ij}}{\sigma_{ij}}\right), \quad (1)$$

where  $r_{ij}$  is the center-to-center separation between disks  $i$  and  $j$ ,  $\epsilon$  is the characteristic energy scale of the interaction,  $\Theta(x)$  is the Heaviside function, and  $\sigma_{ij} = (\sigma_i + \sigma_j)/2$  is the average diameter. We simulated a range of system sizes from  $N = 256$  to 8192 particles to assess finite size effects. Energy, length, and time scales are measured in units of  $\epsilon$ ,  $\sigma_s$ , and  $\sigma_s \sqrt{m/\epsilon}$ , respectively.

The packing fraction  $\phi_J$  at which jamming occurs and the structural and mechanical properties of static packings can depend strongly on the packing-generation protocol employed. Our goal is to generate static frictionless MS packings that span the range of contact numbers from the isostatic value  $z_{\text{iso}} = 4$  to the hexagonal crystal value  $z_{\text{xtal}} = 6$  and the range of positional order from amorphous to phase-separated and from partially crystalline to crystalline states. To accomplish this, we investigate two distinct classes of packing-generation protocols: 1) thermal quenching from liquid initial conditions coupled with compression and decompression steps, which typically generates amorphous configurations and 2) compression and decompression steps from initial conditions that promote micro- or macrophase separation [27].

*Protocol 1: Thermal quenching from liquid initial conditions* In this algorithm, we prepare equilibrated, liquid

configurations at high temperature  $T_0 = 10^{-3}$  and in molecular dynamics (MD) simulations quench them to a very low final temperature  $T_f = 10^{-16} \simeq 0$  at fixed packing fraction  $0.8 \leq \phi_i < \phi_{\text{xtal}} = \pi/2\sqrt{3}$  [28] over a time interval  $t$  by rescaling the particle velocities so that the kinetic temperature  $T = N^{-1} \sum_i mv_i^2/2$  obeys

$$T(t) = T_0 e^{-rt}, \quad (2)$$

where  $r$  is the thermal quench rate, which is varied over five orders of magnitude  $10^{-5} \leq r \leq 1$ . We generated 50 equilibrated, independent liquid configurations at  $T_0$  at each  $\phi_i$  by writing out configurations every  $10\tau$ , where  $\tau$  is a decay time obtained from the self-intermediate scattering function at wavenumbers corresponding to the first peak in the structure factor [29].

After reaching a local potential energy minimum at each initial packing fraction  $\phi_i$  and thermal quench rate  $r$ , we input the configurations into an ‘athermal’ algorithm (‘packing finder’) that searches for the nearest static packing in configuration space with infinitesimal particle overlaps. The algorithm has been described in detail in previous work [3]. Briefly, we successively increase or decrease the diameters of the grains (while maintaining the diameter ratio  $d$ ), with each compression or decompression step followed by conjugate gradient minimization of  $V$ . The system is decompressed when the total potential energy per particle at a local minimum is nonzero, *i.e.* there are finite particle overlaps. If the potential energy of the system is zero and gaps exist between particles, the system is compressed. The increment by which the packing fraction is changed at each compression or decompression step is gradually decreased. Numerical details of the algorithm are the same as in Ref. [3]. When this algorithm terminates, we obtain a static packing defined by the particle positions  $\{\vec{r}_1, \vec{r}_2, \dots, \vec{r}_N\}$  and packing fraction  $\phi_J$ . Since we use an energy tolerance (per particle)  $V_{\text{tol}}/\epsilon = 10^{-16}$  for the termination of the energy minimization and compression/decompression scheme in the packing finder, the positions and packing fraction at jamming are extremely accurate with errors at one part in  $10^8$ .

*Protocol 2: Compression and decompression steps from initial conditions that promote order* We will see below in Sec. III that Protocol 1 produces amorphous, isostatic packings. Thus, we seek an algorithm that will generate static packings with variable positional and compositional order. To bias the system toward micro- and macrophase-separated configurations, we seed the packing finder with particular sets of initial conditions. We first divided the unit cell into  $s \times s$  equal-sized partitions, where  $s$  is an even integer that ranged from 2 to 26, and placed approximately  $N/s^2$  large or small particles in alternating partitions to create a checkerboard-like pattern. The particles were placed randomly in each partition. The initial configuration is then input into the packing finder to yield a static packing. In the large  $s$  limit, we expect amorphous static packings, while at intermediate and small  $s$ , we expect micro- and macrophase-separated

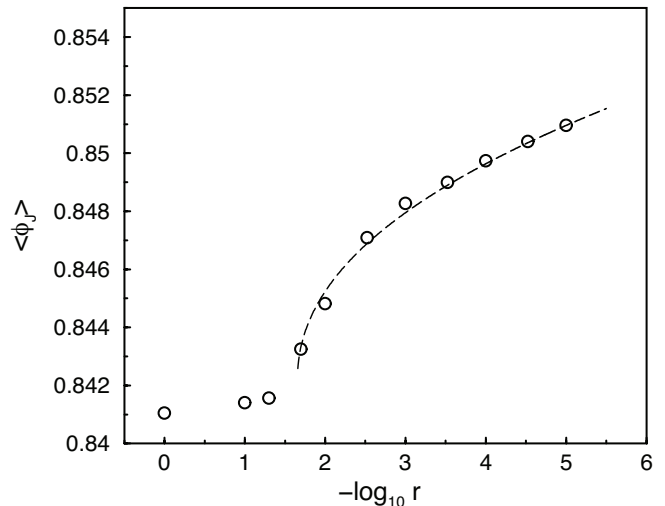


FIG. 1: Average packing fraction  $\langle \phi_J \rangle$  obtained from Protocol 1 as a function of the negative logarithm of the thermal quench rate  $r$  for  $N = 1024$ . Data points at each rate represent an average over typically 300 static, amorphous packings. The dashed line shows the scaling  $\langle \phi_J \rangle \sim [\log_{10}(r - r^*)]^\mu$ , where  $\mu \sim 0.5$  and  $r^* \approx 0.03$  is the thermal quench rate above which  $\langle \phi_J \rangle \approx 0.841$  is independent of  $r$ .

packings. To generate static packings near  $\phi_{\text{xtal}}$  we also divided the unit cell into two partitions and placed the large (small) particles on a hexagonal lattice in a region with area  $A_L = d^2/(1 + d^2) (1 - A_L)$  and then applied the packing finder.

### III. STRUCTURAL AND MECHANICAL PROPERTIES

After generating static packings using the two packing-generation protocols described above, we contrast them by calculating several structural and mechanical properties. The structural characterizations include the packing fraction, contact number, and compositional and positional order parameters. For the packing fraction at jamming onset, we calculate

$$\phi_J = \frac{N\pi}{8} \left( \frac{\sigma_s}{L} \right)^2 (1 + d^2) \quad (3)$$

including all  $N$  particles. For the contact number at jamming, we sum up all overlapping pairs ( $r_{ij} \leq \sigma_{ij}$ ) of particles,  $z_J = N_c/N'$ , where  $N' = N - N_r$ ,  $N_r$  is the number of rattler particles with fewer than three contacts, and  $N_c$  only includes overlapping pairs among the  $N'$  particles within the ‘true’ contact network. It is crucial to perform an error analysis on the contact number  $z_J$ , which is described in Appendix A.

*Packing Fraction* We show results for the average packing fraction  $\langle \phi_J \rangle$  versus thermal quench rate  $r$  over five orders of magnitude obtained from Protocol 1 in Fig. 1. For large rates  $r > r^* \approx 0.03$ , the average packing fraction  $\langle \phi_J \rangle \rightarrow 0.841$  is independent

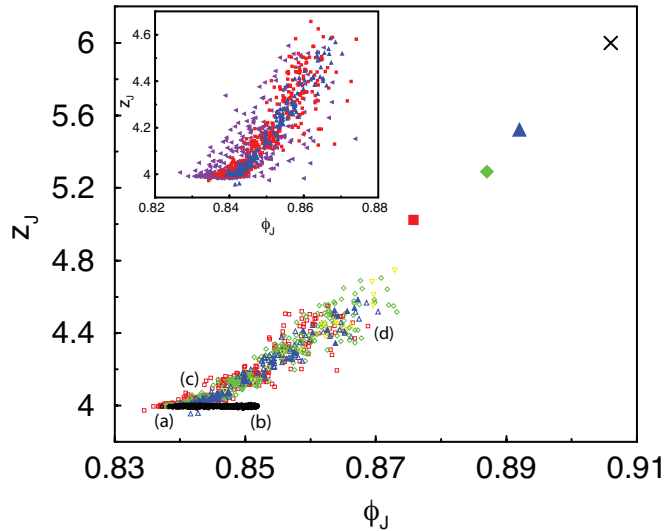


FIG. 2: Scatter plot of the contact number  $z_J$  versus the packing fraction at jamming onset  $\phi_J$ . The open circles indicate static packings that were generated using Protocol 1 for  $N = 1024$ , while all other symbols indicate static packings generated using Protocol 2. The open squares, diamonds, and triangles correspond to  $N = 1024$ , 2048, and 4096, respectively, for all partitions  $s$  and systems with two partitions and random particle placements. The filled squares, diamonds, upward triangles, and downward triangles correspond to  $N = 1024$ , 2048, 4096, and 8192, respectively, for the systems with two partitions and initial crystal lattice positions. The black cross indicates the values  $z_J = 6$  and  $\phi_J = \pi/2\sqrt{3}$  for the hexagonal crystal. The labels (a)-(d) correspond to the images in Fig. 3. The inset shows the system-size dependence for systems with two partitions and random initial positions at  $N = 256$  (leftward triangles), 1024 (squares), and 4096 (upward triangles).

of rate, which agrees with studies that employ athermal compression/decompression packing-generation algorithms [2, 17]. For  $r < r^*$ ,  $\langle \phi_J \rangle$  increases approximately as  $[\log_{10}(r - r^*)]^{0.5}$  with decreasing rate. We emphasize that all packings used to present the data in Fig. 1 are amorphous and isostatic. Since  $\langle \phi_J \rangle$  increases so slowly, it is not possible to approach  $\phi_{\text{xtal}}$  using protocol 1. Using an extrapolation, we estimate that rates below  $10^{-45}$  are required to reach  $\phi_{\text{xtal}}$ , and thus we employed Protocol 2, not 1, to generate compositionally and positionally ordered packings.

*Contact Number* In Fig. 2, we display a scatter plot of the contact number  $z_J$  versus  $\phi_J$  for all static packings (where the contact number is insensitive to the definition of ‘contact’) generated using Protocols 1 and 2. (See Appendix A for a discussion of the sensitivity of the contact number on the definition of contacting particles.) Fig. 2 shows several compelling features. First, nearly all of the static packings obtained from Protocol 1 (open circles) are isostatic with  $z_J = 4$ , but they occur over a range of packing fractions  $\phi_{\min} \leq \phi_J \leq \phi_{\max}$ , where  $\phi_{\min} = 0.837$  and  $\phi_{\max} = 0.853$ . As shown in Appendix A  $\phi_{\max}$  is

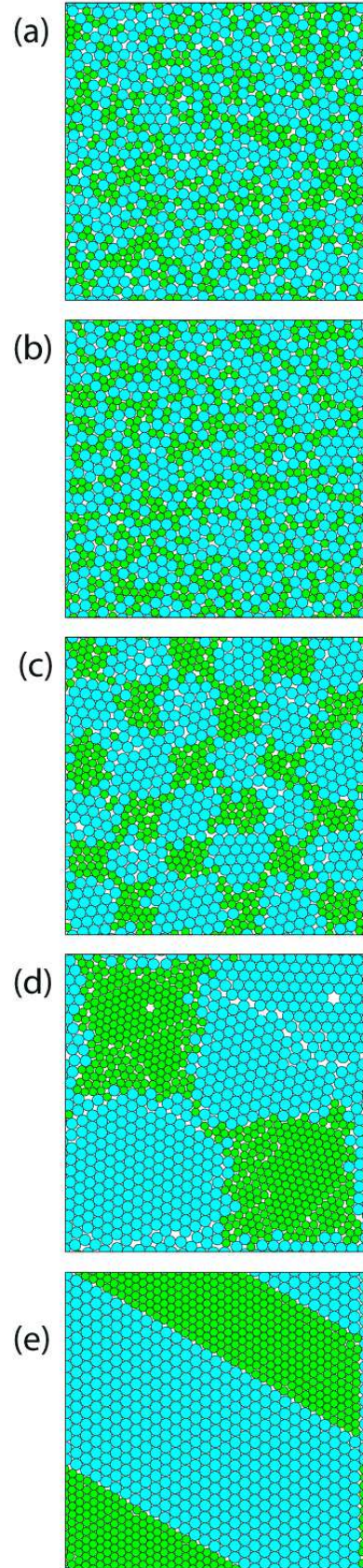


FIG. 3: Images of representative static packings from the scatter plot in Fig. 2 with (a)  $\phi_J = 0.837$ ,  $z_J = 3.99$ , (b)  $\phi_J = 0.853$ ,  $z_J = 4.00$ , (c)  $\phi_J = 0.846$ ,  $z_J = 4.04$ , (d)  $\phi_J = 0.860$ ,  $z_J = 4.41$ , and (e)  $\phi_J = 0.892$ ,  $z_J \simeq 4.1$ . (See Appendix A.)

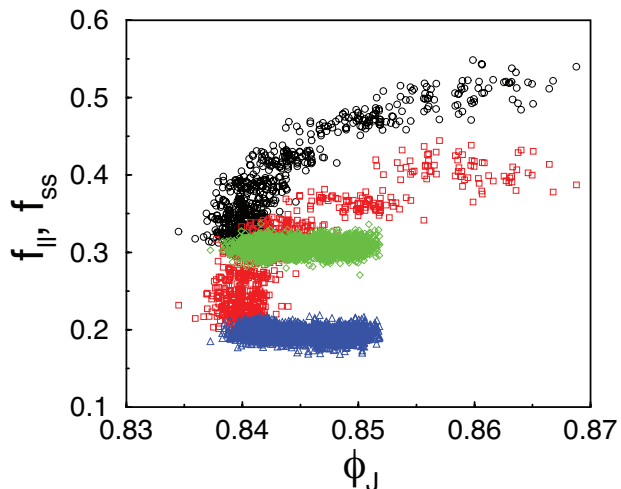


FIG. 4: Scatter plot of the fraction of contacts between two large  $f_l$  or two small particles  $f_{ss}$  versus packing fraction  $\phi_J$  for all static packings from both protocols. The diamonds (circles) and triangles (squares) display data from Protocol 1 (2) for  $f_l$  and  $f_{ss}$ , respectively.

likely only a lower bound for the largest packing fraction at which isostatic packings can occur in these systems. Second, we find a cluster of data points for Protocol 2, for which the average  $z_J$  is strongly correlated—varying roughly linearly—with  $\phi_J$ . The cluster originates near  $\phi_J \approx 0.84$ ,  $z_J = z_{iso} = 4$ . In the inset to Fig. 2, we show that the width of the cluster of data points from Protocol 2 narrows with increasing system size, but the approximate linear relationship between the average  $z_J$  and  $\phi_J$  is maintained. Images of five representative packings from the scatter plot in Fig. 2 are displayed in Fig. 3.

*Compositional Order* We now describe measurements of the compositional and positional order for static packings. For the compositional order, we quantify the fraction of overlapping pairs ( $r_{ij} \leq \sigma_{ij}$ ) that involve two small  $f_{ss}$  or large  $f_l$  particles. A scatter plot of  $f_l$  and  $f_{ss}$  versus  $\phi_J$  for static packings generated from both protocols is shown in Fig. 4. The packings from Protocol 1 show no signs of phase separation with  $f_{ss} + f_l \approx f_{sl} \approx 0.5$  for all packings. In contrast, Protocol 2 generates static packings with a range of compositional order as shown in Fig. 3 (c)-(e). For example, at the largest  $\phi_J$ , the system displays macrophase separation with  $f_{ss} + f_l \approx 1$  and  $f_{sl} \approx 0$ . We find similar results when we define contacting pairs as those with  $r_{ij} \leq r_{min}\sigma_{ij}$ , where  $r_{min}$  is set by the first minimum in  $g(r)$ .

*Bond Orientational Order* To quantify positional order, we calculate the bond orientational order parameter  $\psi_6$ , which measures the hexagonal registry of nearest neighbors [30].  $\psi_6$  can be calculated ‘locally’, which does not consider phase information, or ‘globally’, which allows phase cancellations. A polycrystal will yield a relatively large value for the local bond orientational order

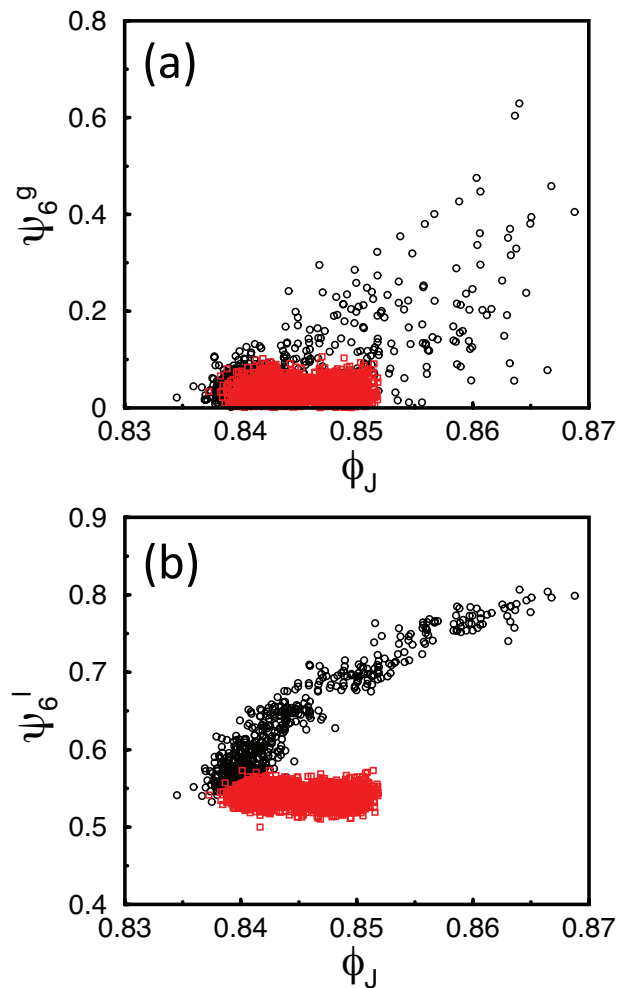


FIG. 5: Scatter plot of the (a) global and (b) local bond orientational order parameters,  $\psi_6^g$  and  $\psi_6^l$ , versus packing fraction for static packings from protocol 1 (squares) and 2 (circles).

parameter  $\psi_6^l$ , even though the global order parameter  $\psi_6^g \sim 1/\sqrt{N_d}$ , where  $N_d$  is the number of polycrystalline domains. Eqs. (4) (global) and (5) (local) provide expressions for the bond orientational order parameters in 2D.

$$\psi_6^g = \frac{1}{N} \left| \sum_{i=1}^N \frac{1}{n_i} \sum_{j=1}^{n_i} e^{6i\theta_{ij}} \right| \quad (4)$$

$$\psi_6^l = \frac{1}{N} \sum_{i=1}^N \frac{1}{n_i} \left| \sum_{j=1}^{n_i} e^{6i\theta_{ij}} \right|, \quad (5)$$

where  $\theta_{ij}$  is the angle between a central particle  $i$  and neighbors  $j$  and  $n_i$  denotes the number of nearest neighbors of  $i$ . Two particles are deemed nearest neighbors if their center-to-center separation  $r_{ij} < r_{min}\sigma_{ij}$ .

The results for the global and local bond orientational parameters  $\psi_6^g$  and  $\psi_6^l$  are shown in Fig. 5. The static

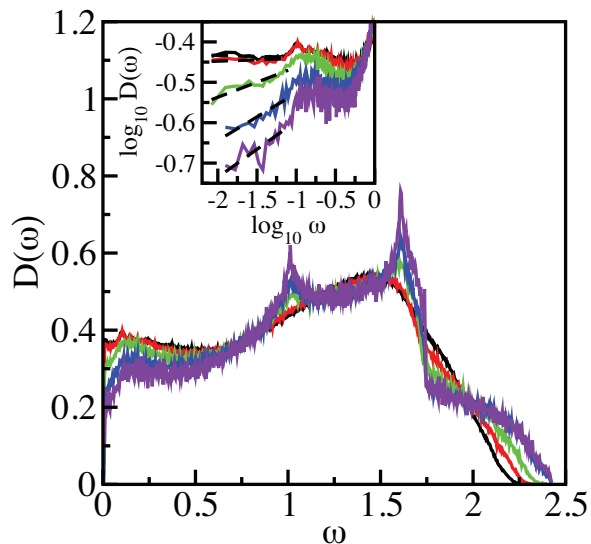


FIG. 6: Density  $D(\omega)$  of normal mode frequencies  $\omega$  for  $N = 1024$  bidisperse frictionless disk packings obtained using Protocols 1 and 2 as a function of the contact number at jamming onset for  $z_J \simeq 4.0$  (black),  $4.0 \leq z_J \leq 4.1$  (red),  $4.1 \leq z_J \leq 4.2$  (green),  $4.3 \leq z_J \leq 4.4$  (blue), and  $4.5 \leq z_J \leq 4.6$  (violet). The inset shows the same data except that it focuses on low frequencies  $\omega < 1$  and includes power-law fits to  $D(\omega) \sim \omega^\alpha$  as dashed lines.

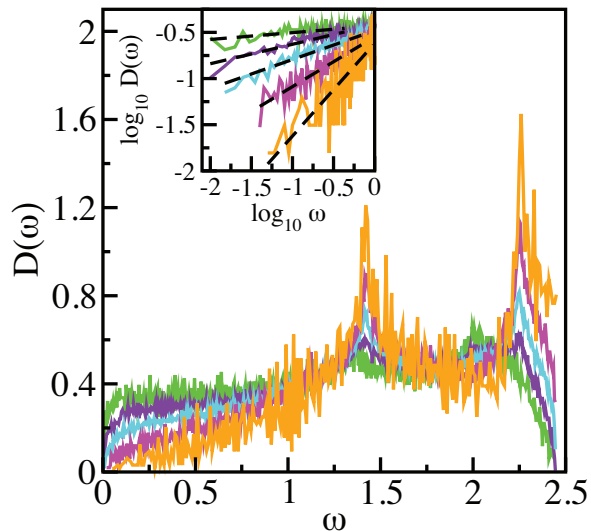


FIG. 7: Density  $D(\omega)$  of normal mode frequencies  $\omega$  for  $N = 1024$  monodisperse frictionless disk packings obtained using Protocol 1 as a function of the contact number at jamming onset for  $4.1 \leq z_J \leq 4.2$  (green),  $4.5 \leq z_J \leq 4.6$  (violet),  $4.9 \leq z_J \leq 5.0$  (cyan),  $5.4 \leq z_J \leq 5.5$  (magenta), and  $z_J \simeq 6.0$  (orange). The inset shows the same data except that it focuses on low frequencies  $\omega < 1$  and includes power-law fits to  $D(\omega) \sim \omega^\alpha$  as dashed lines.

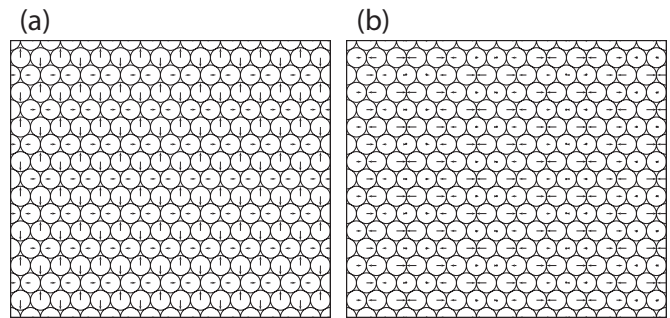


FIG. 8: Eigenvectors corresponding to the modes with frequencies near the (a) first and (b) second peaks in the density of states  $D(\omega)$  for monodisperse packings with  $z_J \simeq 6$  and  $\phi_J \simeq \phi_{\text{xtal}}$  for  $N = 256$ . The size of the eigenvector component for each particle is proportional to the length of the vector associated with each particle.

packings obtained from Protocol 1 possess only local bond orientational order with  $\psi_6^l \approx 0.55$  as found in dense liquids [30], and  $\psi_6^g \sim 1/\sqrt{N}$ . Further, there is no correlation between the packing fraction  $\phi_J$  and global or local bond orientational order. In contrast, for the phase-separated and partially crystalline packings from Protocol 2, we find that there is a strong positive correlation between  $\psi_6^l$  and  $\phi_J$  and a somewhat weaker correlation between  $\psi_6^g$  and  $\phi_J$ .

The static packings from Protocols 1 and 2 have different structural properties. Those from 1 are amorphous and possess similar structural properties even though they exist over a range of packing fraction. In contrast, there is a positive correlation between compositional and positional order and packing fraction for the phase-separated and partially crystalline packings from Protocol 2. We will now describe the mechanical properties of the static packings including the spectrum of normal modes and static shear modulus as a function of contact number and order.

*Spectrum of Normal Modes* The spectrum of normal modes provides significant insight into the structural and mechanical properties of mechanically stable packings [17]. For example, there is evidence that the low-frequency region of the spectrum controls the static shear response of jammed packings [31]. To calculate the spectrum, we diagonalize the dynamical matrix of all possible second derivatives with respect to particle positions evaluated at positions of the static packing—assuming that no existing contacts break and no new contacts form [32]. This yields  $2N' - 2$  nontrivial eigenvalues  $e_i$  after accounting for translational invariance. We consider here only mechanically stable packings, and thus all  $2N' - 2$  of the eigenvalues are nonzero [33].

The density  $D(\omega)$  of normal mode frequencies  $\omega_i = \sqrt{e_i/N}$ , or density of states (DOS), is given by  $D(\omega) = (N(\omega + \delta\omega) - N(\omega))/\delta\omega$ , where  $N(\omega)$  is the number of modes with frequency less than or equal to  $\omega$ . The density of states  $D(\omega)$  for packings of bidisperse frictionless

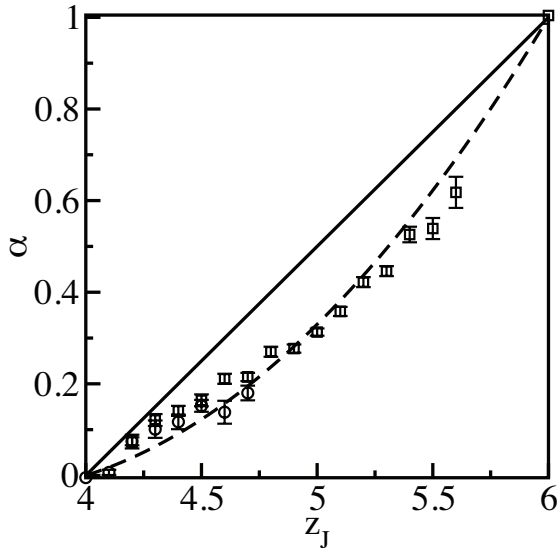


FIG. 9: Power-law exponent  $\alpha$  for the scaling of the density of states with frequency in the limit  $\omega \rightarrow 0$  ( $D(\omega) \sim \omega^\alpha$ ) as a function of contact number at jamming onset  $z_J$  for bidisperse (circles) and monodisperse (squares) packings. (The error bars indicate the error in  $\alpha$  from least-squares analysis.) The dashed line is a fit to Eq. 7 (with  $a = 0.17$ ), which interpolates the data between the limiting values  $\alpha = 0$  at  $z_J = z_{\text{iso}} = 4$  and  $\alpha = 1$  (Debye behavior) at  $z_J = z_{\text{xtal}} = 6$ . The solid line is Eq. 7 with  $a = 0$ .

disks is shown in Fig. 6 as a function of the contact number at jamming onset  $z_J$ . As in previous studies [17], we find that for isostatic systems with  $z_J \simeq 4$ ,  $D(\omega)$  possesses a nearly constant regime at low frequencies, which signals an abundance of low-frequency modes compared to ideal Debye behavior (where  $D(\omega) \sim \omega$  as  $\omega \rightarrow 0$ ) for ideal 2D harmonic solids. For the micro- and macro-phase separated bidisperse packings generated using Protocol 2 with  $z_J \gtrsim 4.1$ , the density of states develops two other interesting features. First,  $D(\omega)$  develops two strong peaks near  $\omega \simeq 1.0$  and  $1.6$  instead of a single broad peak centered near  $\omega \approx 1.4$  for isostatic amorphous systems. (We will see below that these peaks are associated with crystallization.) Second, we observe that as  $z_J$  increases and the packings become hyperstatic, the weight in  $D(\omega)$  at low frequency ( $\omega \lesssim 0.3$ ) decreases. As shown in the inset to Fig. 6, the density of states scales as a power-law

$$D(\omega) \sim \omega^\alpha \quad (6)$$

in the limit  $\omega \rightarrow 0$  with a scaling exponent  $\alpha$  that varies continuously with contact number  $z_J$  as shown in Fig. 9. (See Appendix B for a discussion of the system-size dependence of the exponent  $\alpha$ .) Note, however, that the plateau in the density of states remains largely unchanged in the intermediate frequency regime  $0.3 \leq \omega \lesssim 1$  over a wide range of  $z_J$ , which implies that some of the remarkable features of jamming in isostatic systems also hold for hyperstatic systems.

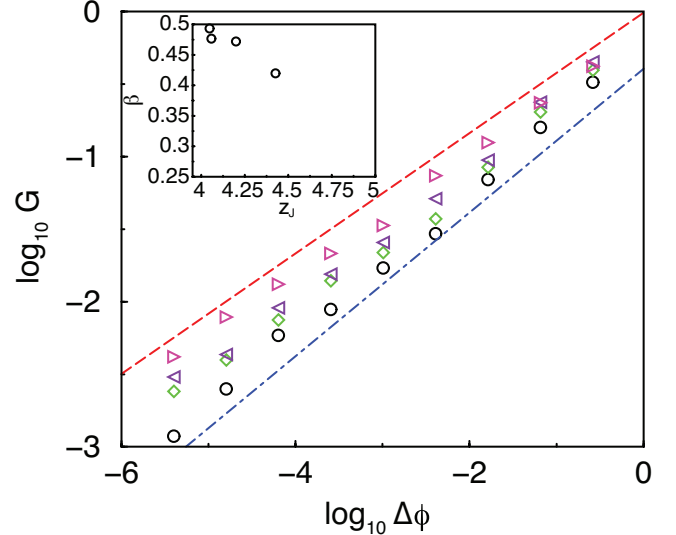


FIG. 10: Static shear modulus  $G$  versus the deviation in packing fraction from the jamming onset  $\Delta\phi = \phi - \phi_J$  for static packings at  $\langle z_J \rangle = 4.0$  (circles), 4.15 (diamonds), 4.35 (left triangles), and 4.55 (right triangles). The long dashed (dot-dashed) line has slope 0.5 (0.4). The inset shows the power-law scaling exponent  $\beta$  for the static shear modulus ( $G \sim (\Delta\phi)^\beta$ ) versus the contact number  $z_J$  at jamming.

To test the generality of the results for the density of states, we also calculated  $D(\omega)$  for monodisperse frictionless disk packings generated using Protocol 1 as shown in Fig. 7. The density of states for monodisperse systems displays similar features to that for bidisperse systems. 1. A plateau in  $D(\omega)$  exists at low to intermediate frequencies for nearly isostatic systems. 2. Strong distinct peaks are located near  $\omega \simeq 1.4$  and  $2.25$  for hyperstatic packings. Eigenvectors that correspond to the two peak frequencies are visualized in Fig. 8. 3. A power-law regime  $D(\omega) \sim \omega^\alpha$  develops in the  $\omega \rightarrow 0$  limit for hyperstatic packings. The exponent  $\alpha$  varies continuously with  $z_J$  with a similar functional dependence to that for bidisperse systems as shown in Fig. 9. A notable difference between bidisperse and monodisperse systems is that a continuous power-law regime in  $D(\omega)$  persists to higher frequencies ( $\omega \sim 1$ ) for monodisperse compared to bidisperse systems.

The dependence of the scaling exponent  $\alpha$  on  $z_J$  is displayed for all bidisperse and monodisperse packings (binned by  $z_J$ ) in Fig. 9. We find that  $\alpha$  increases monotonically with  $z_J$  and use the suggestive empirical form

$$\alpha = (d-1) \frac{z_J - z_{\text{iso}}}{z_{\text{xtal}} - z_{\text{iso}}} + a(z_J - z_{\text{iso}})(z_J - z_{\text{xtal}}), \quad (7)$$

where  $a$  is a fitting parameter, to describe the data between the limiting values  $\alpha = 0$  at  $z_J = z_{\text{iso}}$  and  $\alpha = d-1$  (Debye behavior) at  $z_J = z_{\text{xtal}}$ . The continuous increase in  $\alpha$  from 0 to 1 as the contact number increases sug-

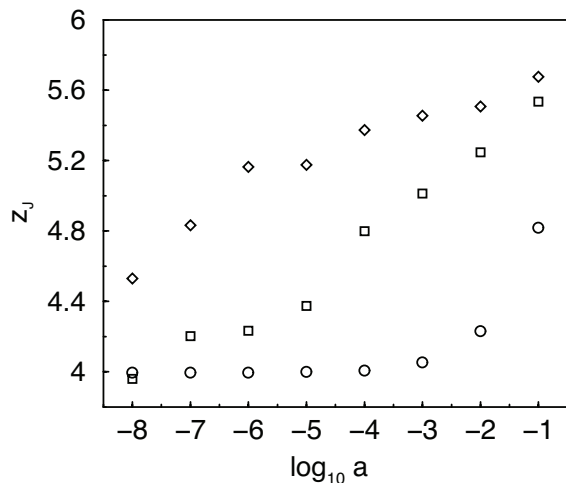


FIG. 11: The contact number  $z_J$  as a function of  $a$ , where the condition  $r_{ij} \leq (1+a)\sigma_{ij}$  determines whether particles  $i$  and  $j$  are in contact. The packings shown are  $N = 1024$ ,  $\phi_J = 0.837$  (circles);  $N = 1014$ ,  $\phi_J = 0.892$  (squares); and  $N = 2390$ ,  $\phi_J = 0.897$  (diamonds).

gests a different scenario for the behavior of the jamming transition as a function of  $z_J$  and positional order compared to the first-order-like transition found as the system compacts above random close packing in simulations of frictional granular materials [25].

*Static Shear Modulus* To measure the static linear shear modulus  $G$ , we slightly deform the system by applying an infinitesimal simple shear strain  $\gamma$  (along the  $x$ -direction with gradient in the  $y$ -direction), allowing the system to relax via energy minimization at fixed strain, and then measuring the resulting shear stress response,  $G = d\Sigma_{xy}/d\gamma$ . In Fig. 10, we show the shear modulus versus the amount of compression  $\Delta\phi = \phi - \phi_J$  for bidisperse packings obtained from Protocols 1 and 2 at several values of  $z_J$ . We find generally that in the limit  $\Delta\phi \rightarrow 0$  the static shear modulus scales as a power-law with  $\Delta\phi$ :

$$G = G_0(\Delta\phi)^\beta, \quad (8)$$

where the scaling exponent  $\beta$  (and prefactor  $G_0$ ) depend on  $z_J$ . As shown in Fig. 10,  $\beta$  decreases steadily from 0.5 to 0.4 as the contact number  $z_J$  at jamming increases. Note that  $\beta = 0.5$  for  $z_J = z_{\text{iso}}$  was obtained in previous work on isostatic packings [17]. The results in Fig. 10 suggest that the critical behavior (*e.g.* power-law scaling of the shear modulus) found in jammed isostatic systems persists when the jamming onset is hyperstatic. Further studies are required to determine whether the scaling exponent for the static shear modulus can be varied over the full range from 0.5 to 0.

#### IV. CONCLUSIONS

Using computer simulations, we generated a large library of mechanically stable packings of bidisperse, fric-

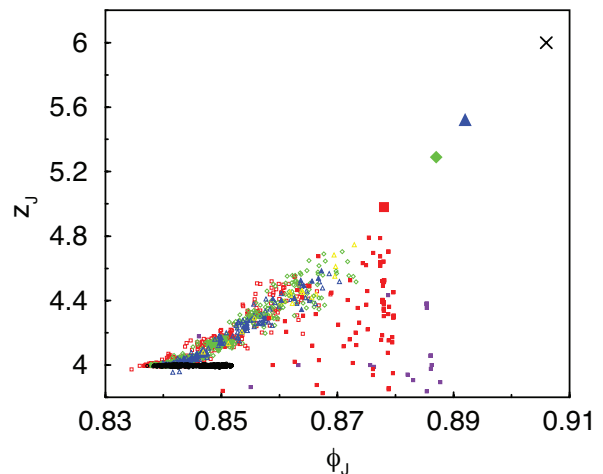


FIG. 12: Contact number  $z_J$  versus packing fraction  $\phi_J$  for the same data in Fig. 2 and an additional set of packings obtained from thermalizing the configurations in Fig. 2 with  $\phi_J > 0.86$  and then identifying the nearest packing. The variation in  $z_J$  increases with  $\phi_J$ .

tionless disks that span a wide range of contact number from  $z_J = z_{\text{iso}} = 4$  to  $z_{\text{xtal}} = 6$  and packing fraction at jamming from  $\phi_J \sim 0.84$  to near  $\phi_{\text{xtal}}$ . We find that there is an amorphous, isostatic branch of packings that spans a finite range in packing fraction in the large-system limit. Over this range of packing fraction, these packings are amorphous with no correlation between bond orientational order or compositional order and  $\phi_J$ . We also find a branch of phase-separated and partially crystalline packings for which the compositional and positional order increase with  $\phi_J$ . In addition, we characterize the mechanical properties of the static packings by measuring the spectrum of normal modes and the static shear modulus. We find that the mechanical properties of the packings vary *continuously* as the contact number and structural and compositional order at jamming onset increase from their isostatic values. In particular, we find that the static shear modulus scales as a power-law in the amount of compression,  $G \sim (\Delta\phi)^\beta$ , and that the low-frequency density of states scales as a power-law in frequency,  $D(\omega) \sim \omega^\alpha$ , and both  $\alpha$  and  $\beta$  vary continuously with contact number at jamming onset. These findings emphasize that jamming behavior in systems with purely repulsive contact potentials occurs over a range of contact numbers, not just near  $z_J = z_{\text{iso}}$  [34–36]. In future studies, we will investigate the relationship between the scaling exponents  $\alpha$  and  $\beta$ , which is likely an important feature of jamming in hyperstatic systems.

#### V. ACKNOWLEDGMENTS

We thank the organizers of the Frontiers in Nonequilibrium Physics and YKIS2009 workshops. We also acknowledge A. Donev, R. Hoy, and M. Shattuck for



helpful conversations. This research was supported by the National Science Foundation under Grant Nos. CBET-0828359 (LS), DMS-0835742 (CO, CS), and PHY-0551164. We thank the Kavali Institute for Theoretical Physics for their hospitality during “The Physics of Glasses: Relating Metallic Glasses to Molecular, Polymeric and Oxide Glasses” Program. This work also benefited from the facilities and staff of the Yale University Faculty of Arts and Sciences High Performance Computing Center and NSF grant no. CNS-0821132 that partially funded acquisition of the computational facilities.

### Appendix A: Error analysis of contact number

In this appendix, we study how sensitive the contact number  $z_J$  is to the definition of whether two particles are in contact. In Fig. 11, we show  $z_J$  versus  $\log_{10} a$  where two disks  $i$  and  $j$  are considered in contact (or overlapping) if  $r_{ij} \leq (1+a)\sigma_{ij}$  for three representative configurations:  $N = 1024$ ,  $\phi_J = 0.837$  (circles);  $N = 1014$ ,  $\phi_J = 0.892$  (squares); and  $N = 2390$ ,  $\phi_J = 0.897$  (diamonds). We see that the contact number is well-defined for amorphous configurations at low packing fractions, *i.e.* the contact number is constant over a wide range of  $a$  that determines whether two particles are in contact. In contrast, for packings with large  $\phi_J$  and significant order as shown in Fig. 3 (e), the contact number varies continuously with  $a$  down to the numerical precision of the particle positions in the simulations ( $a_{\min} \sim 10^{-8}$ ). Thus, at the current numerical precision of the simulations it is difficult to determine  $z_J$  accurately for the partially ordered and ordered configurations. To test the robustness of the contact numbers, we also added weak thermal fluctuations to the packings with  $\phi_J > 0.855$  in Fig. 2 for times significantly shorter than the structural relaxation time, and then found the nearest static packing. This data, shown by the small filled symbols in Fig. 12, possess surprisingly small contact numbers and begin to fill in the region at large  $\phi_J$  and small  $z_J$ . As a result, we only include configurations in Fig. 2 that possess plateaus in  $z_J$  versus  $a$  over a range  $a_{\min} \leq a \leq a_{\max}$  of at least two orders of magnitude.

### Appendix B: Robustness of the Density of States

In this appendix, we test the robustness of our measurements of the the density of states  $D(\omega)$  by (1) studying the system-size dependence of the accumulated frequency distribution  $N(\omega)$  and (2) comparing  $D(\omega)$  for hyperstatic packings at jamming onset with contact number  $z_J$  to that for overcompressed packings at the same contact number  $z = z_J$ .

To eliminate noise from numerical differentiation, we calculate the accumulated distribution  $N(\omega) =$

$\int_0^\omega D(\omega') d\omega'$  (number of modes with frequency less than or equal to  $\omega$ ). For reference, we first show  $N(\omega)$  for

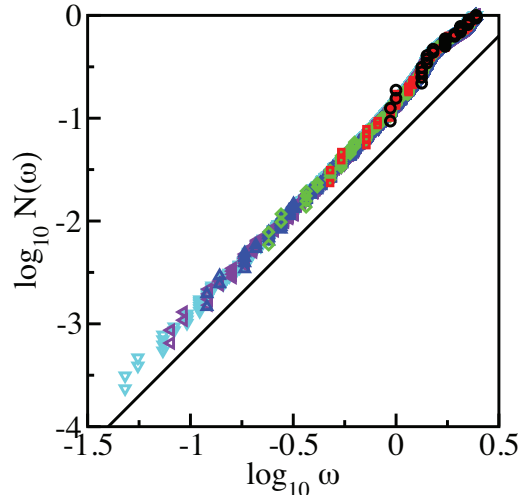


FIG. 13: Number  $N(\omega)$  of normal modes of the dynamical matrix with frequency less than or equal to  $\omega$  for monodisperse packings at jamming onset with  $z_J \simeq 6$  and  $\phi_J \simeq \phi_{\text{xtal}}$  and  $N = 16$  (circles), 64 (squares), 256 (diamonds), 1024 (upward triangles), 2304 (leftward triangles), and 6400 (downward triangles). The solid line has slope 2.

monodisperse packings at jamming onset with  $z_J \simeq 6$  and  $\phi_J \simeq \phi_{\text{xtal}}$  as a function of system size for  $N = 16$  to 6400. The crystalline systems show robust Debye power-law scaling  $N(\omega) \sim \omega^2$  at low frequency for all system sizes.  $N(\omega)$  for bidisperse packings at jamming onset is shown in Fig. 14 for  $4.4 \leq z_J \leq 4.5$  as a function of system size.  $N(\omega)$  displays a power-law scaling with an exponent that approaches  $1 + \alpha = 1.16 > 1$  in the large-system limit. Similar robust scaling exponents are found for all  $z_J$ .

Distinctive features of the density of states  $D(\omega)$  for hyperstatic bidisperse packings at jamming onset are the power-law scaling of  $D(\omega) \sim \omega^\alpha$  at the lowest frequencies, where  $\alpha$  varies continuously with  $z_J$ , and the persistence of the plateau in  $D(\omega)$  at intermediate frequencies over a range of  $z_J$ . Do highly compressed packings display these same features? In Fig. 15, we compare  $D(\omega)$  for hyperstatic packings at jamming onset with  $4.4 \leq z_J \leq 4.5$  and overcompressed packings in the same range of contact number  $z \sim z_J$ . For the overcompressed packings, we find that  $D(\omega) \sim \omega^\alpha$ , with  $\alpha = 1$ , while  $\alpha \approx 0.16$  at the lowest frequencies with a crossover to a plateau at intermediate frequencies for the hyperstatic packings at jamming onset. Thus, hyperstatic packings at jamming onset possess significantly more low-frequency normal modes than overcompressed systems at the same contact number as shown in the inset to Fig. 15.

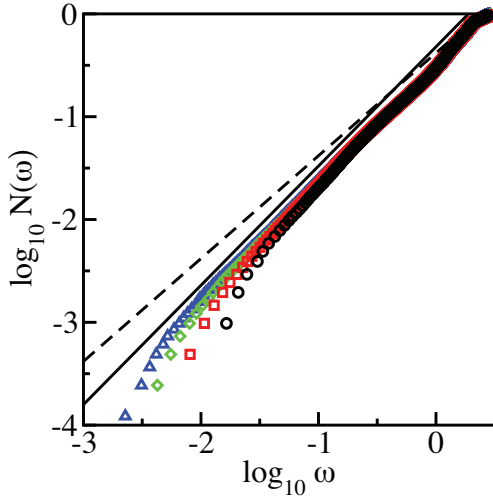


FIG. 14: Number  $N(\omega)$  of normal modes of the dynamical matrix with frequency less than or equal to  $\omega$  for bidisperse packings at jamming onset generated using Protocol 2 with  $4.4 \leq z_J \leq 4.5$  and  $N = 512$  (circles), 1024 (squares), 2048 (diamonds), and 4096 (triangles). The solid (dashed) line has slope 1.16 (1).

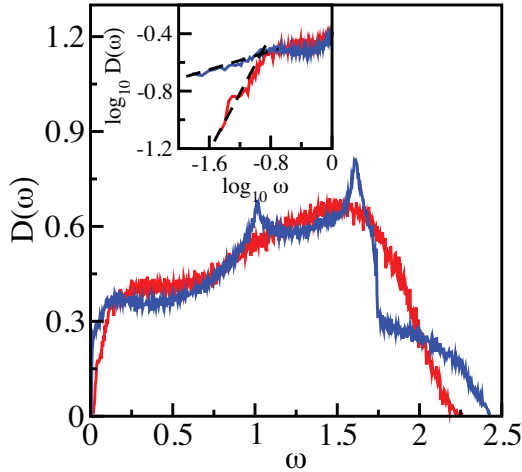


FIG. 15: The density of normal modes  $D(\omega)$  with frequency  $\omega$  for bidisperse packings at jamming onset generated using Protocol 2 with  $4.4 \leq z_J \leq 4.5$  (blue line) and overcompressed packings with contact number  $z$  in the same range (red line). The dashed lines in the inset have slope 0.16 and 1.

- 
- [1] F. H. Stillinger, *Science* **267** (1995) 1935.  
[2] N. Xu, J. Blawdziewicz, and C. S. O'Hern, *Phys. Rev. E* **71** (2005) 061306.  
[3] G.-J. Gao, J. Blawdziewicz, and C. S. O'Hern, *Phys. Rev. E* **74** (2006) 061304.  
[4] C. Song, P. Wang, and H. A. Makse, *Nature* **453** (2008) 629.  
[5] F. H. Stillinger, *Phys. Rev. E* **59** (1999) 48.  
[6] G.-J. Gao, J. Blawdziewicz, C. S. O'Hern, and M. Shattuck, *Phys. Rev. E* **80** (2009) 061304.  
[7] S. Torquato, T. M. Truskett, and P. G. Debenedetti, *Phys. Rev. Lett.* **84** (2000) 2064.  
[8] A. R. Kansal, S. Torquato, and F. H. Stillinger, *Phys. Rev. E* **66** (2002) 041109.  
[9] M. D. Rintoul and S. Torquato, *Phys. Rev. Lett.* **77** (1996) 4198.  
[10] B. D. Lubachevsky, F. H. Stillinger, and E. N. Pinson, *J. Stat. Phys.* **64** (1991) 501.

- [11] A. V. Tkachenko and T. A. Witten, *Phys. Rev. E* **60** (1999) 687.
- [12] A. Donev, F. H. Stillinger, and S. Torquato, *Phys. Rev. Lett.* **96** (2006) 225502.
- [13] P. Chaudhuri, L. Berthier, and S. Sastry, *Phys. Rev. Lett.* **104** (2010) 165701.
- [14] L. Berthier and T. A. Witten, *Phys. Rev. E* **80** (2009) 021502.
- [15] D. Vagberg, P. Olsson, S. Teitel, “Dependence on Jamming on Sample Preparation Protocol: Glassiness, Rigidity, and Jamming of Frictionless Soft Core Disks,” preprint (2010).
- [16] F. Lechenault, O. Dauchot, G. Biroli, and J.-P. Bouchaud, *Europhys. Lett.* **83** (2008) 46003.
- [17] C. S. O’Hern, L. E. Silbert, A. J. Liu, and S. R. Nagel, *Phys. Rev. E* **68** (2003) 011306.
- [18] R. D. Kamien and A. J. Liu, *Phys. Rev. Lett.* **99** (2007) 155501.
- [19] A. J. Liu, M. Wyart, W. van Saarloos, and S. R. Nagel, “The jamming scenario—an introduction and outlook” *Dynamical Heterogeneities and Glasses*, ed. L. Cipeletti, *et al.* (2010).
- [20] L. E. Silbert, A. J. Liu, and S. R. Nagel, *Phys. Rev. Lett.* **95** (2005) 098301.
- [21] X. Mao, N. Xu, and T. C. Lubensky, *Phys. Rev. Lett.* **104** (2010) 085504.
- [22] S. Torquato and F. H. Stillinger, *J. Phys. Chem. B* **105** (2001) 11849.
- [23] Note that we create hyperstatic packings at jamming onset, *i.e.* in the limit where particle overlap is reduced to zero. Our studies are different from those that generate hyperstatic packings by compressing the system [17].
- [24] C. Radin, *J. Stat. Phys.* **131** (2008) 567.
- [25] Y. Jin and H. A. Makse, <http://xxx.lanl.gov/abs/1001.5287> (2010).
- [26] D. N. Perera and P. Harrowell, *Phys. Rev. E* **59** (1999) 5721.
- [27] O. U. Uche, F. H. Stillinger, and S. Torquato, *Physica A* **342** (2004) 428.
- [28] We assume that the largest packing fraction in bidisperse systems is the macrophase-separated packing with  $\phi_J \approx \phi_{\text{xtal}}$  in the large-system limit.
- [29] W. Kob and H. C. Andersen, *Phys. Rev. E* **52** (1995) 4134.
- [30] P. J. Steinhardt, D. R. Nelson, and M. Ronchetti, *Phys. Rev. B* **28** (1983) 784.
- [31] M. Mailman, C. F. Schreck, C. S. O’Hern, and B. Chakraborty, *Phys. Rev. Lett.* **102** (2009) 255501.
- [32] C. F. Schreck and C. S. O’Hern, “Computational methods to study jammed systems,” in *Experimental and Computational Techniques in Soft Condensed Matter Physics*, ed. by J. S. Olafsen, (Cambridge University Press, New York, 2010).
- [33] We use a threshold of  $e_{\min} = 10^{-6}$  above which eigenvalues are deemed nonzero.
- [34] T. Hatano, M. Otsuki, and S. Sasa, *J. Phys. Soc. Jpn.* **76** (2007) 023001.
- [35] T. Hatano, *J. Phys. Soc. Jpn* **77** (2008) 123002.
- [36] M. Otsuki and H. Hayakawa, *Prog. Theoretical Phys.* **121** (2009) 647.