

B Physics (Experiment)

Michal Kreps

KIT, Wolfgang-Gaede-Straße 1, 77131 Karlsruhe, Germany

DOI: will be assigned

In past few years the flavor physics made important transition from the work on confirmation the standard model of particle physics to the phase of search for effects of a new physics beyond standard model. In this paper we review current state of the physics of b -hadrons with emphasis on results with a sensitivity to new physics.

1 Introduction

The start of the b -physics dates back to 1964 when decay of the long lived kaon to two pions and thus the CP violation was observed [1]. It didn't took very long until a proposal for theoretical explanation of CP violation was made. In their famous work, Kobayashi and Maskawa showed that with 4 quarks there is no reasonable way to include the CP violation [2]. Together with it they also proposed several models to explain the CP violation in kaon system, amongst which the 6 quark model got favored over time.

The explanation of the CP violation in the six quark model of Kobayashi and Maskawa builds on the idea of quark mixing introduced by Cabibbo. The quark mixing introduces difference between eigenstates of the strong and weak interaction. The CP violation requires a complex phase in order to provide a difference between process and its charge conjugate. In the four quark model, the quark mixing is described by 2×2 unitarity matrix. With only four quarks, states can be always rotated in order to keep the mixing matrix real and thus quark mixing cannot accommodate the CP violation. Other arguments, which we are not going to discuss here, prevent also suitable inclusion of the CP violation in other parts of the theory. With extension to six quarks, the mixing matrix becomes 3×3 unitarity matrix, called Cabibbo-Kobayashi-Maskawa matrix, V_{CKM} . In this case there is no possibility to rotate away all phases and one complex phase always remains in the matrix. This complex phase of V_{CKM} provides the CP violation in the standard model. The idea has two important implications. First, in addition to three quarks known in early 1970's and predicted charm quark it postulates existence of other two quarks, called bottom and top. Second, despite the tiny CP violation in the kaon system, proposed mechanism predicts large CP violation in the B system. It took almost three decades, but both predictions were experimentally confirmed, first by discovering the bottom quark in 1977 [3] followed by the top quark discovery in 1995 [4, 5] and finally by the measurement of large CP violation in the B^0 system in 2001 [6, 7].

In order to test the Kobayashi-Maskawa mechanism of the CP violation many measurements are performed. In those main aim is to determine the V_{CKM} with a highest possible precision. Tests are often presented in a form of the so called unitarity triangle. It follows from the unitarity requirement of the V_{CKM} . The product of the two columns of the matrix has to be

zero in the standard model. As elements of the matrix are complex numbers, this requirement graphically represents triangle in the complex plane. In the last decade the flavor physics moved towards search for inconsistencies which would indicate presence of a new physics. We omit the charm mixing and CP violation and prospects of starting experiments which are discussed elsewhere in these proceedings. Here we concentrate on the big picture with some emphasis on tensions in various measurements performed by *BABAR*, Belle, CDF, CLEO-c and $D\bar{0}$ experiments.

2 Sides of the unitarity triangle

Looking to the unitarity triangle there are two sets of quantities one can determine, namely angles and sides. In this section we will discuss the status of sides determinations. The sides itself are determined by the V_{td} , V_{ub} and V_{cb} elements of the V_{CKM} . To determine those quantities, two principal measurements are used. First type is the measurement of the B^0 oscillation frequency which determines the V_{td} . Second type is the measurement of branching fraction of semileptonic B decays, which can be translated to the V_{ub} or V_{cb} . As there are no recent results on the B mixing, we concentrate on semileptonic decays and determination of the V_{ub} and V_{cb} .

The determination of the V_{ub} and V_{cb} is based on the $b \rightarrow ul\nu$ and $b \rightarrow cl\nu$ transitions. Advantage of semileptonic transitions is in confinement of the all soft QCD effects into single form factor. In general two complementary approaches exists. The first one is inclusive measurements, where one tries to measure the inclusive rate of the $B \rightarrow X_{(c,u)}l\nu$ rate with $X_{(c,u)}$ denoting any possible hadron containing charm or up quark. The second approach uses exclusive measurements where one picks up a well defined hadron like D^* in the case of V_{cb} measurement. The two approaches are complementary with inclusive being theoretically clean in a first order, while exclusive being much cleaner for experiment, but more difficult for theory. In addition, part of the good properties of the inclusive approach on the theory side is destroyed by a necessity of kinematic requirements on the experimental side. As one needs good control over background in those measurements, it is practically domain of B-factories running with the e^+e^- at the $\Upsilon(4S)$ resonance.

Coming to the current status, determinations of the V_{cb} as well as the V_{ub} has some issues and inconsistencies [8]. In the inclusive determination of the V_{cb} the fit to all information has consistently too small χ^2 . On the other hand in the exclusive determination using $B \rightarrow D^*l\nu$ decays, different measurements are not fully consistent with $\chi^2/ndf = 56.9/21$. This inconsistency is due to the differences between Belle and *BABAR* results rather than inconsistency between old and new measurements. The world average determined from the inclusive measurement is $V_{cb} = (41.5 \pm 0.44 \pm 0.58) \cdot 10^{-3}$, from the $B \rightarrow Dl\nu$ we obtain $V_{cb} = (39.4 \pm 1.4 \pm 0.9) \cdot 10^{-3}$ and from the $B \rightarrow D^*l\nu$ $V_{cb} = (38.6 \pm 0.5 \pm 1.0) \cdot 10^{-3}$. As can be seen, despite the tension in the experimental information from $B \rightarrow D^*l\nu$ decays, the two exclusive determinations agree with each other, but the inclusive approach yields value which is about 2.3σ higher than the one from exclusive determination.

While the determination of the V_{ub} is in principle same as the determination of the V_{cb} , in practice the V_{ub} is much more difficult due to the smallness of the $b \rightarrow ul\nu$ branching fraction compared to the $b \rightarrow cl\nu$. The $b \rightarrow cl\nu$ in this case is a significant background. Kinematic selection to reduce this background destroys possibilities of theory for the precise and reliable calculations. On the inclusive determination side, there are several groups which perform

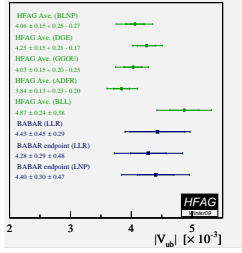


Figure 1: Summary of different inclusive determinations of the V_{ub} from semileptonic $b \rightarrow ul\nu$ decays [8].

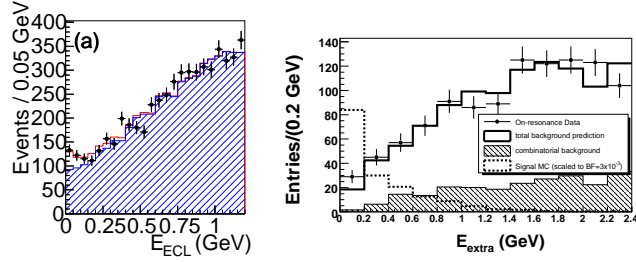


Figure 2: Distribution of the remaining energy in the $B \rightarrow \tau\nu$ searches using semileptonic tag at Belle (left) and fully hadronic tag at BABAR (right).

fits to the experimental data of inclusive decays. On the exclusive side, *BABAR* experiment provides new result on the $B \rightarrow \pi l\nu$ and $B \rightarrow \rho l\nu$. Using their partial branching fraction in different momentum transfer regions together with lattice QCD calculations they derive $|V_{ub}| = (2.95 \pm 0.31) \times 10^{-3}$ [9], which is about 2σ below the inclusive determinations. If this stands, than we have another discrepancy in the sides of unitarity triangle.

Another way of accessing V_{ub} is to use $B^+ \rightarrow \tau\nu$ leptonic decays which proceed through weak annihilation. In the standard model its rate is given by expression

$$BF = \frac{G_F^2 m_B}{8\pi} m_l^2 \left(1 - \frac{m_l^2}{m_B^2}\right)^2 f_B^2 |V_{ub}|^2 \tau_B, \quad (1)$$

where all quantities except of f_B^2 and V_{ub} are well known. Typically one takes input on the f_B^2 and V_{ub} from other measurements and puts constraints on a new physics. Alternatively one can take measured branching fraction together with the prediction for f_B^2 and extract V_{ub} . B-factories provided recently evidence for this decay. Both, Belle and *BABAR* reconstruct one B in a semileptonic or a fully hadronic decay, called tagged, together with identified charged products of the τ decay. In such events, all what should be remaining are neutrinos and therefore one expects zero additional energy. In Fig. 2 we show examples of the distribution of additional energy. The Belle experiment sees evidence on the level of 3.5σ in both tags [10, 11] while *BABAR* experiment obtains excess of about 2.2σ [12, 13]. The world average of the branching fraction of $(1.73 \pm 0.35) \cdot 10^{-4}$ is little higher than the SM prediction of $(1.20 \pm 0.25) \cdot 10^{-4}$ and yields V_{ub} which is in some tension with other determinations.

The result of the $B^+ \rightarrow \tau\nu$ branching fraction brings up the question whether theory prediction from the lattice QCD for the f_B^2 is correct. One way to test predictions is to turn to charm sector where we expect smaller contributions from a new physics. Decay $D_s^+ \rightarrow \tau^+\nu$ is a usual testing ground for calculations. The branching fraction is given by same formula as for $B^+ \rightarrow \tau\nu$ with replacing f_B^2 and V_{ub} by their appropriate counterparts. The branching fraction for $D_s^+ \rightarrow \tau^+\nu$ was measured by CLEO, *BABAR* and Belle experiments and there used to be some discrepancy between the prediction for f_{D_s} and its value extracted from the $D_s^+ \rightarrow \tau^+\nu$ data. Summary of the evolution of this discrepancy is shown in Fig. 3 [14]. Current situation is not too critical anymore as the discrepancy went down from 4σ to 2σ . With this we conclude discussion of sides of the unitarity triangle, where despite lot of the experimental work and large progress several tensions remains.

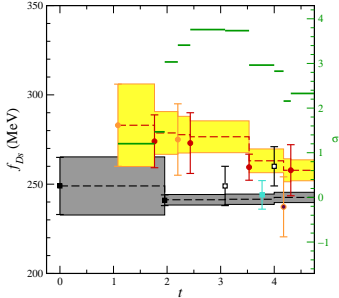


Figure 3: Comparison of the predicted f_{D_s} with experimental results. The circles denote experimental values with the yellow band showing average. The squares show prediction and the gray area theory average. The green lines denote the difference between theory and experiment in Gaussian σ . The time t is measured since June 2005.

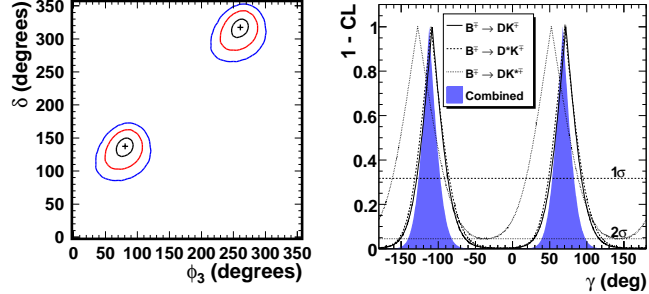


Figure 4: Confidence regions in the plane of strong phase δ and the CKM angle γ/ϕ_3 from Belle experiment (left) and 1-CL for the CKM angle γ from BABAR experiment (right). On the left plot, contours correspond to 1, 2 and 3 standard deviations. On the right plot, separate contours for decays $B^+ \rightarrow D^0 K^+$, $B^+ \rightarrow D^{*0} K^+$, $B^+ \rightarrow D^0 K^{*+}$ and combination of all is shown.

3 Angles of the unitarity triangle

The angles of the unitarity triangle are defined as

$$\alpha = \arg(-V_{td}V_{tb}^*/V_{ud}V_{ub}^*), \quad (2)$$

$$\beta = \arg(-V_{cd}V_{cb}^*/V_{td}V_{tb}^*), \quad (3)$$

$$\gamma = \arg(-V_{ud}V_{ub}^*/V_{cd}V_{cb}^*). \quad (4)$$

As they are give by the phases of complex numbers, their determination is possible only through CP violation measurements. Here we omit determination of the angle α , briefly mention status of the angle β and concentrate on the angle γ which received most of the new experimental information.

The angle β is practically give by the V_{td} phase. One of the process where this CKM matrix element enters is the B^0 mixing. Its best determination comes from the measurement of CP violation due to the interference of decays with and without mixing to a common final state. Using decays to $c\bar{c}$ resonance with neutral kaon *BABAR* extracts using final dataset $\sin 2\beta = 0.687 \pm 0.028 \pm 0.012$ [15]. The latest measurement from Belle experiment gives $\sin 2\beta = 0.642 \pm 0.031 \pm 0.017$ [16]. It is worth to note that both experiments are still statistically limited.

Determination of the angle γ provides important information for tests of a physics beyond standard model. It is determined from the interference of tree level $b \rightarrow c$ and $b \rightarrow u$ transitions and thus having small sensitivity to a new physics. While several different decays are suggested for the determination, all current experimental information comes from the $B^+ \rightarrow D^0 K^+$. In those decays, the $b \rightarrow c$ transition provides $B^+ \rightarrow D^0 K^+$ decay while the $b \rightarrow u$ transitions yields $B^+ \rightarrow \bar{D}^0 K^+$ final state. Thus measurement of the CP violation in the final states which

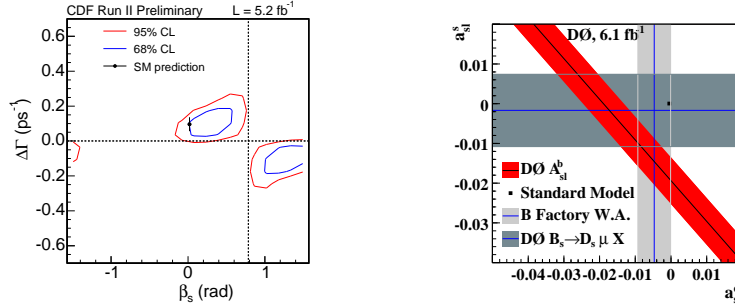


Figure 5: The $\Delta\Gamma_s\text{-}\beta_s$ confidence regions in $B_s \rightarrow J/\psi\phi$ decays from CDF experiment using 5.2 fb^{-1} of data (left). Latest results on the flavor specific asymmetry in semileptonic $B_{(s)}$ decays from DØ experiment (right).

are common to D^0 and \overline{D}^0 is needed. Three different final states are currently used. The first one uses q Cabibbo favored $\overline{D}^0 \rightarrow K^-\pi^-$ with q doubly Cabibbo suppressed $D^0 \rightarrow K^-\pi^+$ [17, 18]. The second method uses a Cabibbo suppressed D^0 decays like $\pi^+\pi^-$, K^+K^- [19]. The third approach uses a Dalitz plot analysis of a $D^0 \rightarrow K_s\pi^+\pi^-$ [20]. The main limitation is that rates are small and up to now there was no significant measurement of the CP violation in those decays. Recently Belle and BABAR experimental announced $\approx 3.5\sigma$ evidence for the CP violation in the $B^+ \rightarrow D^0K^+$ decays with $D^0 \rightarrow K_s\pi^+\pi^-$ [21, 22]. The extracted confidence regions on the angle γ are shown in Fig. 4. Belle experiment extracts $\gamma = (78_{-12}^{+11} \pm 4 \pm 9)^\circ$ and BABAR obtains $\gamma = (68 \pm 14 \pm 4 \pm 3)^\circ$.

4 B_s sector

The CP violation in the B_s meson sector is currently the most exciting place and widely discussed in relation to a new physics. Two results, which are in many models of a new physics related are the measurement of the CP violation in the $B_s \rightarrow J/\psi\phi$ decays and the flavor specific asymmetry in a semileptonic B_s decays.

The origin of the first one is in the interference of the decays with and without B_s mixing. The standard model predicts only tiny CP violation which comes from the fact that all CKM matrix elements entering are almost real. The previous results from Tevatron experiments showed about $1.5\text{-}1.8\sigma$ deviation from the standard model [23, 24] with combination being 2.2σ away. Recently CDF collaboration updated its result with more data and few improvements, which yield the better constraints on the CP violation in $B_s \rightarrow J/\psi\phi$. Resulting 2-dimensional $\Delta\Gamma_s\text{-}\beta_s$ contour is shown in Fig. 5. Overall CDF experiment now observes better agreement between the data and standard model with difference of about 0.8σ . More details on this update can be find in Ref. [25].

The second measurement we present here is measurement of the flavor specific asymmetry in semileptonic b -hadron decays. In the standard model as well as in a large class of new physics models this quantity is predicted to be small. It can be generated or by a direct CP violation or by an asymmetry in the mixing rate between b - and \overline{b} -mesons. Typically direct CP violation is zero as we talk about the most allowed decay amplitude $b \rightarrow c\ell\nu$ which would need

a second contribution to interfere with. As it is not easy to construct a model where a second amplitude with reasonable size would exist typically the direct CP violation is predicted to be zero. The effect of different mixing rates is small for the B^0 due to the small decay width difference and small in the standard model for the B_s due to the small phase involved. $D\bar{O}$ experiment announced a new measurement this year, with a highly improved treatment of systematic uncertainties. They measure $A_{f_s}^b = (-96 \pm 25 \pm 15) \times 10^{-4}$ which is significantly different from the standard model expectation of $A_{f_s}^b = (-2.3_{-0.6}^{+0.5}) \times 10^{-4}$ [26]. If this result is confirmed, it is clear sign of the physics beyond the standard model. For more details see Ref. [27].

5 Rare decays

Rare FCNC transitions are best known outside the flavor physics community for searches of a physics beyond standard model. Prime example is rare $B_s \rightarrow \mu^+\mu^-$ decay, where previous results could put strong constraints on some new physics model, even with limits, which are far from the standard model expectations. The standard model prediction for the branching fraction of $B_s \rightarrow \mu^+\mu^-$ is $(3.6 \pm 0.3) \times 10^{-9}$ [28]. The main difficulty is in suppressing and controlling background. The search for this decays is dominated by the Tevatron experiments. Recently $D\bar{O}$ experiment updated their result using 6.1 fb^{-1} of data which yields upper limit on the branching fraction of $5.2 \cdot 10^{-8}$ at 95% C.L. [29]. The best limit at this moment is one from the CDF experiment using 3.7 fb^{-1} of data and the upper limit of $4.3 \cdot 10^{-8}$ at 95% C.L. [30]. Those are about an order of magnitude above the standard model prediction.

Another example of an FCNC rare process which generates lot of excitement these days is a class of the decays governed by the $b \rightarrow sl^+l^-$ quark level transition with l being a charged lepton. Decays $B^{0,\pm} \rightarrow K^{0,\pm}\mu^+\mu^-$ and $B^{0,\pm} \rightarrow K^{*0,\pm}\mu^+\mu^-$ were already observed. Recently CDF experiment observed also decay $B_s \rightarrow \phi\mu^+\mu^-$ with $\approx 6.3\sigma$ significance using 4.4 fb^{-1} of data [31]. The measured branching fraction is $(1.44 \pm 0.33 \pm 0.46) \cdot 10^{-6}$. As those decays proceed even in the standard model through more than one amplitude, there is a rich phenomenology of interferences. From the interference effects, the forward-backward asymmetry of the muons as a function of dimuon invariant mass is the one which is responsible for the excitement. It is measurement in Belle [32], *BABAR* [33] and CDF [31] experiments and we show results in Fig. 6. While not statistically significant, all three experiments show some departure in the same direction from the standard model. It is going to be interesting to follow future measurements of this quantity.

6 Conclusions

Globally, except of the flavor specific asymmetry in semileptonic b -decays, there is not a significant discrepancy in the global picture of CP violation. On the other hand, there are few discrepancies which are worth to follow in the future. In Fig. 7 we show the global status of the CKM fit [34]. Other determination [35, 36] provide similar picture. All groups see $\approx 2.5\sigma$ improvement of the fit if either constraint from the $B \rightarrow \tau\nu$ or $\sin 2\beta$ is removed from the fit. Other main small discrepancies are in the V_{ub} and the CP violation parameter ϵ_K in the kaon system. It is worth to note that the discrepancy between measured $\sin(2\beta)$ and its prediction from the fit without $\sin(2\beta)$ was pointed out already in 2007 [37].

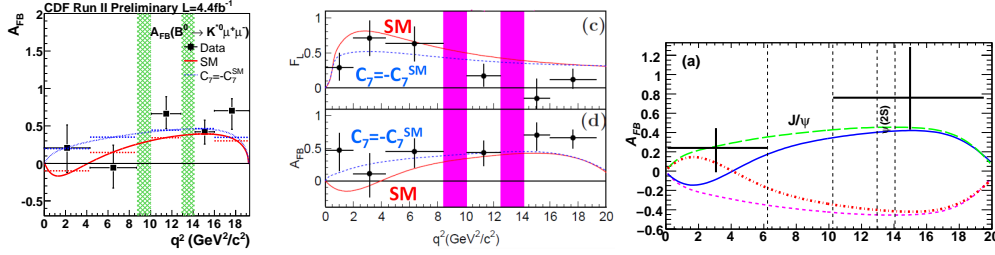


Figure 6: The forward-backward asymmetry of the muon in $B \rightarrow K^* \mu + \mu^-$ decays as a function of dimuon invariant mass from CDF (left), Belle (middle) and *BABAR* (right). The points represent measurement, the red line in CDF and Belle case and the blue line in *BABAR* result show the standard model prediction and the other curves represent a different beyond standard model scenarios. The areas without data points correspond to the charmonium regions which are excluded from the analysis.

On the limited space we could not discuss the charm quark sector, which has strong potential. Its status and prospects at the time of conference can be find in Ref. [38]. The prospects of the LHC in the bottom quark sector were discussed in several contribution, with most relevant one with respect to this work being Ref. [39]. With large expectations whole community is positive about future interesting results and the importance of the flavor physics for discovering and/or understanding a physics beyond standard model.

Acknowledgments

The author would like to thank organizers for the kind invitation to the conference and would like to acknowledge support from the Bundesministerium für Bildung und Forschung, Germany.

References

- [1] J. H. Christenson, J. W. Cronin, V. L. Fitch and R. Turlay, Phys. Rev. Lett. **13** (1964) 138.
- [2] M. Kobayashi and T. Maskawa, Prog. Theor. Phys. **49** (1973) 652.
- [3] S. W. Herb *et al.*, Phys. Rev. Lett. **39** (1977) 252.
- [4] S. Abachi *et al.* [D0 Collaboration], Phys. Rev. Lett. **74** (1995) 2422 [arXiv:hep-ex/9411001].
- [5] F. Abe *et al.* [CDF Collaboration], Phys. Rev. Lett. **74** (1995) 2626 [arXiv:hep-ex/9503002].
- [6] B. Aubert *et al.* [*BABAR* Collaboration], Phys. Rev. Lett. **86** (2001) 2515 [arXiv:hep-ex/0102030].
- [7] K. Abe *et al.* [Belle Collaboration], Phys. Rev. Lett. **87** (2001) 091802 [arXiv:hep-ex/0107061].
- [8] E. Barberio *et al.* [Heavy Flavor Averaging Group], arXiv:0808.1297 [hep-ex] and online update at <http://www.slac.stanford.edu/xorg/hfag>.
- [9] B. Aubert *et al.* [*BABAR* Collaboration], arXiv:1005.3288 [hep-ex].
- [10] K. Ikado *et al.* [Belle Collaboration], Phys. Rev. Lett. **97** (2006) 251802 [arXiv:hep-ex/0604018].
- [11] I. Adachi *et al.* [Belle Collaboration], arXiv:0809.3834 [hep-ex].
- [12] B. Aubert *et al.* [*BABAR* Collaboration], Phys. Rev. D **77** (2008) 011107 [arXiv:0708.2260 [hep-ex]].
- [13] B. Aubert *et al.* [*BABAR* Collaboration], Phys. Rev. D **81** (2010) 051101 [arXiv:0809.4027 [hep-ex]].

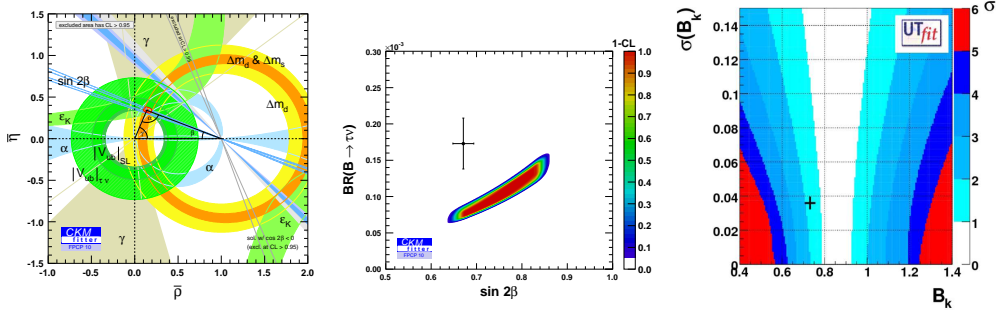


Figure 7: The global status of the unitarity triangle fit from CKMFitter group (left), the graphical representation of the $B \rightarrow \tau\nu$ versus $\sin 2\beta$ disagreement (middle) and the situation with indirect and direct determinations of the parameter proportional to ϵ_K from UTFit group (right). In the middle plot, colored confidence regions show expectation for the $B \rightarrow \tau\nu$ branching fraction from the fit where two quantities are excluded while the point shows experimental results. In the right plot, the colored areas show confidence region of the B_K from the fit without constraint from the CP violation in the kaon system and the cross represents experimental measurement of the quantity.

- [14] A. S. Kronfeld, arXiv:0912.0543 [hep-ph].
- [15] B. Aubert *et al.* [BABAR Collaboration], Phys. Rev. **D79** (2009) 072009. [arXiv:0902.1708 [hep-ex]].
- [16] K. -F. Chen *et al.* [Belle Collaboration], Phys. Rev. Lett. **98** (2007) 031802. [hep-ex/0608039]
- [17] D. Atwood, I. Dunietz, A. Soni, Phys. Rev. Lett. **78** (1997) 3257-3260. [hep-ph/9612433].
- [18] D. Atwood, I. Dunietz, A. Soni, Phys. Rev. **D63** (2001) 036005. [hep-ph/0008090].
- [19] M. Gronau, D. London., Phys. Lett. **B253** (1991) 483-488.
- [20] A. Giri, Y. Grossman, A. Soffer *et al.*, Phys. Rev. **D68** (2003) 054018. [hep-ph/0303187].
- [21] P. del Amo Sanchez *et al.* [BABAR Collaboration], Submitted to: Phys.Rev.Lett.. [arXiv:1005.1096 [hep-ex]].
- [22] A. Poluektov *et al.* [The Belle Collaboration], Phys. Rev. **D81** (2010) 112002. [arXiv:1003.3360 [hep-ex]].
- [23] The CDF Collaboration, CDF Public Note 9458.
- [24] V. M. Abazov *et al.* [D0 Collaboration], Phys. Rev. Lett. **101** (2008) 241801. [arXiv:0802.2255 [hep-ex]].
- [25] E. Puschel, in these proceedings; The CDF Collaboration, CDF Public Note 10206.
- [26] A. Lenz, U. Nierste, JHEP **0706** (2007) 072. [hep-ph/0612167].
- [27] I. Bertram, in these proceedings; V. M. Abazov *et al.* [D0 Collaboration], arXiv:1005.2757 [hep-ex].
- [28] A. J. Buras, Prog. Theor. Phys. **122** (2009) 145-168. [arXiv:0904.4917 [hep-ph]].
- [29] V. M. Abazov *et al.* [D0 Collaboration], arXiv:1006.3469 [hep-ex].
- [30] The CDF Collaboration, CDF Public Note 9892.
- [31] The CDF Collaboration, CDF Public Note 10047.
- [32] J. -T. Wei *et al.* [BELLE Collaboration], Phys. Rev. Lett. **103** (2009) 171801. [arXiv:0904.0770 [hep-ex]].
- [33] B. Aubert *et al.* [BABAR Collaboration], Phys. Rev. **D79** (2009) 031102. [arXiv:0804.4412 [hep-ex]].
- [34] J. Charles *et al.* [CKMfitter Group Collaboration], Eur. Phys. J. **C41** (2005) 1-131. [hep-ph/0406184] and updates at <http://ckmfitter.in2p3.fr>.
- [35] M. Ciuchini *et al.*, JHEP **0107** (2001) 013 [arXiv:hep-ph/0012308] and updates at <http://www.utfit.org>.

- [36] E. Lunghi and A. Soni, Phys. Rev. Lett. **104** (2010) 251802 [arXiv:0912.0002 [hep-ph]].
- [37] E. Lunghi and A. Soni, JHEP **0709** (2007) 053 [arXiv:0707.0212 [hep-ph]].
- [38] T. Mannel, in these proceedings.
- [39] G. Conti, in these proceedings.