

Enhanced Pairing Correlations near Oxygen Dopants in Cuprate Superconductors

Giniyat Khaliullin,¹ Michiyasu Mori,^{2,3} Takami Tohyama,⁴ and Sadamichi Maekawa^{2,3}

¹*Max-Planck-Institut für Festkörperforschung, Heisenbergstrasse 1, D-70569 Stuttgart, Germany*

²*Advanced Science Research Center, Japan Atomic Energy Agency, Tokai-mura, Ibaraki 319-1195, Japan*

³*CREST, Japan Science and Technology Agency, Sanbancho 102-0075, Japan*

⁴*Yukawa Institute for Theoretical Physics, Kyoto University, Kyoto 606-8502, Japan*

(Dated: December 6, 2018)

Recent experiments on Bi-based cuprate superconductors have revealed an unexpected enhancement of the pairing correlations near the interstitial oxygen dopant ions. Here we propose a possible mechanism – based on local screening effects – by which the oxygen dopants do modify the electronic parameters within the CuO_2 planes and strongly increase the superexchange coupling J . This enhances the spin pairing effects locally and may explain the observed spatial variations of the density of states and the pairing gap.

PACS numbers: 74.72.-h, 74.20.-z, 74.62.Dh, 75.30.Et

In terms of global phase behavior, the cuprate families hosting high- T_c superconductivity (SC) are similar: parent compounds are insulating antiferromagnets with $T_N \sim 300 - 400\text{K}$, and become SC once doped charge carriers destroy magnetic order and fermionic bands are developed. This universality manifests that the interactions driving magnetism and superconductivity are mostly confined to the CuO_2 planes common to all the high- T_c cuprates. What is remarkable, however, is that the SC transition temperature T_c broadly varies from one family to another, ranging from $\sim 40\text{K}$ in $\text{La}_{2-x}\text{Sr}_x\text{CuO}_4$ to the values as high as $\sim 140\text{K}$ in Hg-based compounds. A number of ideas concerning the material dependence of T_c have been discussed: the influence of apical oxygens [1], charge ordering effects [2], band structure variations [3], the type of dopant induced disorder [4], etc. Given the high sensitivity of correlated electrons in oxides to external perturbations, all these material specific factors may indeed have a strong impact on how the competition between SC and magnetism is resolved in a particular compound and thus on the T_c values.

Local disorder – an inevitable side effect of chemical doping – triggers also nanoscale phase inhomogeneities commonly observed in cuprates. Signatures of the pairing effects well above the bulk T_c (see, e.g., [5–7]) have led to a notion of “local pairing gaps” and “local T_c ”. Typically, the dopant ions are expected to perturb the lattice and chemical bonds, reduce the electronic mobility, and thus suppress SC in favor of magnetism [4]. Strong enhancement of the pairing correlations near the interstitial oxygen dopant ions in $\text{Bi}_2\text{Sr}_2\text{CaCu}_2\text{O}_{8+\delta}$ reported by McElroy *et al.* [8] was therefore a big surprise. Their scanning tunneling microscopy (STM) data have been nicely reproduced by the model calculations [9] assuming a positive impact of the dopant ions on the pairing potential, and triggered a broad discussion [10–15] on the origin of this striking observation.

Given the essential role of magnetic interactions in cuprates, there has been a strong focus on the possible

increase of the spin exchange coupling J by dopant ions. In principle, this “quantum-chemistry” parameter is sensitive to local electronic structure and widely varies in cuprates, from $\sim 110 - 140\text{meV}$ in SC cuprates to the values as high as $\sim 240\text{meV}$ in a quasi-one dimensional compound Sr_2CuO_3 (see Ref. [16] for related discussions). However, the most detailed calculations [13, 14] found so far only moderate impact of dopants on J .

In this Letter, we propose a mechanism by which the dopant oxygens may indeed strongly enhance the interaction J locally. Our key idea is to go beyond static level structure used in standard calculations of J , by taking into account a dynamical change of electronic parameters due to polarization effects. Different from previous work considering a dopant ion as mere point charge modifying the Madelung potentials on CuO_2 planes (related changes in J are small [13, 14]), we notice that there is a strong covalency between the dopant O_d and closely located apical O_a oxygen electrons, forming a molecular orbital complex (see Fig. 1). In fact, the mixing of O_d and apical O_a orbitals is suggested by experiment [17]. Consider now virtual p - d and d - d charge transitions within the Cu-O-Cu bond that lead to the spin exchange J . We will show that the corresponding excitation energies Δ_{pd} and U are dynamically screened by the polarization of molecular orbitals hence enhancing J . The ionic polarization effects on excitation energies are known [18–20]; here, the effect is greatly amplified due to cooperative response of the spatially extended O_a - O_d - O_a complex having much higher polarizability than that of constituent ions alone. We will also show, by an exact diagonalization of the $t - J$ model, that local enhancement of J leads to the spatial variations in density of electronic states (DOS) observed in STM experiments [7]. Our findings suggest an interesting possibility of quantum-chemistry control of the key interaction J in cuprates.

To begin with, we recall that a dopant oxygen O_d is located between the SrO and BiO planes [8, 10], at the distance $\sim 2.2\text{Å}$ from two apical O_a ions. In the ground

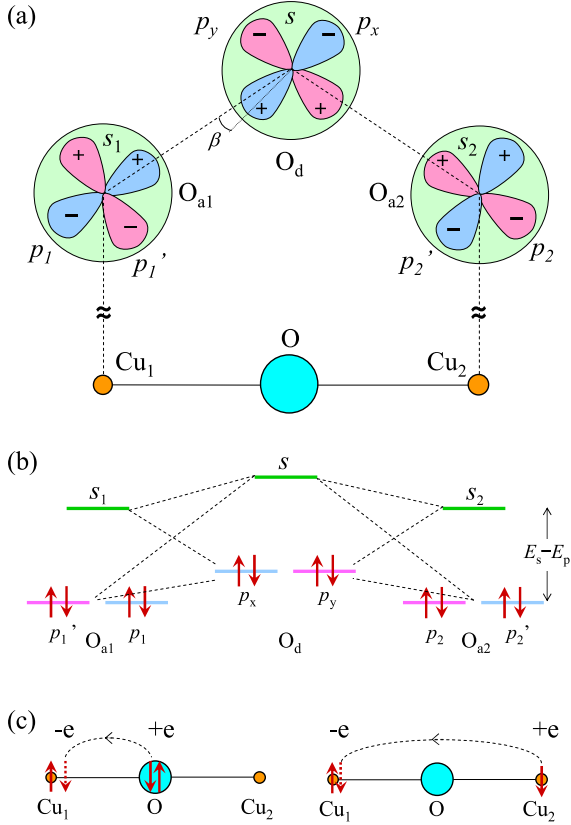


FIG. 1: (color online). (a) The $O_a-O_d-O_a$ molecular complex formed by a dopant O_d and its two apical O_a oxygen neighbors. $2p$ and $3s$ orbitals involved in the polarization process are depicted. (b) The level structure and hopping pathways of these orbitals. (c) Charge disproportionation due to the $p-d$ (left) and $d-d$ (right) electron transfer within the CuO_2 plane. The corresponding excitation energies Δ_{pd} and U are screened by the high-energy transitions between $O_a-O_d-O_a$ molecular orbitals.

state, i.e., before the virtual charge excitation within the CuO_2 plane is made, Hamiltonian of the $O_a-O_d-O_a$ molecule comprises two terms, $H_{mol} = H_{ion} + H_{cov}$, where the first term

$$H_{ion} = [E_p^{(d)}n_p + E_s^{(d)}n_s] + \sum_{a=1,2} [E_p n_p^{(a)} + E_s n_s^{(a)}] \quad (1)$$

stands for the $2p$ and $3s$ electron energies of a dopant ($E_p^{(d)}$) and apical ($E_{p,s}$) oxygen ions: $n_p = p^\dagger p$ and $n_s = s^\dagger s$ are the corresponding particle numbers. Experimental data [8, 17] and band structure calculations [10] suggest that $2p$ level of a dopant O_d is higher than that of apical O_a by several eV's; we will take below $E_p^{(d)} - E_p = 2$ eV (the results are not very sensitive to this parameter). In Eq. (1), summation over the spin direction and $2p$ orbitals lying in the xy plane formed by the $O_a-O_d-O_a$ molecule, see Fig. 1(a), is implied.

The second term in H_{mol} describes the formation of the molecular orbitals due to the hopping between the

dopant and apical oxygen states:

$$\begin{aligned} H_{cov} = & -T_{pp\sigma}[p_x^\dagger(up_1 - vp_2) + p_y^\dagger(up_2 - vp_1)] \quad (2) \\ & -T_{pp\pi}[p_x^\dagger(up_2' + vp_1') + p_y^\dagger(up_1' + vp_2')] \\ & -T_{sp}[p_x^\dagger(us_1 - vs_2) + p_y^\dagger(us_2 - vs_1)] \\ & -T_{sp}[s^\dagger(p_1 + p_2)] - T_{ss}[s^\dagger(s_1 + s_2)] + h.c., \end{aligned}$$

where $u = \cos \beta$, $v = \sin \beta$, and β is the angle between the apical p_1 and dopant p_x orbitals [see Fig. 1(a)]. Strong mixing of electronic states via H_{cov} enhances the polarizability of the $O_a-O_d-O_a$ molecular complex, the effect which goes well beyond a conventional dipolar polarization of oxygen ions alone [18–20].

We use the relation $T_{pp\pi} = -\frac{1}{2}T_{pp\sigma}$ [21] and denote $T_{pp\sigma} \equiv T_{pp}$. The signs in Eq. (2) are dictated by the orbital structure in Fig. 1(a), with a convention $T_{pp}, T_{sp}, T_{ss} > 0$. Since $3s$ orbital is more extended than $2p$ one, a relation $T_{pp} < T_{sp} < T_{ss}$ holds [21]. We assume the scaling $(T_{pp}, T_{sp}, T_{ss}) = T_{pp}(1, \kappa, \kappa^2)$ with a representative value $\kappa = 4/3$, and vary T_{pp} within the 1.5–2.0 eV range. This should be a reasonable estimate for the overlap between rather extended $2p$ oxygen orbitals at distance $R(O_a - O_d) \simeq 2.2$ Å; for comparison, the hopping $t_{pd\sigma}$ between the less extended copper $d_{3x^2-r^2}$ and in-plane oxygen $2p_x$ orbitals at similar distance $R(\text{Cu} - \text{O}) \simeq 1.9$ Å is about -1.8 eV [22].

The exchange J between Cu spins is realized via the virtual hoppings of electrons in the CuO_2 planes. The charges dynamically generated on Cu and O sites during these transitions [see Fig. 1(c)] modify the energy levels of $2p$ and $3s$ electrons on the apical and dopant oxygens: $E_{p,s}^{(a)}(\varphi) = E_{p,s} + \varphi(\vec{r}_a)$ and $E_{p,s}^{(d)}(\varphi) = E_{p,s}^{(d)} + \varphi(\vec{r}_d)$, correspondingly. The energy shifts $\varphi(\vec{r})$ are determined by Coulomb potentials of the virtual charges. For instance, the $p-d$ hopping process creates an extra electron (hole) on Cu (O) sites [Fig. 1(c) left]. The potentials $\varphi(\vec{r}_a), \varphi(\vec{r}_d)$ of these charges cause a dynamical reconstruction of the molecular orbitals and their populations, i.e., polarize the $O_a-O_d-O_a$ complex, which results in the renormalization of the virtual excitation energies.

Under the potential $\varphi(\vec{r})$ of virtual charges, the Hamiltonian of the $O_a-O_d-O_a$ complex becomes $H_{mol}(\varphi) = H_{ion}(\varphi) + H_{cov}$, where $H_{ion}(\varphi) = H_{ion} + H_\varphi$ with

$$\begin{aligned} H_\varphi = & \varphi(\vec{r}_d)(n_p + n_s) + \sum_{a=1,2} \varphi(\vec{r}_a)(n_p^{(a)} + n_s^{(a)}) \\ & + \mu \sum_{a=1,2} \nabla \varphi(\vec{r}_a) [s_a^\dagger (p_a \vec{i} + p_a' \vec{j}) + h.c.]. \quad (3) \end{aligned}$$

The first two terms stand for the energy shifts of $2p$ and $3s$ levels, while the gradient term describes the ionic polarization of apical oxygens (which are close to the CuO_2 plane). Here, $\mu = \langle 2p|r|3s \rangle$ is the dipolar matrix element and the unit vectors \vec{i} and \vec{j} select a proper $2p$ orbital oriented along the gradient $\nabla \varphi$. The value of μ can

be estimated from the polarizability α of O^{2-} ion [18]: $\mu \simeq \frac{1}{2e} \sqrt{\alpha(E_s - E_p)} \simeq 0.5 - 0.6 \text{ \AA}$, considering $\alpha \simeq 2 \text{ \AA}^3$ [23] and the $3s-2p$ level separation $E_s - E_p \simeq 7 - 10 \text{ eV}$ [24]. The gradient term has been included because it may change the orbital populations; however, this purely ionic effect is found to be small.

We assume that the electronic transitions within the $O_a-O_d-O_a$ complex are faster than charge fluctuations in Cu-O-Cu exchange bonds. Indeed, the (inverse) time scale for the polarization process is determined by $3s-2p$ level separation $\sim 10 \text{ eV}$. This is much larger than the Cu-O charge-transfer energy $\Delta_{pd} \sim 3 \text{ eV}$ which is the dominant parameter dictating the strength of Cu-Cu virtual hopping $t = t_{pd}^2/\Delta_{pd}$ [25] and thus J . Approximation of an "instantaneous" polarization simplifies the calculations enabling us to express the screening effects in terms of the energies of $O_a-O_d-O_a$ complex in the initial $[\varphi(\vec{r}) = 0]$ and intermediate $[\varphi(\vec{r}) \neq 0]$ states, i.e., before and after the electron hopping in the CuO_2 plane is made. For a given transition, e.g., Cu-O $p-d$ one, we consider the corresponding Coulomb potentials $\varphi(\vec{r})$ on $O_{1,2}$ and O_d ions and calculate the energies $E_{mol}^{pol} = \langle H_{mol}(\varphi) - H_{mol} \rangle$ and $E_{ion}^{pol} = \langle H_{ion}(\varphi) - H_{ion} \rangle$. These quantities represent the polarization corrections to the $p-d$ charge-transfer energy, with the $O_a-O_d-O_a$ covalency effects included or only considering the ionic polarization, correspondingly. The difference $\delta E = E_{mol}^{pol} - E_{ion}^{pol}$ is precisely what we are looking for: the renormalization of Δ_{pd} due to high-energy response of the $O_a-O_d-O_a$ complex. We find $E_{mol}^{pol} \gg E_{ion}^{pol}$; i.e., the effect is indeed dominated by the polarization of molecular orbitals.

The coupling J is estimated from a familiar expression:

$$J = \frac{4t_{pd}^4}{\Delta_{pd}^2} \left(\frac{1}{U} + \frac{1}{\Delta_{pd} + \frac{1}{2}U_p} \right). \quad (4)$$

Three distinct intermediate states, generated by $p-d$ (Δ_{pd} process), $d-d$ (U process), and so-called pair hopping ($2\Delta_{pd}$ process with two holes on oxygen) transitions, are involved here. For each state, we use the corresponding potential $\varphi(\vec{r})$ and evaluate the polarization corrections to the excitation energies.

As shown in Figs. 2(a) and 3(a), the dopant has a surprisingly strong impact on Δ_{pd} and U values (however, the correction to the $2\Delta_{pd}$ -process is negligible). The effect is sensitive to the hopping T between the apical and dopant orbitals and to the energy $E_s - E_p$ between an empty and occupied states: both parameters directly control the strength of covalency within the $O_a-O_d-O_a$ molecule and thus its polarizability. It is interesting to note that doping by the larger size ions like sulfur S should increase the covalency and enhance the effect.

Having obtained the polarization corrections to excitation energies, we may address the J value, Eq. (4). We assume that $p-d$ hopping t_{pd} is not affected by dopants [26], and calculate the ratio J/J_0 of the spin coupling J on the

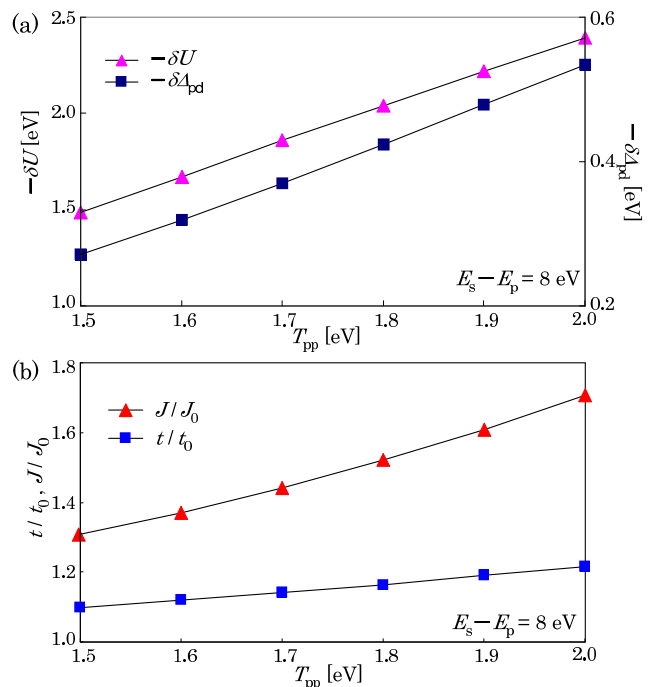


FIG. 2: (color online). (a) Reduction of the Δ_{pd} and U excitation energies due to a polarization of the $O_a-O_d-O_a$ molecular complex, as a function of hopping T_{pp} . (b) Enhancement of a virtual hopping $t = t_{pd}^2/\Delta_{pd}$ and the superexchange coupling J on the Cu-Cu bond below a dopant oxygen.

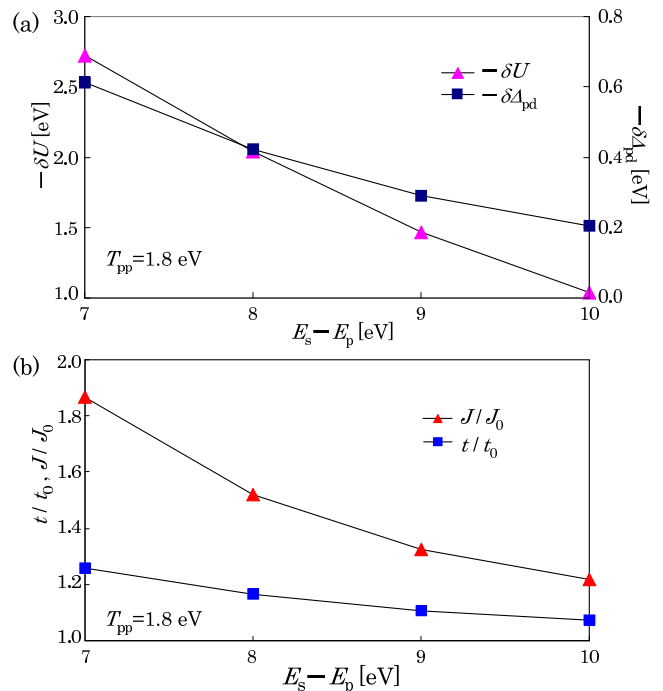


FIG. 3: (color online). (a) Reduction of the Δ_{pd} and U excitation energies as a function of $3s-2p$ energy level separation $E_s - E_p$. (b) Enhancement of t and J values on the Cu-Cu bond below a dopant ion.

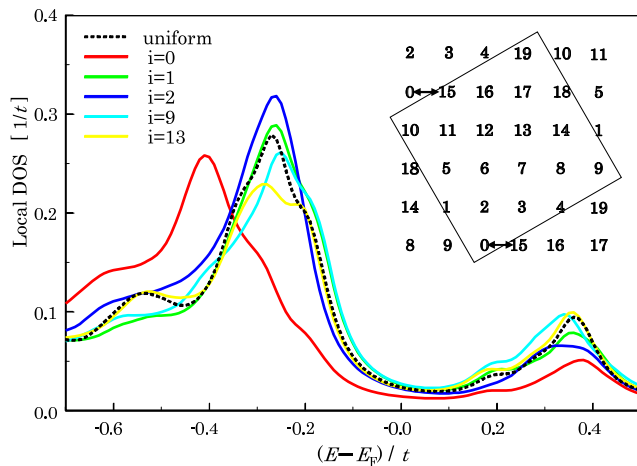


FIG. 4: (color online). Exact diagonalization results for the local DOS (per spin direction) on different sites i ($=0,1,\dots$) of the $t-t'-J$ model cluster shown in the inset. The periodic boundary conditions are applied. The next-nearest-neighbor hopping $t' = -0.4t$. One particular exchange bond indicated by an arrow has an enhanced $J = 1.7J_0$ (compared to $J_0 = 0.4t$ in the "bulk"). On the corresponding sites $i = 0$ or $i = 15$, the spectral weight is suppressed at the Fermi level and transferred to the higher binding energies. The result for $J = J_0$ case is represented by a dotted line.

bond below a dopant oxygen to bare J_0 in the "bulk", using $\Delta_{pd} = 3$ eV, $U = 8$ eV, and $U_p = 4$ eV as the unscreened values. The results are presented in Figs. 2(b) and 3(b), together with $t/t_0 = \Delta_{pd}/(\Delta_{pd} + \delta\Delta_{pd})$ values (note that $\delta\Delta_{pd} < 0$). A dramatic, by a factor of 1.5 or even larger, enhancement of the interaction J is observed, mainly due to an increased effective hopping $t \propto 1/\Delta_{pd}$ (note that $J \propto t^2$).

The above results demonstrate a pronounced effect of the oxygen dopants on magnetic interactions which are believed to be relevant for the pairing in cuprates. To make a closer link with the experiment, we have calculated a local DOS by an exact diagonalization of the $t-J$ model (on 20-site cluster with 2 holes) where a particular bond has an enhanced J value [27]. Reduction of the DOS at the Fermi level and strong shift of the hump feature to higher binding energy is found for sites with large J coupling (see Fig. 4). This is consistent with the normal state data by Pasupathy *et al.* [7], and has a clear interpretation in terms of an enhanced spin singlet pairing near the dopants. Based on the model calculations by Nunner *et al.* [9], it is natural to think that the same correlations are also responsible for the local enhancement of the pairing gaps in the SC state [7, 8]; however, this remains to be clarified since our small cluster calculations cannot directly address the SC state properties.

To summarize, the oxygen dopants have a strong positive impact on magnetic interactions J and enhance the pairing effects locally. The effect is of an entirely dynamical nature and thus goes beyond the band structure

calculations. Apart from the STM experiments, there is an interesting possibility to test our theory by the resonant inelastic x-ray scattering: it monitors the high-energy spin excitations [28], and a broad distribution of J values predicted here can be directly observed.

We thank P. Hirschfeld, T. Hanaguri, A. Yazdani, and B. Keimer for discussions. This work was supported by Grant-in-Aid for Scientific Research and Next-Generation Supercomputer Project from MEXT. G.Kh. thanks YIPQS of YITP at Kyoto University, IMR at Tohoku University, and ASRC at JAEA for kind hospitality.

- [1] Y. Ohta, T. Tohyama, and S. Maekawa, Phys. Rev. B **43**, 2968 (1991); R. Raimondi, J.H. Jefferson, and L.F. Feiner, Phys. Rev. B **53**, 8774 (1996).
- [2] G. Baskaran, Mod. Phys. Lett. B **14**, 377 (2000).
- [3] E. Pavarini *et al.*, Phys. Rev. Lett. **87**, 047003 (2001).
- [4] H. Eisaki *et al.*, Phys. Rev. B **69**, 064512 (2004).
- [5] L. Li *et al.*, Phys. Rev. B **81**, 054510 (2010).
- [6] K.K. Gomes *et al.*, Nature **447**, 569 (2007).
- [7] A.N. Pasupathy *et al.*, Science **320**, 196 (2008).
- [8] K. McElroy *et al.*, Science **309**, 1048 (2005).
- [9] T.S. Nunner, B.M. Andersen, A. Melikyan, and P.J. Hirschfeld, Phys. Rev. Lett. **95**, 177003 (2005).
- [10] Y. He, T.S. Nunner, P.J. Hirschfeld, and H.-P. Cheng, Phys. Rev. Lett. **96**, 197002 (2006).
- [11] M.M. Maška, Z. Śledź, K. Czajka, and M. Mierzejewski, Phys. Rev. Lett. **99**, 147006 (2007).
- [12] S. Petit and M.-B. Lepetit, EPL **87**, 67005 (2009).
- [13] K. Foyevtsova, R. Valentí, and P.J. Hirschfeld, Phys. Rev. B **79**, 144424 (2009).
- [14] S. Johnston, F. Vernay, and T.P. Devereaux, EPL **86**, 37007 (2009).
- [15] S. Okamoto and T.A. Maier, Phys. Rev. B **81**, 214525 (2010).
- [16] Chapter 2 in S. Maekawa *et al.*, *Physics of Transition Metal Oxides* (Springer-Verlag, Berlin, 2004).
- [17] P. Richard *et al.*, Phys. Rev. B **74**, 094512 (2006).
- [18] D.K.G. de Boer, C. Haas, and G.A. Sawatzky, Phys. Rev. B **29**, 4401 (1984).
- [19] J. van den Brink *et al.*, Phys. Rev. Lett. **75**, 4658 (1995).
- [20] M. Mori, G. Khaliullin, T. Tohyama, and S. Maekawa, Phys. Rev. Lett. **101**, 247003 (2008).
- [21] O.K. Andersen, W. Klose, and H. Nohl, Phys. Rev. B **17**, 1209 (1978).
- [22] A.K. McMahan, R.M. Martin, and S. Satpathy, Phys. Rev. B **38**, 6650 (1988).
- [23] R.D. Shannon, J. Appl. Phys. **73**, 348 (1993).
- [24] The $3s - 2p$ level separation $E_s - E_p$ for a negatively charged O^{2-} ion is expected to be less than its value $\simeq 10$ eV for a neutral oxygen atom.
- [25] This $d-d$ virtual hopping should not be confused with the Zhang-Rice singlet hopping t in the $t-J$ model.
- [26] The modulations of t_{pd} and Δ_{pd} induced by structural distortions lead to only small changes in J [14].
- [27] A dopant also increases J on the other closely located bonds, e.g., on 0-2, 0-9, ... links (see inset in Fig. 4), but the effect is smaller and ignored here.
- [28] L. Braicovich *et al.*, Phys. Rev. Lett. **104**, 077002 (2010).