

Kondo Effect of a Vibrating Magnetic Impurity

Satoshi YASHIKI*, Shunsuke KIRINO and Kazuo UEDA

Institute for Solid State Physics, University of Tokyo, Kashiwa 277-8581, Japan

A generalized Anderson model for a magnetic ion in a harmonic potential is formulated. The model is investigated by the numerical renormalization group(NRG) method. In addition to the conventional s -wave screening, the model exhibits phonon assisted p -wave Kondo effect as well as Yu and Anderson type Kondo effect. It is shown that the s -wave Kondo and the Yu-Anderson Kondo belong to the same fixed point. At the boundary between the s -wave and p -wave Kondo regions line of fixed points of the two channel Kondo effect is identified.

KEYWORDS: Kondo effect, impurity Anderson model, electron-phonon coupling, numerical renormalization group, two channel Kondo effect

Filled skutterudite compounds RT_4X_{12} (R = rare earth or alkaline earth element; T =Fe, Ru, Pt, or Os; X =P, As, Ge, or Sb) are characterized by their specific structures which involve a network of cages filled by guest ions. When the radius of the guest ion is smaller than the diameter of the cage, the guest ion vibrates with larger amplitude and smaller frequency than conventional localized modes. Such anharmonic local vibrations are referred to as rattling modes and may lead to novel phenomena of the coupled electron-phonon systems. Recent experiments on $SmOs_4Sb_{12}$ show a large electronic specific heat coefficient linear in T , which is robust against magnetic field.¹⁾ One possible scenario of the unusual behavior is the effect of strong electron-phonon coupling.

When a magnetic ion couples with conduction electrons we expect Kondo effect due to the localized moment. On the other hand, it has been shown by Yu and Anderson(YA) that when conduction electrons couple strongly with ionic vibrations a different type of Kondo effect is expected.²⁾ In this Letter we will study the interplay between the conventional Kondo effect and the Yu-Anderson type one. Concerning the effects of coupling between a magnetic ion and ionic vibrations, Hotta has studied effects of anharmonicity in the Holstein-Anderson model.³⁾ A lattice version of the Holstein-Anderson model is also studied.⁴⁾ In this Letter, we will discuss effects of transverse vibrations on the Kondo effect rather than the breathing type vibrations.

Suppose electron orbitals of a magnetic ion are described by the ℓ -spherical-wave functions. Then the hybridization with the conduction electrons is given by overlap integrals between the ℓ -wave localized orbitals and plane waves. To include the effect of vibrations the origin of the localized orbitals is shifted by \mathbf{Q} which is the coordinate of the ion position. We can expand the overlap integral with respect to \mathbf{Q} . In the zeroth order the localized ℓ -spherical-waves hybridize with the ℓ -partial-waves of conduction electrons. In the first order of \mathbf{Q} , they hybridize with the $\ell + 1$ and $\ell - 1$ partial waves. In the present Letter we will concentrate on the simplest case of s -wave localized orbital. Then the total Hamiltonian

up to the order of \mathbf{Q} is given by the sum of

$$H_{\text{ion}} = \hbar\omega \sum_i a_i^\dagger a_i + \varepsilon_f \sum_\sigma f_\sigma^\dagger f_\sigma + U f_\uparrow^\dagger f_\uparrow f_\downarrow^\dagger f_\downarrow, \quad (1)$$

$$H_c = \sum_{k\sigma} \varepsilon(k) [c_{0\sigma}^\dagger(k) c_{0\sigma}(k) + \sum_i c_{1i\sigma}^\dagger(k) c_{1i\sigma}(k)], \quad (2)$$

$$H_{\text{hyb}} = \sum_{k\sigma} V_0 [c_{0\sigma}^\dagger(k) f_\sigma + (h.c.)] + \sum_{k\sigma} \sum_i V_1 [c_{1i\sigma}^\dagger(k) f_\sigma + (h.c.)] (a_i + a_i^\dagger), \quad (3)$$

where $i=x, y, z$ represent three components of displacement vector as well as the three components of $\ell=1$ partial waves in real representation. In this paper phonons are assumed to be harmonic, and in Eq.(1) a_i is an annihilation operator for the i -component phonon and ω is the frequency of the phonons. Annihilation and creation operators for the localized electrons are described by f_σ and f_σ^\dagger , ε_f is the energy of the localized orbital and U the Coulomb interaction. V_0 is the matrix element of the hybridization of the s -wave channel and concerning the p -wave channel hybridization takes place assisted with phonons with the matrix element V_1 .

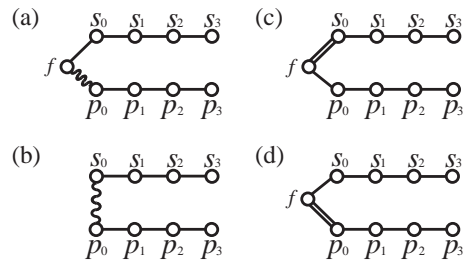


Fig. 1. (Color online) (a) NRG scheme of the present model. The wavy line represents hopping processes accompanied with phonon creation or absorption. (b) The NRG scheme for the original Yu-Anderson model. (c) Low energy fixed point of the conventional s -chK. (d) Low energy fixed point of the p -chK.

To investigate properties of the model we first simplify the model to include vibrations of only one direction, say

*E-mail address: syashiki@issp.u-tokyo.ac.jp

$i=x$. We use the NRG method to analyze the model in detail.^{5,6)} In the NRG algorithm we assume a constant density of states $\rho=1/2D$ with band width of $2D$ and discretize it in logarithmic energy scales controlled by Λ for both the s -wave and p -wave channels. Then the present problem is mapped to the set of Hamiltonians where the localized orbital is coupled with two Wilson chains corresponding to the s -wave and p -wave channels

$$H_N = \Lambda^{\frac{N-1}{2}} \left\{ \frac{\tilde{U}}{2} \left(\sum_{\sigma} f_{\sigma}^{\dagger} f_{\sigma} - 1 \right)^2 + \hbar\tilde{\omega} a^{\dagger} a \right. \\ \left. + \sum_{n=0, \sigma} \Lambda^{-\frac{n}{2}} \xi_n [s_{n, \sigma}^{\dagger} s_{n+1, \sigma} + p_{n, \sigma}^{\dagger} p_{n+1, \sigma} + (h.c.)] \right. \\ \left. + \sum_{\sigma} [\tilde{V}_0 s_{0, \sigma}^{\dagger} f_{\sigma} + \tilde{V}_1 p_{0, \sigma}^{\dagger} f_{\sigma} (a + a^{\dagger}) + (h.c.)] \right\}, \quad (4)$$

where the quantities with tilde are the parameters modified by the logarithmic discretization. Figure.1(a) shows the present system schematically. We assume the electron-hole symmetry and thus the average number of electrons is kept to be one per site.

We first discuss several limiting cases. When the Coulomb interaction is strong electrons in the magnetic ion behave as a magnetic moment. When V_0 is stronger than V_1 , the magnetic moment is quenched mainly through the coupling with the s -channel conduction electrons as temperature is lowered. This situation is a case of standard Kondo effect and will be referred to as s -channel Kondo (s -chK) regime in this Letter. On the other hand, when V_1 is dominant over V_0 , the magnetic moment is screened mainly by the p -wave channel and this regime will be called p -channel Kondo (p -chK) scheme.

When both the Coulomb interaction and the phonon assisted hybridization with the p -wave channel are not important the system may be treated as a renormalized Fermi(RF) chain. An interesting case in the weak Coulomb interaction regime is realized when the electron-phonon coupling V_1 is strong. It is instructive to consider the two-site problem which is described by the following Hamiltonian:

$$H_{2\text{-site}} = \tilde{V}_1 \sum_{\sigma} [p_{0\sigma}^{\dagger} f_{\sigma} + (h.c.)] (a + a^{\dagger}) + \hbar\tilde{\omega} a^{\dagger} a \quad (5)$$

This problem is solved easily by the canonical transformation,⁷⁾ e^{iS} with $S = i\lambda \sum_{\sigma} (-A_{0\sigma}^{\dagger} A_{0\sigma} + B_{0\sigma}^{\dagger} B_{0\sigma}) (a - a^{\dagger})$ where $A_{0\sigma}$ and $B_{0\sigma}$ are the annihilation operator for the antibonding and bonding orbitals, $A_{0\sigma} = \frac{1}{\sqrt{2}}(f_{\sigma} - p_{0\sigma})$ and $B_{0\sigma} = \frac{1}{\sqrt{2}}(f_{\sigma} + p_{0\sigma})$. The coupling constant is given by $\lambda \equiv -V_1/\hbar\omega$. The ground states are doubly degenerate

$$|L\rangle = B_{0\uparrow}^{\dagger} B_{0\downarrow}^{\dagger} |\text{vac}\rangle |\ell\rangle \quad \text{with } |\ell\rangle = e^{-2\lambda(a-a^{\dagger})} |0\rangle \quad (6)$$

$$|R\rangle = A_{0\uparrow}^{\dagger} A_{0\downarrow}^{\dagger} |\text{vac}\rangle |r\rangle \quad \text{with } |r\rangle = e^{2\lambda(a-a^{\dagger})} |0\rangle \quad (7)$$

and the binding energy is $E_{PD} = -4 \frac{2}{1+\Lambda^{-1}} \frac{(V_1)^2}{\hbar\omega}$. In the state $|L\rangle$, the bonding state is doubly occupied by up

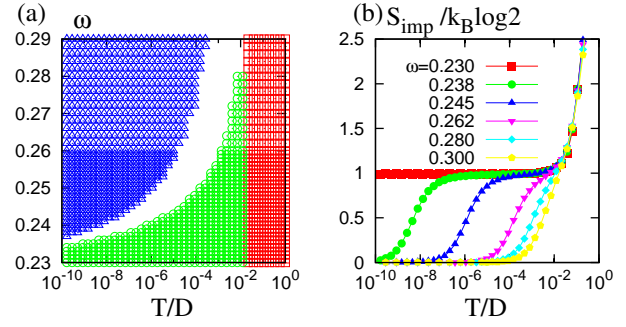


Fig. 2. (Color online) (a) Entropy of the noninteraction Yu-Anderson model. (b) Temperature dependence of entropy for various value of phonon frequency ω . In the panel (a) the red squares are the points where the entropy is larger than $1.1k_B \log 2$ and the green dots are for $0.9k_B \log 2 < S_{\text{imp}} < 1.1k_B \log 2$, and the blue triangles for $S_{\text{imp}} < 0.1k_B \log 2$ with the fixed points corresponding to Fig.1(c).

and down electrons forming a spin-singlet state and the ionic position is shifted to left, while in the state $|R\rangle$, the antibonding state is doubly occupied and the ionic position is shifted to right.

Kondo effects discussed by YA represent screening process of the $|L\rangle$ and $|R\rangle$ states. In the original model of YA, the localized orbital is not introduced and only scattering processes of conduction electrons between the s -wave and p -wave channels are considered. Therefore the original model by YA may be expressed by Fig.1(b). However in the non-interacting case, $U=0$, essential physics of the two models is the same. Therefore the model discussed in this Letter spans the Kondo effects of a magnetic impurity to the YA type Kondo effects (YAK) due to strong electron-phonon coupling. It should be mentioned that the same model as the present one is discussed by Dias da Silva and Dagotto in connection with phonon-assisted tunneling in molecular junctions.⁸⁾

In this Letter, we will show first that YAK are actually realized in the present model by using the NRG and then determine the phase diagram in the U - V_1 plane which clarify the essential physics of the Kondo effects of a vibrating magnetic ion.

Now we will show results of NRG calculations. Concerning the parameters of the NRG, we keep 15,000 states with 50 phonon states and use the cutoff $\Lambda=3.0$.

Let us start from the non-interacting case. Fig.2(b) shows temperature dependence of entropy for the impurity part including entropy associated with the phonon degrees of freedom. For this example the coupling constants are kept fixed, $V_0=V_1 = 0.2$ and the phonon frequency ω is varied. When ω gets smaller more phonons are excited, leading to effectively stronger electron-phonon interaction. For $\omega=0.300$ the entropy is monotonically released as temperature is lowered, which suggests that the system is in the RF chain regime. As ω decreases one can see emergence of a plateau in the entropy curve at around $k_B \log 2$. This is due to formation of polaron doublet(PD) which correspond to $|L\rangle$ and $|R\rangle$. One can see that entropy release after the plateau for $\omega=0.262$,

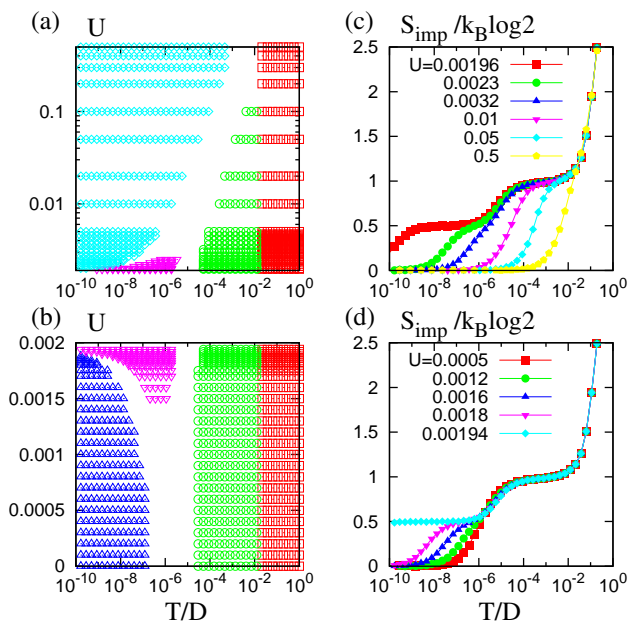


Fig. 3. (Color online) Effect of Coulomb interaction for the Yu-Anderson model. (a) Phase diagram in U - T plane for $U > U_c$, where $U_c = 0.00194$ is the Coulomb interaction where a 2chK is observed. (b) For $U < U_c$. (c) Temperature dependence of entropy for various $U > U_c$. (d) For $U < U_c$. In the panel (a) and (b) the purple triangles (downward) are the points where the entropy is $0.4k_B \log 2 < S_{\text{imp}} < 0.6k_B \log 2$, and the aqua diamonds for $S_{\text{imp}} < 0.1k_B \log 2$ with the fixed points corresponding to Fig.1(d).

0.245, and 0.238 are typical examples of the YAK. To the best of the authors' knowledge this is the first NRG calculation for the spinful YAK. When we proceed to the four-site problem from the two-site problem one can see that matrix elements which connect the bonding and antibonding orbitals appear. Therefore, in the present model matrix elements between the $|L\rangle$ and $|R\rangle$ naturally appears on this level and YAK are found in a reasonable range of parameters. On the contrary, when we use the original YA model, Fig.1(b), and assume complete symmetry between the s - and p -wave channels, there is no matrix elements for the mixing. Therefore higher order processes like two-phonon processes are required for the YAK to be realized.⁹⁾

When ω gets smaller, then the binding energy of the PD becomes larger and the Kondo temperature of the YAK becomes extremely small. Therefore YAK are not seen in the temperature range studied when $\omega < 0.235$. The panel (a) summarizes the results on the entropy in ω - T plane. One can estimate the Kondo temperature of YAK from the middle of the white region.

To see the effects of Coulomb interaction on the YAK, finite U is introduced for a fixed $\omega=0.245$. The results are shown in Fig.3. The panels (b) and (d) show that when the Coulomb interaction is weak the behaviors of the YAK do not change. However, in a narrow range of U around $U=0.00194$ a new plateau appears in the temperature dependence of the entropy. The new plateau region is shown by purple triangles (downward) in the panels (a) and (b). The fact that the entropy at the plateau is

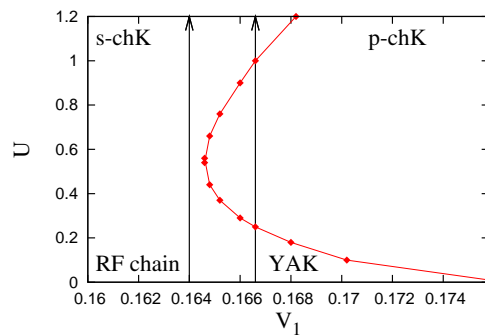


Fig. 4. (Color online) The phase boundary between the s -chK fixed point and the p -chK fixed point.

$(1/2)k_B \log 2$ suggests that the plateau is due to a two-channel Kondo effect (2chK). Actually our analysis of the energy spectrum at this critical U confirms that the new fixed point is the 2chK fixed point.¹⁰⁾ Through the critical $U_c=0.00194$ the plateau region of $k_B \log 2$ at higher temperatures remains for $U < 0.2$ which is of the order of the binding energy of the PD estimated to be 0.24. We have looked susceptibility of the system and it is confirmed that the plateau is due to the PD since there is no enhancement of the susceptibility in this parameter range.

Dias da Silva and Dagotto have found a 2chK behaviors for the set of parameters $V_0=0.2$, $V_1=0.1685$, $U=0.5$, $\omega=0.2$.⁸⁾ We have confirmed that the 2chK behavior is seen for the set of parameters $V_0=0.2$, $V_1=0.1646$, $U=0.5$, and $\omega=0.2$. The small difference of V_1 can be attributed to difference in details of numerical calculations. It is important to figure out the relation between the 2chK fixed point in the intermediate coupling region and the one in the close vicinity of the YAK.

Figure.4 shows the separatrix on which the 2chK behaviors are observed in the U - V_1 plane for $V_0=0.2$, $\omega=0.2$ fixed. When we consider the situation where typical s -chK is observed the energy spectrum for finite systems at the low energy fixed point shows oscillatory behaviors consistent with the schematic Fig.1(c). On the other hand when the system shows p -chK, oscillatory behaviors of the energy spectrum is characterized by Fig.1(d). We have found for any set of parameters the energy spectrum shows one of these behaviors. The separatrix is the boundary between the two behaviors.

The upper left corner of Fig.4 corresponds to s -chK and the upper right corner to p -chK. Therefore it is clear that the boundary in the large U region represents the 2chK whose origin is competition between the s -wave screening and the phonon assisted p -wave screening. The degrees of freedom to be screened is the spin of the localized moment on the magnetic impurity.

Now we decrease U from the region of the s -chK for $V_1 = 0.164$ fixed, Fig.5. For $U = 1.2$, we see a typical Kondo behaviors of the entropy. Around $U=0.5$, in low but finite temperature ranges, we see reminiscent of 2chK behaviors which show that the finite temperature properties are influenced by the unstable 2chK fixed point. For small U the RF chain behaviors are observed.

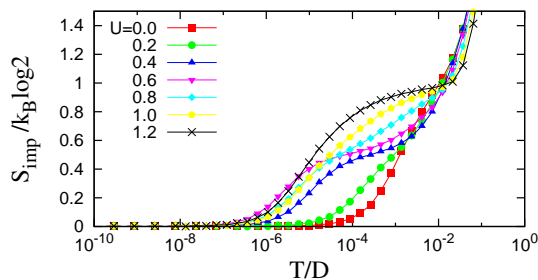


Fig. 5. (Color online) Temperature dependence of entropy for several parameters along the cut $V_1=0.164$ in Fig.4.

On the other hand along the cut of $V_1=0.1666$, Fig.6, we first observe the s -chK behaviors for $U=1.5$ with a shoulder corresponding to $k_B \log 2$ due to the formation of a magnetic moment. Then at $U=0.99$ the first 2chK behaviors is observed. At $U=0.8$ we observe a p -chK behavior influenced by the 2chK fixed point. As we approach the lower boundary at $U=0.25$ we see typical behaviors of the 2chK again. For $U=0.0$ a shoulder at $k_B \log 2$ is seen which is due to the PD. From the phase diagram we have established that the 2chK behaviors in the strong correlation regime is continuously connected to the 2chK in the close vicinity of YAK in the weak correlation regime.

The latter 2chK is associated with the PD. From the point of view of electron states one component of PD, at the two-site level, is the bonding singlet while the other is the antibonding singlet as shown in eq.(6) and (7). These two degrees of freedom may be also described by $\psi_{LS} = \frac{1}{\sqrt{2}}(f_{\uparrow}^{\dagger} f_{\downarrow}^{\dagger} + p_{\uparrow}^{\dagger} p_{\downarrow}^{\dagger})|\text{vac}\rangle$ and $\psi_{PS} = \frac{1}{\sqrt{2}}(f_{\uparrow}^{\dagger} p_{\downarrow}^{\dagger} - f_{\downarrow}^{\dagger} p_{\uparrow}^{\dagger})|\text{vac}\rangle$ which represent local singlet channel and pair singlet channel. For the noninteracting case of the two site problem they have precisely the same weight resulting in the PD. When we attach the s -channel and p -channel chains, the two local singlets will be extended into chains to gain kinetic energy, leading eventually to the same fixed point as the s -chK. On the other hand when U is finite the pair singlet channel becomes more relevant. At the critical point the two channels exactly balance and the 2chK takes place. Important point is that concerning the YAK, the degrees of freedom to be screened are the ion displacement described by $|\ell\rangle$ and $|r\rangle$ and electronic part defines the channels to screen. The two different channels are schematically shown by Fig.1(c) and (d). At this point we would like to comment on the theory by Kusunose and Miyake¹¹⁾ who proposed a possibility of the 2chK for the YAK. They considered that the spin degrees of freedom of conduction electrons played the role of screening channels. However, as the wave functions $|L\rangle$ and $|R\rangle$ show, electronic parts of the PD are spin-singlets and their discussion is not justified for the spinful YAK.

In conclusion we have derived a generalized Anderson model for a vibrating magnetic ion coupled with conduction electrons. We have studied the simplest case of s -wave localized orbital and ion vibrations in one direction. The model shows the s -chK and p -chK as well as

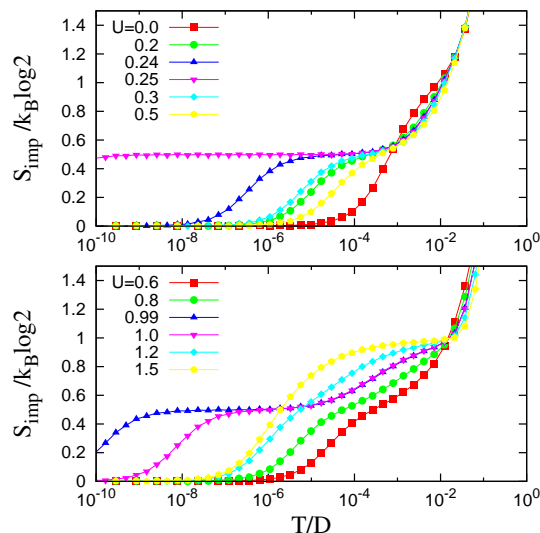


Fig. 6. (Color online) Temperature dependence of entropy for several U along the cut $V_1=0.1666$.

the YAK behaviors. The relation among them is clarified by the NRG calculations. It is shown that there is a 2chK unstable fixed points in the close vicinity of the YAK in weak correlation regime. The boundary is continuously connected with the 2chK behaviors in the strong correlation regime.

The present results suggest that Kondo behaviors, in particular a large mass enhancement, may be realized in a wide range of parameters once the vibration frequency of a magnetic ion is small and the electron-phonon coupling is strong. This mechanism of mass enhancement takes place in the weak correlation regime and therefore is expected to be robust against magnetic fields. In this Letter we have treated only harmonic phonons. However, there is a growing consensus that rattling type anharmonic phonons provide low energy vibration modes with effectively strong coupling.¹²⁻¹⁴⁾ It is an interesting future problem to investigate Kondo effect of a vibrating magnetic ion in strongly anharmonic potential.

This work is supported by Grant-in-Aid on Innovative Areas "Heavy Electrons" (No. 20100208) and also by Scientific Reserch (C) (No.20540347). S.K is supported by JSPS Grant-in-Aid for JSPS Fellows 21-6752.

- 1) S. Sanada, Y. Aoki, H. Aoki, A. Tsuchiya, D. Kikuchi, H. Sugawara and H. Sato: J. Phys. Soc. Jpn. **74** (2005) 246.
- 2) C. C. Yu, P. W. Anderson: Phys. Rev. B **29** (1984) 6165.
- 3) T. Hotta: J. Phys. Soc. Jpn. **76** (2007) 023705; J. Phys. Soc. Jpn. **77** (2008) 103711.
- 4) K. Mitsumoto, Y. Ono: Physica C **426-431** (2005) 330-334.
- 5) K. G. Wilson: Rev. Mod. Phys. **47** (1975) 773.
- 6) H. R. Krishna-murthy, J. W. Wilkins and K. G. Wilson: Phys. Rev. B **21** (1980) 1003.
- 7) I. G. Lang and Yu. A. Firsov: Zh. Eksp. Theor. Fiz. **43** (1962) 1843[Sov.Phys. -JETP **16** (1963) 1301].
- 8) L. G. Dias da Silva, E. Dagotto: Phys. Rev. B **79** (2009) 155302.
- 9) T. Matsuura, K. Miyake: J. Phys. Soc. Jpn. **55** (1986) 610.
- 10) D. L. Cox, A. Zawadowski: Adv. Phys. **47** (1998) No. 5, 599.
- 11) H. Kusunose, K. Miyake: J. Phys. Soc. Jpn. **65** (1996) 3032.

12) T. Dahm and K. Ueda: Phys. Rev. Lett. **99** (2007) 187003.

13) M. Takechi and K. Ueda: J. Phys. Soc. Jpn. **78** (2009) 024604.

14) K. Hattori and H. Tsunetsugu: Phys. Rev. B **81** (2010)

134503.