

# Statics and dynamics of weakly coupled antiferromagnetic spin-1/2 ladders in a magnetic field

Pierre Bouillot,<sup>1</sup> Corinna Kollath,<sup>2,3</sup> Andreas M. Läuchli,<sup>4</sup> Mikhail Zvonarev,<sup>5,6</sup>  
Benedikt Thielemann,<sup>7</sup> Christian Rüegg,<sup>8</sup> Edmond Orignac,<sup>9</sup> Roberta Citro,<sup>10</sup>  
Martin Klanjšek,<sup>11,12</sup> Claude Berthier,<sup>12</sup> Mladen Horvatić,<sup>12</sup> and Thierry Giamarchi<sup>1</sup>

<sup>1</sup>*DPMC-MaNEP, University of Geneva, CH-1211 Geneva, Switzerland*

<sup>2</sup>*Département de Physique Théorique, University of Geneva, CH-1211 Geneva, Switzerland*

<sup>3</sup>*Centre de Physique Théorique, Ecole Polytechnique, CNRS, 91128 Palaiseau Cedex, France*

<sup>4</sup>*Max Planck Institut für Physik komplexer Systeme, D-01187 Dresden, Germany*

<sup>5</sup>*Department of Physics, Harvard University, Cambridge, MA 02138, USA*

<sup>6</sup>*LPTMS, CNRS and Université Paris-Sud, UMR8626, Bat. 100, 91405 Orsay, France*

<sup>7</sup>*Laboratory for Neutron Scattering, ETH Zurich and Paul Scherrer Institute, CH-5232 Villigen, Switzerland*

<sup>8</sup>*London Centre for Nanotechnology and Department of Physics and Astronomy,  
University College London, London WC1E 6BT, United Kingdom*

<sup>9</sup>*LPENSL, UMR 5672, CNRS, F-69364 Lyon Cedex 07, France*

<sup>10</sup>*Dipartimento di Fisica “E. R. Caianiello” and Institute CNR-SPIN,  
Università degli Studi di Salerno, Via Ponte don Melillo, Fisciano, I-84084 Salerno, Italy*

<sup>11</sup>*Jožef Stefan Institute, Jamova 39, 1000 Ljubljana, Slovenia*

<sup>12</sup>*Laboratoire national des Champs Magnétiques Intenses,  
CNRS (UPR3228) Université J. Fourier Grenoble I,  
Université de Toulouse, UPS, INSA, F-38042 Grenoble Cedex 09, France*

(Dated: September 4, 2018)

We investigate weakly coupled spin-1/2 ladders in a magnetic field. The work is motivated by recent experiments on the compound  $(\text{C}_5\text{H}_{12}\text{N})_2\text{CuBr}_4$  (BPCB). We use a combination of numerical and analytical methods, in particular the density matrix renormalization group (DMRG) technique, to explore the phase diagram and the excitation spectra of such a system. We give detailed results on the temperature dependence of the magnetization and the specific heat, and the magnetic field dependence of the nuclear magnetic resonance (NMR) relaxation rate of single ladders. For coupled ladders, treating the weak interladder coupling within a mean-field or quantum Monte Carlo approach, we compute the transition temperature of triplet condensation and its corresponding antiferromagnetic order parameter. Existing experimental measurements are discussed and compared to our theoretical results. Furthermore we compute, using time dependent DMRG, the dynamical correlations of a single spin ladder. Our results allow to directly describe the inelastic neutron scattering cross section up to high energies. We focus on the evolution of the spectra with the magnetic field and compare their behavior for different couplings. The characteristic features of the spectra are interpreted using different analytical approaches such as the mapping onto a spin chain, a Luttinger liquid (LL) or onto a t-J model. For values of parameters for which such measurements exist, we compare our results to inelastic neutron scattering experiments on the compound BPCB and find excellent agreement. We make additional predictions for the high energy part of the spectrum that are potentially testable in future experiments.

PACS numbers: 75.10.Jm, 75.40.Gb, 75.40.Cx, 75.30.Kz

## I. INTRODUCTION

Many fascinating magnetic properties of solids are related to quantum effects<sup>1</sup>. In particular, due to the Pauli principle, the interplay between interactions and kinetic energy can induce a strong antiferromagnetic spin exchange. Such exchange leads to a remarkable dynamics for the spin degrees of freedom. On simple structures, the antiferromagnetic exchange can stabilize an antiferromagnetic order. By variations in dimensionality and connectivity of the lattice a variety of complex phenomena can arise.

Recently, among those effects two fascinating situations in which the interaction strongly favors the formation of dimers have been explored in detail. The first

situation concerns a high dimensional system in which the antiferromagnetic coupling can lead to a spin liquid state made of singlets along the dimers. In such a spin liquid the application of a magnetic field leads to the creation of triplons which are spin-1 excitations. The triplons which behave essentially like itinerant bosons can condense leading to a quantum phase transition that is in the universality class of Bose-Einstein condensation<sup>2-4</sup> (BEC). Such transitions have been explored experimentally and theoretically in a large variety of materials, belonging to different structures and dimensionalities<sup>5</sup>. On the other hand, low dimensional systems behave quite differently. Quantum fluctuations are extreme, and no ordered state is usually possible. In many quasi one-dimensional systems the ground state properties are de-

scribed by Luttinger liquid (LL) physics<sup>6,7</sup> that predicts a *quasi* long range order. The elementary excitations are spin-1/2 excitations (spinons). They behave essentially as interacting spinless fermions. This typical behaviour can be observed in spin ladder systems in the presence of a magnetic field. Although such systems have been studied theoretically intensively for many years in both zero<sup>8-16</sup> and finite magnetic field<sup>2,17-27</sup>, a *quantitative* description of the LL low energy physics remained to be performed specially for a direct comparison with experiments.

Quite recently the remarkable ladder compound<sup>28</sup>  $(C_5H_{12}N)_2CuBr_4$ , usually called BPCB (also known as  $(Hpip)_2CuBr_4$ ), has been investigated. The compound BPCB has been identified to be a very good realization of weakly coupled spin ladders. The fact that the interladder coupling is much smaller than the intraladder coupling leads to a clear separation of energy scales. Due to this separation the compound offers the exciting possibility to study both the phase with Luttinger liquid properties typical for low dimensional systems *and* the BEC condensed phase typical for high dimensions. Additionally, the magnetic field required for the realization of different phases lies for this compound in the experimentally reachable range. The LL predictions have been quantitatively tested for magnetization and specific heat<sup>29</sup>, nuclear magnetic resonance<sup>30</sup> (NMR) and neutron diffraction<sup>31</sup> measurements. Additionally the BEC transition and its corresponding order parameter have experimentally been observed by NMR<sup>30</sup> and neutron diffraction measurements<sup>31</sup>.

In addition, the excitations of this compound have recently been observed by inelastic neutron scattering<sup>32,33</sup> experiments (INS). These are directly related to the dynamical correlations of spin ladders in a magnetic field. These dynamical correlations have hardly been investigated so far. The direct investigation of such excitations is of high interest, since they not only characterize well the spin system, but the properties of the triplon/spinon excitations are also closely related to the properties of some itinerant bosonic/fermionic systems. Indeed using such mappings<sup>6</sup> of spin systems to itinerant fermionic or bosonic systems, the quantum spin systems can be used as quantum simulators to address some of the issues of itinerant quantum systems. One of their advantage compared to regular itinerant systems is the fact that the Hamiltonian of a spin system is in general well characterized, since the spin exchange constants can be directly measured. The exchange between the spins would correspond to short range interactions, leading to very good realization of some of the models of itinerant particles, for which the short range of the interaction is usually only an approximation. In that respect quantum spin systems play a role similar to the one of cold atomic gases<sup>34</sup>, in connection with the question of itinerant interacting systems.

In this paper, we present a detailed calculation of the properties of weakly coupled spin-1/2 ladders. We fo-

cus in particular on their dynamics and their low energy physics providing a detailed analysis and a *quantitative* description necessary for an unbiased comparison with experiments. More precisely, we explore the phase diagram of such a system computing static quantities (magnetization, specific heat, BEC critical temperature, order parameter) and the NMR relaxation rate, using a combination of analytic (mostly Luttinger liquid theory and Bethe ansatz (BA)) and numerical (mostly density matrix renormalization group (DMRG) and quantum Monte Carlo (QMC)) techniques. We compare our results with the various measurements on the compound BPCB. A short account of some of these results in connection with measurements on BPCB was previously published in Refs. 29–31. We here extend these results and give the details on how the theoretical results were obtained. Motivated by recent experimental measurements, we further investigate the excitation spectra and dynamical correlation functions at high and intermediate energies, for which a theoretical description is very challenging. We show how for the low energy part of the spectrum it is possible to use the mapping to low energy effective theories such as the LL or to a spin chain which can be solved by Bethe ansatz techniques<sup>35,36</sup>. Such a technique does not work, however, for energies of the order of the magnetic exchange of the system. In this manuscript we thus complement such analytical approaches by a DMRG analysis. We use the recent real-time variant to obtain the dynamics<sup>37-40</sup> in real time and the dynamical correlation functions. The same technique can also be used to obtain finite temperature results<sup>41-43</sup>. This allows to obtain an accurate computation of the excitation spectra and correlation functions in the high energy regime. We use different analytical approaches to interpret our numerical results.

The plan of the paper is as follows. Sec. II defines the model of weakly coupled spin ladders. Its basic excitations and phase diagram are introduced as well as the spin chain mapping which proves to be very helpful for the physical interpretations. Sec. III briefly recalls the different analytical (LL, BA) and numerical (DMRG, QMC) techniques which we used to obtain the results described in the present paper. Sec. IV gives a detailed characterization of the phase diagram focusing on the static properties and the NMR relaxation rate. Sec. V presents the computed dynamical correlations of a single spin ladder at different magnetic fields and couplings. The numerical calculations are compared to previous results (link cluster expansion, spin chain mapping, weak coupling approach) and analytical descriptions (LL, t-J model). Sec. VI directly compares the computed quantities to experimental measurements. In particular the theoretical spectra are compared to the low energy INS measurements on the compound BPCB. It also provides predictions for the high energy part of the INS cross section. Finally, Sec. VII summarizes our conclusions and discusses further perspectives.

## II. COUPLED SPIN-1/2 LADDERS

In this section we introduce the theoretical model of weakly coupled spin-1/2 ladders in a magnetic field. We recall its low-temperature phase diagram, paying special attention to the regime of strong coupling along the rungs of the ladder. This regime is particularly interesting since it is realized in the spin-ladder compound  $(\text{C}_5\text{H}_{12}\text{N})_2\text{CuBr}_4$ , customarily called BPCB. We discuss briefly the energy scales for BPCB in the present section, leaving more detailed discussions for Sec. VI.

### A. Model

The Hamiltonian we consider is

$$H_{3D} = \sum_{\mu} H_{\mu} + J' \sum_{\mu} \mathbf{S}_{l,k,\mu} \cdot \mathbf{S}_{l',k',\mu'}. \quad (1)$$

Here  $H_{\mu}$  is the Hamiltonian of the single ladder  $\mu$  and  $J'$  is the strength of the interladder coupling. The operator  $\mathbf{S}_{l,k,\mu} = (S_{l,k,\mu}^x, S_{l,k,\mu}^y, S_{l,k,\mu}^z)$  acts at the site  $l$  ( $l = 1, 2, \dots, L$ ) of the leg  $k$  ( $k = 1, 2$ ) of the ladder  $\mu$ . Often we will omit ladder indices from the subscripts of the operators (in particular, replace  $\mathbf{S}_{l,k,\mu}$  with  $\mathbf{S}_{l,k}$ ) to lighten notation.  $S_{l,k}^{\alpha}$  ( $\alpha = x, y, z$ ) are conventional spin-1/2 operators with  $[S_{l,k}^x, S_{l,k}^y] = iS_{l,k}^z$ , and  $S_{l,k}^{\pm} = S_{l,k}^x \pm iS_{l,k}^y$ .

The Hamiltonian  $H_{\mu}$  of the spin-1/2 two-leg ladder illustrated in Fig. 1 is

$$H_{\mu} = J_{\perp} H_{\perp} + J_{\parallel} H_{\parallel} \quad (2)$$

where  $J_{\perp}$  ( $J_{\parallel}$ ) is the coupling constant along the rungs (legs) and

$$H_{\perp} = \sum_l \mathbf{S}_{l,1} \cdot \mathbf{S}_{l,2} - h^z J_{\perp}^{-1} M^z \quad (3)$$

$$H_{\parallel} = \sum_{l,k} \mathbf{S}_{l,k} \cdot \mathbf{S}_{l+1,k} \quad (4)$$

The magnetic field,  $h^z$ , is applied in the  $z$  direction, and  $M^z$  is the  $z$ -component of the total spin operator  $\mathbf{M} = \sum_l (\mathbf{S}_{l,1} + \mathbf{S}_{l,2})$ . Since  $H_{\mu}$  has the symmetry  $h^z \rightarrow -h^z$ ,  $M^z \rightarrow -M^z$ , we only consider  $h^z \geq 0$ . The relation between  $h^z$  and the physical magnetic field in experimental units is given in Eq. (40).

### B. Energy scales

In the present paper we focus on the case of spin-1/2 antiferromagnetic ladders weakly coupled to one another. This means that the interladder coupling  $J' > 0$  is much smaller than the intraladder couplings  $J_{\parallel}$  and  $J_{\perp}$ , i.e.

$$0 < J' \ll J_{\parallel} \text{ and } J_{\perp}. \quad (5)$$

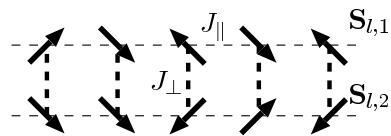


FIG. 1. Single ladder structure:  $J_{\perp}$  ( $J_{\parallel}$ ) is the coupling along the rungs (legs) represented by thick (thin) dashed lines and  $\mathbf{S}_{l,k}$  are the spin operators acting on the site  $l$  of the leg  $k = 1, 2$ .

As we will show, the model (1) accurately describes the magnetic properties of the compound BPCB. Its detailed description is given in Sec. VI. The couplings have been experimentally determined to be<sup>30,31</sup>

$$J' \approx 20 - 100 \text{ mK} \quad (6)$$

and<sup>30</sup>

$$J_{\parallel} \approx 3.55 \text{ K}, \quad J_{\perp} \approx 12.6 \text{ K}. \quad (7)$$

More details about the determination of the couplings for the compound BPCB are given in Sec. VI.

### C. Spin ladder to spin chain mapping

The physical properties of a single ladder (2) are defined by the value of the dimensionless coupling

$$\gamma = \frac{J_{\parallel}}{J_{\perp}}. \quad (8)$$

In the limit  $J_{\parallel} = 0$  (therefore  $\gamma = 0$ ) the rungs of the ladder are decoupled. We denote this *decoupled bond limit* hereafter. The four eigenstates of each decoupled rung are: the singlet state

$$|s\rangle = \frac{|\uparrow\downarrow\rangle - |\downarrow\uparrow\rangle}{\sqrt{2}} \quad (9)$$

with the energy  $E_s = -3J_{\perp}/4$ , spin  $S = 0$ , and  $z$ -projection of the spin  $S^z = 0$ , and three triplet states

$$|t^+\rangle = |\uparrow\uparrow\rangle, \quad |t^0\rangle = \frac{|\uparrow\downarrow\rangle + |\downarrow\uparrow\rangle}{\sqrt{2}}, \quad |t^-\rangle = |\downarrow\downarrow\rangle \quad (10)$$

with  $S = 1$ ,  $S^z = 1, 0, -1$ , and energies  $E_{t^+} = J_{\perp}/4 - h^z$ ,  $E_{t^0} = J_{\perp}/4$ ,  $E_{t^-} = J_{\perp}/4 + h^z$ , respectively. The ground state is  $|s\rangle$  below the critical value of the magnetic field,  $h_c^{\text{DBL}} = J_{\perp}$ , and  $|t_+\rangle$  above. The dependence of the energies on the magnetic field is shown in Fig. 2.a.

A small but finite  $\gamma > 0$  delocalizes triplets and creates bands of excitations with a bandwidth  $\sim J_{\parallel}$  for each triplet branch. This leads to three distinct phases in the ladder system (2) depending on the magnetic field:

- (i) *Spin liquid phase*<sup>44</sup>, which is characterized by a spin-singlet ground state (see Sec. IV A) and a gapped excitation spectrum (see Sec. V B). This phase appears for magnetic fields ranging from 0 to  $h_{c1}$ .

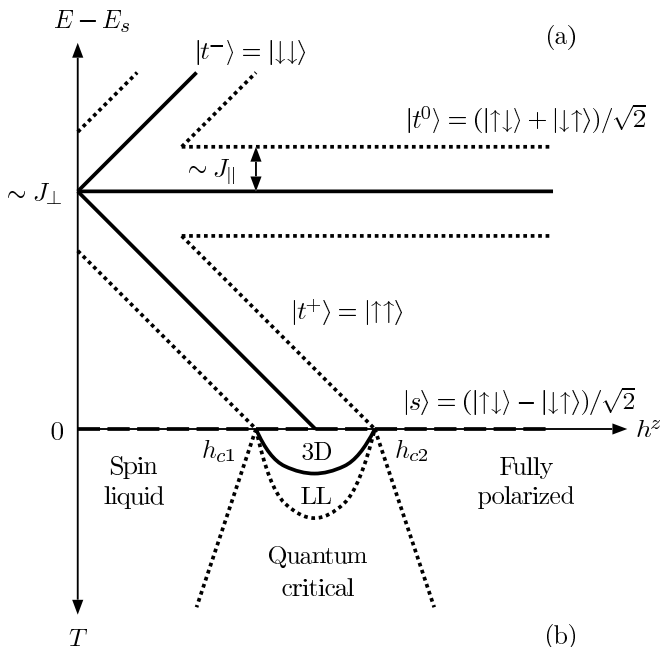


FIG. 2. (a) Energy of the triplets  $|t^+\rangle$ ,  $|t^0\rangle$ ,  $|t^-\rangle$  (solid lines) and singlet  $|s\rangle$  (dashed line) versus the applied magnetic field in the absence of an interladder coupling ( $J_{\parallel} = 0$ ). The dotted lines represent the limits of the triplets excitation band when  $J_{\parallel} \neq 0$ . (b) Phase diagram of weakly coupled spin ladders: crossovers (dotted lines) and phase transition (solid line) that only exists in the presence of an interladder coupling are sketched.

- (ii) *Gapless phase*, which is characterized by a gapless excitation spectrum. It occurs between the critical fields  $h_{c1}$  and  $h_{c2}$ . The ground state magnetization per rung,  $m^z = \langle M^z \rangle / L$ , increases from 0 to 1 for  $h^z$  running from  $h_{c1}$  to  $h_{c2}$ . The low energy physics can be described by the LL theory (see Sec. III C).
- (iii) *Fully polarized phase*, which is characterized by the fully polarized ground state and a gapped excitation spectrum. This phase appears above  $h_{c2}$ .

Besides ladders the transition between (i) and (ii) can occur in several other gapped systems such as Haldane  $S = 1$  chains or frustrated chains<sup>19,45–47</sup>. In the gapless phase, the distance between the ground state and the bands  $|t^0\rangle$  and  $|t^-\rangle$ , which is of the order of  $J_{\perp}$ , is much larger than the width of the band  $|t^+\rangle \sim J_{\parallel}$ , since  $\gamma \ll 1$ .

For small  $\gamma$  the ladder problem can be reduced to a simpler spin chain problem. The essence of the *spin chain mapping*<sup>2,17,48,49</sup> is to project out  $|t^0\rangle$  and  $|t^-\rangle$  bands from the Hilbert space of the model (2). The remaining states  $|s\rangle$  and  $|t^+\rangle$  are identified with the spin states

$$|\tilde{\downarrow}\rangle = |s\rangle, \quad |\tilde{\uparrow}\rangle = |t^+\rangle. \quad (11)$$

The local spin operators  $\mathbf{S}_{l,k}$  can therefore be identified in the reduced Hilbert space spanned by the states (11)

with the new effective spin-1/2 operators  $\tilde{\mathbf{S}}_l$ :

$$S_{l,k}^{\pm} = \frac{(-1)^k}{\sqrt{2}} \tilde{S}_l^{\pm}, \quad S_{l,k}^z = \frac{1}{4} (1 + 2\tilde{S}_l^z). \quad (12)$$

The Hamiltonian (2) reduces to the Hamiltonian of the spin-1/2 XXZ Heisenberg chain

$$H_{\text{XXZ}} = J_{\parallel} \sum_l \left( \tilde{S}_l^x \tilde{S}_{l+1}^x + \tilde{S}_l^y \tilde{S}_{l+1}^y + \Delta \tilde{S}_l^z \tilde{S}_{l+1}^z \right) - \tilde{h}^z \tilde{M}^z + L \left( -\frac{J_{\perp}}{4} + \frac{J_{\parallel}}{8} - \frac{\tilde{h}^z}{2} \right). \quad (13)$$

Here the pseudo spin magnetization is  $\tilde{M}^z = \sum_l \tilde{S}_l^z$ , the magnetic field  $\tilde{h}^z = h^z - J_{\perp} - J_{\parallel}/2$  and the anisotropy parameter

$$\Delta = \frac{1}{2}. \quad (14)$$

Note that the spin chain mapping constitutes a part of a more general strong coupling expansion of the model (2), as discussed in the appendix A.

For the compound BPCB the parameter  $\gamma$  is rather small

$$\gamma \approx \frac{1}{3.55} \approx 0.282. \quad (15)$$

and the spin chain mapping (13) gives the values of many observables decently well. Some important effects are, however, not captured by this approximation. Examples will be given in later sections.

#### D. Role of weak interladder coupling

Let us now turn back to the more general Hamiltonian (1) and discuss the role of a weak interladder coupling  $J'$  (couplings ordered as in Eq. (5)). The spin liquid and fully polarized phases are almost unaffected by the presence of  $J'$  whenever the gap in the excitation spectrum is larger than  $J'$  (see, e.g., Ref. 18 for more details). However, a new 3D antiferromagnetic order in the plane perpendicular to  $h^z$  emerges in the gapless phase for  $T \lesssim J'$ . The corresponding phase, called *3D-ordered*, shows up at low enough temperatures  $T_c$  in numerous experimental systems with reduced dimensionality and a gapless spectrum<sup>5</sup>. For the temperature  $T \gtrsim J'$  the ladders decouple from each other and the system undergoes a deconfinement transition into a Luttinger liquid regime (which will be described in Sec. III C). For  $T \gtrsim J_{\parallel}$  the rungs decouple from each other and the system becomes a (quantum disordered) paramagnet. All the above mentioned phases are illustrated in Fig. 2.b.

### III. METHODS

In this section, we present the methods used to study the ladder system and its mean-field extension to the

case of weakly coupled ladders. We first focus on the so called density matrix renormalization group (DMRG) or matrix product state (MPS) methods. These numerical methods allow us to investigate dynamical correlations at zero and finite temperature. Additionally we discuss the Bethe ansatz used to obtain properties of the system after the spin chain mapping. Furthermore we introduce an analytical low energy description for the gapless phase, the Luttinger liquid theory. This theory in combination with a numerical determination of its parameters (see appendix B) gives a quantitative description of the low energy physics. Finally, we treat the weak interladder coupling  $J'$  by a mean field approach, both analytically and numerically, and a quantum Monte Carlo (QMC) technique.

### A. DMRG

A numerical method used to determine static and dynamical quantities at zero and finite temperature of a quasi one-dimensional system is the DMRG. This method was originally introduced by S.R. White<sup>50</sup> to study static properties of one dimensional systems. Since usually the dimension of the total Hilbert space of a many-body quantum system is too large to be treated exactly, the main idea of the DMRG algorithm is to describe the important physics using a reduced effective space. This reduced effective space is chosen optimally by using a variational principle. The DMRG has been proven very successfully in many situations and has been generalized to compute dynamical properties of quantum systems using different approaches in frequency space<sup>51–53</sup>. Recently the interest in this method even increased after a successful generalization to time-dependent phenomena and finite temperature situations<sup>37–43</sup>. The real-time calculations give an alternative route to determine dynamical properties of the system<sup>38</sup> which we use in the following. An overview of the method, its extensions and its successful applications to real-time and finite temperature can be found in Refs. 51 and 52. Further details on the method and its technical aspects are given in the appendix C.

### B. Bethe ansatz

The spin-1/2 XXZ chain (13) which is obtained after the spin chain mapping of the system is exactly solvable: the so-called Bethe ansatz technique gives explicit analytic expressions for its eigenfunctions and spectrum<sup>54,55</sup>. To convert this information into a practical recipe of calculation of the correlation functions is a highly sophisticated problem. However, a known solution to this problem (Ref. 35 and references therein) incorporates involved analytics and numerics, the latter limiting the precision of the final results to about the same extent as to-date implementations of the DMRG method. Calculation of

the thermodynamic properties of the spin-1/2 XXZ chain model (13) by the Bethe ansatz technique is a simpler, but still non-trivial task, requiring a solution of an infinite set of non-linear coupled integral equations<sup>56</sup>. The solution of such equations can be only found numerically, and already in the 1970s this was done with a high precision<sup>57</sup>.

Later on, an alternative to the Bethe ansatz, the quantum transfer matrix method, was used to get the thermodynamics of the XXZ chain in a magnetic field<sup>58</sup>. Within this approach the free energy of the system is expressed through the largest eigenvalue of the transfer matrix. This largest eigenvalue is given by the solution of a set of non-linear equations (Eq. (66.a) of Ref. 58) which are written in a form very suitable for solving them iteratively. In the present paper we followed this route and got the results for the specific heat for all temperatures and various magnetic fields with very high precision, see Sec. IV B 2.

### C. Luttinger Liquid (LL)

The Luttinger liquid Hamiltonian governs the dynamics of the free bosonic excitations with linear spectrum and can be written as<sup>6,7</sup>

$$H_{\text{LL}} = \frac{1}{2\pi} \int dx \left[ uK (\partial_x \theta(x))^2 + \frac{u}{K} (\partial_x \phi(x))^2 \right], \quad (16)$$

where  $\phi$  and  $\theta$  are canonically commuting bosonic fields,  $[\phi(x), \partial_y \theta(y)] = i\pi \delta(x - y)$ . The dimensionless parameter  $K$  entering Eq. (16) is customarily called the Luttinger parameter, and  $u$  is the propagation velocity of the bosonic excitations (velocity of sound). Many 1D interacting quantum systems belong to the Luttinger Liquid (LL) universality class: the dynamics of their low-energy excitations is governed by the Hamiltonian (16) and the local operators are written through the free boson fields  $\theta$  and  $\phi$  (the latter procedure is often called bosonization).

The spin-1/2 XXZ Heisenberg chain, Eq. (13), in the gapless phase is a well-known example of a model belonging to the LL universality class. Its local operators are expressed through the boson fields as follows<sup>6</sup>:

$$\tilde{S}^{\pm}(x) = e^{\mp i\theta(x)} \left[ \sqrt{2A_x} (-1)^x + 2\sqrt{B_x} \cos(2\phi(x) - 2\pi\tilde{m}^z x) \right] \quad (17)$$

and

$$\tilde{S}^z(x) = \tilde{m}^z - \frac{\partial_x \phi(x)}{\pi} + \sqrt{2A_z} (-1)^x \cos(2\phi(x) - 2\pi\tilde{m}^z x). \quad (18)$$

Here the continuous coordinate  $x = la$  is given in units of the lattice spacing  $a$ ,  $\tilde{m}^z = \langle \tilde{M}^z \rangle / L$  is the magnetization per site of the spin chain, and  $A_x$ ,  $B_x$  and  $A_z$  are coefficients which depend on the parameters of the model (13).

How to calculate  $K$ ,  $u$ ,  $A_x$ ,  $B_x$ , and  $A_z$  is described in the appendix B 1.

The Hamiltonian (13) is the leading term in the strong coupling expansion (the parameter  $\gamma = J_{\parallel}/J_{\perp} \ll 1$ , see appendix A) of the model (2). Local operators of the latter model are bosonized by combining Eqs. (12), (17), and (18). The analysis of the model (2) suggests<sup>2,19,20</sup> that the bosonization of the local spins can be performed for *any* values of  $J_{\perp}$  and  $J_{\parallel}$  in the gapless regime. We would like to stress that even for a small  $\gamma$  some parameters out of  $K$ ,  $u$ ,  $A_x$ ,  $B_x$ , and  $A_z$  show significant numerical differences if calculated within the spin chain (13) compared to the spin ladder (2). We discuss this issue in the appendix B 1.

#### D. Mean-field approximation

Up to now, we have presented methods adapted to deal with one dimensional systems. In real compounds, an interladder coupling is typically present. As discussed in Sec. IID, in the incommensurate regime this interladder coupling  $J'$  (cf. Eq. (1)) can lead to a new three dimensional order (3D-ordered phase in Fig. 2.b) at temperatures of the order of the coupling  $J'$ . In the case of BPCB the interladder coupling is much smaller than the coupling inside the ladders, i.e.  $J' \ll J_{\perp}, J_{\parallel}$  (Sec. VIA). Therefore, unless one is extremely close to  $h_{c1}$  or  $h_{c2}$  one can treat the interladder coupling with a standard mean-field approximation. This approach incorporates all the fluctuations inside a ladder. However, it overestimates the effect of  $J'$  by neglecting quantum fluctuations between different ladders. Such effects can partly be taken into account by a suitable change of the interladder coupling<sup>31</sup> that will be discussed in Sec. IVD. Close to the critical fields the interladder coupling  $J'$  becomes larger than the effective energy of the one dimensional system. This forces one to consider a three dimensional approach from the start and brings the physics of the system in the universality class of Bose-Einstein condensation<sup>2,5</sup>. In the following we consider that we are far enough (i.e. by an energy of the order of  $J'$ ) away from the critical points so that we can use the mean-field approximation.

Since the single ladder correlation functions along the magnetic field direction ( $z$ -axis) decay faster than the staggered part of the ones in the perpendicular  $xy$ -plane (see Eqs. (B2) and (B3) for the LL exponent  $K$  of the ladder shown in Fig. 23), the three dimensional order will first occur in this plane. Thus the dominant order parameter is the  $q = \pi$  staggered magnetization perpendicular to the applied magnetic field. The mean-field decoupling of the spin operators of neighboring ladders thus reads

$$S_{l,k}^x \cong -(-1)^{l+k} m_a^x \Rightarrow m_a^x = -(-1)^{l+k} \langle S_{l,k}^x \rangle \quad (19)$$

$$S_{l,k}^z \cong \frac{m^z}{2} - (-1)^{l+k} m_a^z \quad (20)$$

We have chosen the  $xy$ -ordering to be along the  $x$ -axis and  $m_a^z$  will be very small and therefore neglected.

This approximation applied on the interladder interaction part of the 3D Hamiltonian  $H_{3D}$  (Eq. (1)) leads to

$$H_{\text{MF}} = J_{\parallel} H_{\parallel} + J_{\perp} H_{\perp} + \frac{n_c J' m^z}{4} \sum_{l,k} S_{l,k}^z + \frac{n_c J' m_a^x}{2} \sum_{l,k} (-1)^{l+k} S_{l,k}^x. \quad (21)$$

Here we assume that the coupling is dominated by  $n_c$  neighboring ladders, where  $n_c$  is the rung connectivity ( $n_c = 4$  for the case of BPCB, cf. Fig. 18). This mean-field Hamiltonian corresponds to a single ladder in a site dependent magnetic field with a uniform component in the  $z$ -direction and a staggered component in the  $x$ -direction. The ground state wave function of the Hamiltonian must be determined fulfilling the self-consistency condition for  $m^z$  and  $m_a^x$  using numerical or analytical methods. This amounts to minimize the ground state energy of some variational Hamiltonian.

##### 1. Numerical mean-field

The order parameters  $m^z$  and  $m_a^x$  can be computed numerically by treating the mean-field Hamiltonian  $H_{\text{MF}}$  self consistently with DMRG. These parameters are evaluated recursively in the middle of the ladder (to minimize the boundary effects) starting with  $m^z = 0$  and  $m_a^x = 0.5$ . An accuracy of  $< 10^{-3}$  on these quantities is quickly reached after a few recursive iterations (typically  $\sim 5$ ) of the DMRG keeping few hundred DMRG states and treating a system of length  $L = 150$ . We verified by keeping as well the alternating part of the  $z$ -order parameter  $m_a^z$  that this term is negligible ( $< 10^{-5}$ ).

##### 2. Analytical Mean-field

Using the low energy LL description of our ladder system (see Sec. III C), it is possible to treat the mean-field Hamiltonian  $H_{\text{MF}}$  within the bosonization technique. Introducing the LL operators (17) and (18) in  $H_{\text{MF}}$  (21) and keeping only the most relevant terms leads to the Hamiltonian<sup>59,60</sup>

$$H_{\text{SG}} = \frac{1}{2\pi} \int dx \left[ uK (\partial_x \theta(x))^2 + \frac{u}{K} (\partial_x \phi(x))^2 \right] + \sqrt{A_x n_c} J' m_a^x \int dx \cos(\theta(x)) \quad (22)$$

where we neglected the mean-field renormalization of  $h^z$  in (21). This Hamiltonian differs from the standard LL Hamiltonian  $H_{\text{LL}}$  (16) by a cosine term corresponding to the  $x$ -staggered magnetic field in (21). It is known as the sine-Gordon Hamiltonian<sup>6,61,62</sup>. The expectation values of the fields can be derived from integrability<sup>63</sup>. In particular  $m_a^x$  can be determined self-consistently.

## E. Quantum Monte Carlo (QMC)

In order to take into account the detailed coupling structure of the BPCB compound shown in Fig. 18, which is neglected in the mean-field approximation (Sec. III D), we employ a stochastic series expansion implementation of the QMC technique with directed loop updates<sup>64</sup> provided with the ALPS libraries<sup>65,66</sup>. Nevertheless due to the strong anisotropy of the couplings (5), the temperatures at which the effects of the interladder coupling  $J'$  become visible are not reachable with this method. The QMC results for the transition temperature of the 3D-ordered phase,  $T_c$ , presented in Ref. 31, Sec. IV D 1 and appendix D are then computed with a  $J'$  of  $\sim 3$  times bigger than that extracted in Ref. 30 and Sec. IV D 1 making the 3D effects numerically accessible.

## IV. STATIC PROPERTIES AND NMR RELAXATION RATE

We begin our analysis of the different phases of the coupled spin ladder system, Fig. 2.b, by computing thermodynamic quantities, such as the magnetization, the rung state density and the specific heat. In particular, we test the LL low energy prediction of the latter and evaluate the related crossover to the quantum critical regime. Furthermore we discuss the effect of the 3D interladder coupling computing the staggered magnetization in the 3D-ordered phase and its critical temperature. We finally discuss the NMR relaxation rate in the gapless regime related to the low energy dynamics. In order to compare these physical quantities to the experiments, all of them are computed for the BPCB parameters (see Sec. VI A).

### A. Critical fields

The zero temperature magnetization contains extremely useful information. Its behavior directly gives the critical values of the magnetic fields  $h_{c1}$  and  $h_{c2}$  at which the system enters and leaves the gapless regime, respectively (Fig. 2.b). In Fig. 3 the dependence of the magnetization on the applied magnetic field is shown for a single ladder and for the weakly coupled ladders. At low magnetic field,  $h^z < h_{c1}$ , the system is in the gapped spin liquid regime with zero magnetization, and spin singlets on the rungs dominate the behavior of the system<sup>67</sup>, see Fig. 4. At  $h^z = h_{c1}$ , the Zeemann interaction closes the spin gap to the rung triplet band  $|t^+\rangle$  (Fig. 2). Above  $h^z > h_{c1}$  the triplet  $|t^+\rangle$  band starts to be populated leading to an increase of the magnetization with  $h^z$ . The lower critical field in a 13th order expansion<sup>10</sup> in  $\gamma$  is  $h_{c1} \approx 6.73$  T for the BPCB parameters. At the same time the singlet and the high energy triplet occupation decreases, Fig. 4. For  $h^z > h_{c2} = J_\perp + 2J_\parallel \approx 13.79$  T (for the compound BPCB), the  $|t^+\rangle$  band is completely

filled and the other bands are depopulated. The system becomes fully polarized ( $m^z = 1$ ) and gapped. The two critical fields,  $h_{c1}$  and  $h_{c2}$ , are closely related to the two ladder exchange couplings,  $J_\perp$  and  $J_\parallel$ . As they are experimentally easily accessible, assuming that a ladder Hamiltonian is an accurate description of the system, these critical fields can be used to determine the ladder couplings<sup>30</sup>.

Such a general behavior of the magnetization is seen for both the single ladder and the weakly coupled ladders in Fig. 3. In particular, the effect of a small coupling  $J'$  between the ladders is completely negligible in the central part of the curve. Only in the vicinity of the critical fields, the single ladder and the coupled ladders show a distinct behavior. The single ladder behaves like an empty (filled) one-dimensional system of non-interacting fermions which leads to a square-root behavior  $m^z \propto (h^z - h_{c1})^{1/2}$  close to the lower critical field and  $1 - m^z \propto (h_{c2} - h^z)^{1/2}$  close to the upper critical field. In contrast, in the system of weakly coupled ladders, a 3D-ordered phase appears at low enough temperatures in the gapless regime (see Sec. IID and IIID). The magnetization dependence close to the critical fields becomes linear,  $m^z \propto h^z - h_{c1}$ , and  $1 - m^z \propto h_{c2} - h^z$ , respectively<sup>2,47</sup>. In comparison with the single ladder, the critical fields given above are shifted by a value of the order of  $J'$ . This behavior is in the universality class of the Bose-Einstein condensation and is well reproduced by the mean-field approximation shown in the insets of Fig. 3 close to the critical fields.

For comparison, the magnetization of a single ladder in the spin chain mapping is also plotted in Fig. 3. This approximation reproduces well the general behavior of the ladder magnetization discussed above. However, note that for the exchange coupling constants considered here the lower critical field in this approximation is different from the ladder one. The lower critical field is  $h_{c1}^{\text{XXZ}} = J_\perp - J_\parallel \approx 6.34$  T  $< h_{c1}$ . The upper critical field  $h_{c2}^{\text{XXZ}} = J_\perp + 2J_\parallel = h_{c2}$  is the same as for the ladder. If we rescale  $h_{c1}^{\text{XXZ}}$  and  $h_{c2}^{\text{XXZ}}$  to match the critical fields  $h_{c1}$  and  $h_{c2}$  ( $\tilde{h}^z \rightarrow \frac{(\tilde{h}^z - h_{c1}^{\text{XXZ}})(h_{c2} - h_{c1})}{h_{c2}^{\text{XXZ}} - h_{c1}^{\text{XXZ}}} + h_{c1}$ ), the magnetization curve gets very close to the one calculated for a ladder. However, in contrast to the magnetization curve for the ladder, the corresponding curve in the spin chain mapping is symmetric with respect to its center at  $h_m^{\text{XXZ}} = \frac{h_{c1}^{\text{XXZ}} + h_{c2}^{\text{XXZ}}}{2} = J_\perp + J_\parallel/2$  due to the absence of the high energy triplets.

### B. The Luttinger liquid regime and its crossover to the critical regime

The thermodynamics of the spin-1/2 ladders has been studied in the past<sup>11,21,22,29</sup>. We here summarize the main interesting features of the magnetization and the specific heat focussing on the crossover between the LL regime and the quantum critical region using the BPCB

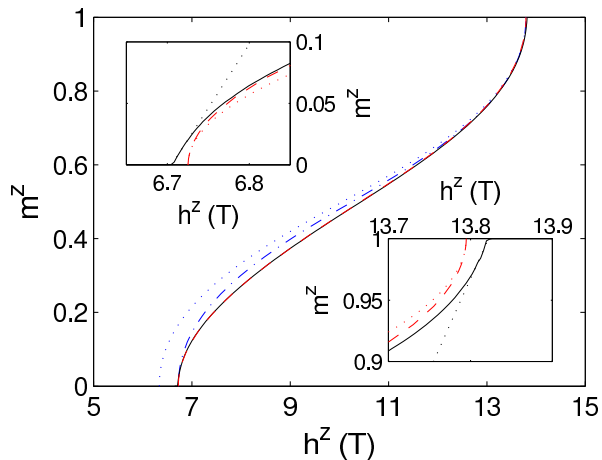


FIG. 3. (Color online): Dependence of the magnetization per rung  $m^z$  on the magnetic field  $h^z$  at zero temperature for the single ladder with the BPCB couplings (Sec. VIA) (dashed red line), the spin chain mapping (dotted blue line) rescaled to fit with the single ladder critical fields (dash-dotted blue line), and for the weakly coupled ladders treated by the mean-field approximation (solid black line). The insets emphasize the different behavior of the magnetization curves for the single (dashed red line) and coupled (solid black line) ladders close to the critical fields which are indistinguishable in the main part of the figure. The dotted lines in the insets correspond to the linear and square root like critical behaviour.

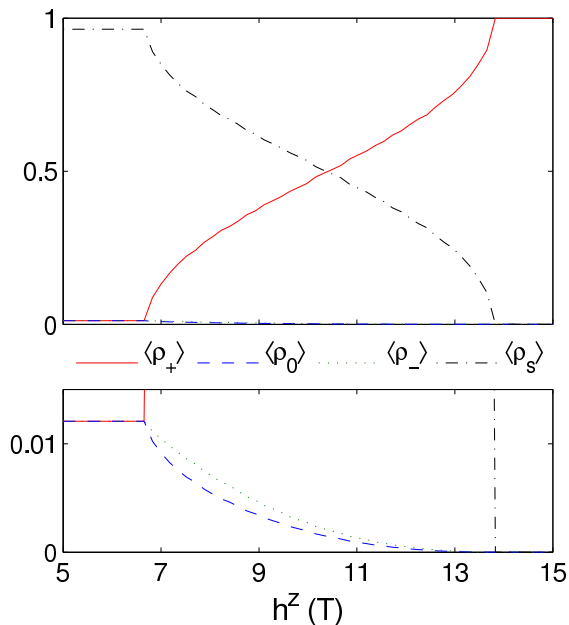


FIG. 4. (Color online): Rung state density versus the applied magnetic field  $h^z$  at zero temperature for the single ladder with the BPCB couplings (zero temperature DMRG calculations averaging on the central sites of the ladder). The dash-dotted (black) lines correspond to the singlet density  $\langle \rho_s \rangle$ . The triplet densities are represented by the solid (red) lines for  $\langle \rho_+ \rangle$ , the dashed (blue) lines for  $\langle \rho_0 \rangle$  and the dotted (green) lines for  $\langle \rho_- \rangle$ .

parameters (Sec. VIA). As the interladder exchange coupling  $J'$  is very small compared to the ladder exchange couplings  $J_{\parallel}$  and  $J_{\perp}$ , it is reasonable to neglect it in this regime far from the 3D phase. Therefore we focus on a single ladder in the following.

### 1. Finite temperature magnetization

We start the description of the temperature dependence of the magnetization in the two gapped regimes: the spin liquid phase and the fully polarized phase (not shown, cf. Refs. 21 and 23). For small magnetic fields  $h^z < h_{c1}$ , the magnetization vanishes exponentially at zero temperature and after a maximum at intermediate temperatures it decreases to zero for large temperatures. For large magnetic fields  $h^z > h_{c2}$  the magnetization increases exponentially up to  $m^z = 1$  at low temperature and decreases monotonously in the limit of infinite temperature.

In the gapless regime, the magnetization at low temperature has a non-trivial behavior that strongly depends on the applied magnetic field. The temperature dependence of the magnetization computed with the T-DMRG (see appendix C 2) is shown in Fig. 5.a for different values of the magnetic field in the gapless phase,  $h^z = 9, 10, 11$  T ( $h_{c1} < h^z < h_{c2}$ ). In this regime new extrema appear in the magnetization at low temperature. This behavior can be understood close to the critical fields where the ladder can be described by a one-dimensional fermion model with negligible interaction between fermions. Indeed, in this simplified picture<sup>6</sup> and in more refined calculations<sup>21,22,24</sup> the magnetization has an extremum where the temperature reaches the chemical potential, i.e., at the temperature at which the energy of excitations starts to feel the curvature of the energy band. This specific behavior is illustrated in Fig. 5.a with the curve for  $h^z = 11$  T ( $h_m = \frac{h_{c1} + h_{c2}}{2} < h^z < h_{c2}$ ). The low temperature maximum moves to higher temperature for  $h^z < h_m$  and goes over to the already discussed maximum for  $h^z < h_{c1}$ . Symmetrically with respect to  $h_m$ , a low temperature minimum appears in the curve for  $h^z = 9$  T ( $h_{c1} < h^z < h_m$ ). This minimum slowly disappears for  $h^z \rightarrow h_m$  (the curve for  $h^z = 10$  T is close to that).

The location of the lowest extremum is a reasonable criterion to characterize the crossover temperature between the LL and the quantum critical regime<sup>21,22</sup>, since the extremum occurs at temperatures of the order of the chemical potential. A plot of this crossover temperature versus the magnetic field is presented in Fig. 5.c. Following this criterium, the crossover has a continuous shape far from  $h_m$ . Nevertheless, close to  $h_m$  both extrema are close to each other (since the maximum still exists for  $h^z < h_m$  field at which the minimum appears). The criterium is thus not well defined. It presents a discontinuity at  $h_m$  which is obviously an artefact. In the vicinity of  $h_m$ , we thus use another crossover criterium based on the specific heat (see Sec. IV B 2) that seems to give a



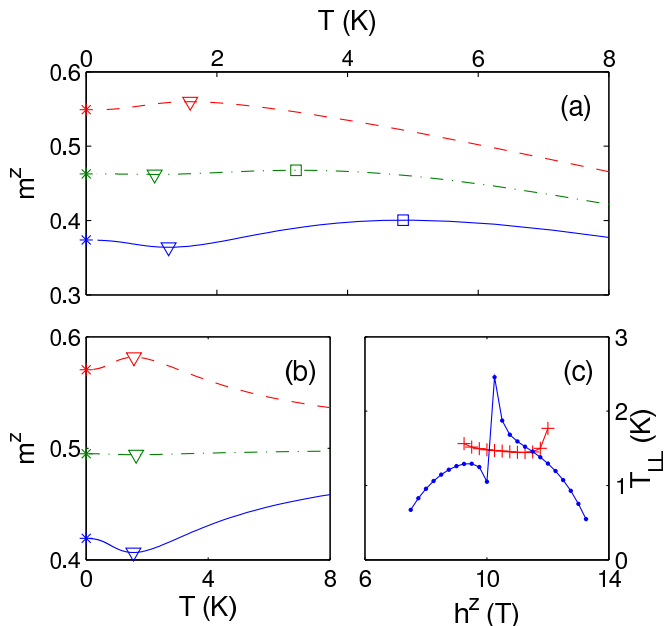


FIG. 5. (Color online): Temperature dependence of the magnetization per rung,  $m^z(T)$ , for (a) the ladder with the BPCB couplings (39), and (b) the spin chain mapping at different applied magnetic fields  $h^z = 9$  T (solid blue lines),  $h^z = 10$  T (dash-dotted green lines) and  $h^z = 11$  T (dashed red lines). The results were obtained using T-DMRG. The stars at  $T = 0$  K are the ground state magnetization per rung determined by zero temperature DMRG. The triangles (squares) marks the low (high) energy extrema. (c) Crossover temperature  $T_{LL}$  of the LL to the quantum critical regime versus the applied magnetic field (blue circles for the extremum in  $m^z(T)|_{h^z}$  criterion and red crosses for the maximum in  $c(T)|_{h^z}$  criterion).

more accurate description. In Ref. 29, both criteria have been applied on the magnetocaloric effect and specific heat measurements on the compound BPCB, and give a crossover temperature in agreement with the computed ones.

The temperature dependence of the magnetization of the spin chain mapping, Fig. 5.b, exhibits a single low temperature maximum if  $h_m^{XXZ} < h^z < h_{c2}^{XXZ}$  (minimum if  $h_{c1}^{XXZ} < h^z < h_m^{XXZ}$ ). The appearance of a single extremum and its convergence to  $m^z \rightarrow 0.5$  when  $T \rightarrow \infty$  is due to the exact symmetry with respect to the magnetic field  $h_m^{XXZ}$ . This approximation reproduces the main low energy features of the ladder but fails to describe the high energy behavior which strongly depends on the high energy triplets.

## 2. Specific heat

The specific heat has been investigated for similar parameters as the ones considered in this paper in the gapped and gapless regime in Refs. 21, 23, and 29. Here

we concentrate on the detailed analysis in the gapless regime, in particular on the low temperature behavior and the determination of a crossover temperature from the first maximum. We show in Fig. 6 the typical temperature dependence of the specific heat for different values of the magnetic field. Comparisons with actual experimental data<sup>29</sup> for BPCB are excellent (see Fig. 6.b). For these comparisons the theoretical data are computed with  $g = 2.06$  related to the experimental orientation of the sample with respect to the magnetic field<sup>29</sup> (see Sec. VIA) and rescaled by a factor 0.98 in agreement with the global experimental uncertainties<sup>68</sup>.

At low temperatures the specific heat has a contribution due to the gapless spinon excitations. This results in a peak around  $T \sim 1.5$  K. This peak is most pronounced for the magnetic field values lying mid value between the two critical fields. At higher temperatures the contribution of the gapped triplet excitations leads to a second peak whose position depends on the magnetic field. To separate out the contribution from the low lying spinon excitations, we compare the specific heat of the ladder to the results obtained by the spin chain mapping in which we just keep the lowest two modes of the ladder (see Sec. IIC and appendix A). The resulting effective chain model is solved using Bethe-ansatz and T-DMRG methods. The agreement between these methods is excellent and the corresponding curves in Fig. 6 can hardly be distinguished. However, a clear difference with the full spin ladder results is revealed. While at low temperatures the curves are very close, the first peak in the spin chain mapping already lacks some weight, which stems from higher modes of the ladder.

In Fig. 7 the low temperature region is analyzed in more detail. At very low temperatures the spinon modes of the ladder can be described by the LL theory (see Sec. IIIC) which predicts a linear rise with temperature inversely proportional to the spinon velocity<sup>6,69</sup>

$$c_{LL}(T) = \frac{T\pi}{3u}. \quad (23)$$

In Fig. 7 we compare the results of the LL, the Bethe ansatz and the DMRG results for the effective spin chain and the numerical DMRG results taking the full ladder into account. The numerical results for the adaptive T-DMRG at finite temperature are extrapolated to zero temperature by connecting algebraically to zero temperature DMRG results (see appendix C2). A very good agreement between (23) and numerics is found for low temperatures. However, at higher temperatures, the slope of the  $T \rightarrow 0$  LL description slightly changes with respect to the curves calculated with other methods. This change of slope reflects the fact that the curvature of the energy dispersion must be taken into account when computing the finite temperature specific heat, and this even when the temperature is quite small compared to the effective energy bandwidth of the system. The effective spin chain and the numerical results for the ladder agree for higher temperatures (depending on the mag-

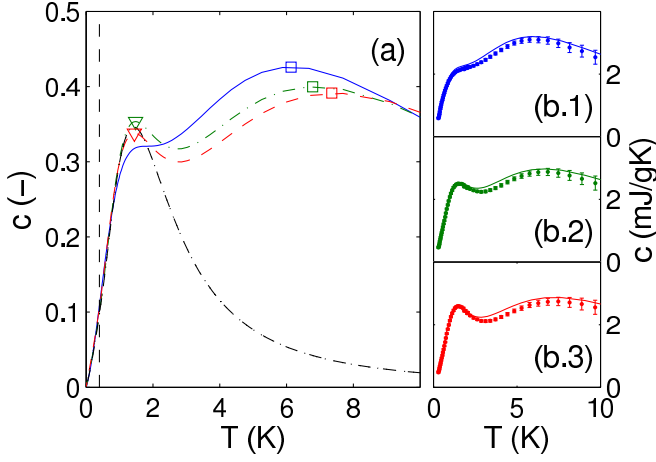


FIG. 6. (Color online): Specific heat per rung  $c$  versus the temperature  $T$  for different applied magnetic fields in the gapless regime. (a) Full ladder T-DMRG calculations with the BPCB couplings (39) for  $h^z = 9$  T (solid blue line),  $h^z = 10$  T (dash-dotted green line), and  $h^z = 11$  T (dashed red line). Spin chain mapping at  $h^z = 10$  T solved by DMRG (dashed black line) and by Bethe ansatz (dotted black line). Note that the two lines are hardly distinguishable. The triangles (squares) mark the low (high) energy maxima of the specific heat versus temperature. The vertical dashed line marks the temperature  $T = 0.4$  K below which the DMRG results are extrapolated (see appendix C 2). (b) Comparison between measurements on the compound BPCB from Ref. 29 (dots) and the T-DMRG calculations<sup>68</sup> (solid lines) at (b.1)  $h^z = 9$  T, (b.2)  $h^z = 10$  T and (b.3)  $h^z = 11$  T.

netic field), before the higher modes of the ladder cause deviations.

As for the magnetization (Sec. IV B 1), the location of the low temperature peak can be interpreted as the crossover of the LL to the quantum critical regime. Indeed, in a free fermion description which is accurate close to the critical fields, this peak appears at the temperature for which the excitations stem from the bottom of the energy band. The corresponding temperature crossover is compared in Fig. 5.c to the crossover temperature extracted from the first magnetization extremum (Sec. IV B 1). The two crossover criteria are complementary due to their domain of validity. The first specific heat maximum is well pronounced only in the center of the gapless phase. In contrast in this regime the presence of two extrema close to each other in the magnetization renders the magnetization criterium very imprecise (cf. Sec. IV B 1).

### C. Spin-lattice relaxation rate

As the spin-lattice relaxation in quantum spin systems is due to pure magnetic coupling between electronic and nuclear spins, the NMR spin-lattice relaxation rate  $T_1^{-1}$  is directly related to the local transverse correlation

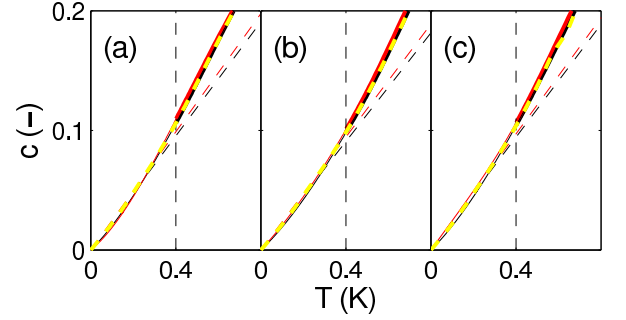


FIG. 7. (Color online): Low temperature dependence of the specific heat per rung versus the temperature,  $c(T)$ , for (a)  $h^z = 9$  T, (b)  $h^z = 10$  T, (c)  $h^z = 11$  T. The T-DMRG calculations are in red thick lines for the ladder with the BPCB couplings (39) (black thick lines for the spin chain mapping). The two curves can hardly be distinguished. Their low temperature polynomial extrapolation is plotted in thin lines below  $T = 0.4$  K (represented by a vertical dashed line). The linear low temperature behavior of the LL is represented by dashed lines (red for the ladder, black for the spin chain mapping). The dashed yellow lines correspond to the Bethe ansatz computation for the spin chain mapping.

function<sup>70</sup>  $\chi_a^{xx}(x=0, t)$  defined as in Eq. (B6)

$$T_1^{-1} = -\frac{T\gamma_n^2 A_\perp^2}{\omega_0} \text{Im} \left( \int_{-\infty}^{\infty} dt e^{i\omega_0 t} \chi_a^{xx}(x=0, t) \right) \quad (24)$$

where  $T \gg \omega_0$  is assumed with the Larmor frequency  $\omega_0$ .  $\gamma_n = 19.3$  MHz/T is the nuclear gyromagnetic ratio of the measured nucleus (<sup>14</sup>N in Ref. 30 for BPCB) and  $A_\perp$  is the transverse hyperfine coupling constant.

Assuming  $J_\parallel \gg T$ , the  $T_1^{-1}$  due to the spin dynamics can be computed in the gapless regime using the LL low energy description. Following Ref. 2 we introduce the LL correlation (B7) into Eq. (24), and obtain

$$T_1^{-1} = \frac{\gamma^2 A_\perp^2 A_x \cos\left(\frac{\pi}{4K}\right)}{u} \left(\frac{2\pi T}{u}\right)^{\frac{1}{2K}-1} B\left(\frac{1}{4K}, 1 - \frac{1}{2K}\right). \quad (25)$$

According to the known LL parameters (Fig. 23) the shape of  $T_1^{-1}(h_z)$  plotted in Fig. 8 at  $T = 250$  mK  $\gg T_c$  is strongly asymmetric with respect to the middle of the gapless phase. The only free (scaling) parameter,  $A_\perp = 0.057$  T, is deduced from the fit of Eq. (25) to the experimental data<sup>30</sup> and agrees with other measurements. For comparison, the  $T_1^{-1}$  obtained in the spin chain mapping approximation is also plotted in Fig. 8. As for other physical quantities, this description fails to reproduce the non-symmetric shape.

### D. Properties of weakly coupled ladders

The interladder coupling  $J'$  induces a low temperature ordered phase (the 3D-ordered phase in Fig. 2.b). Using

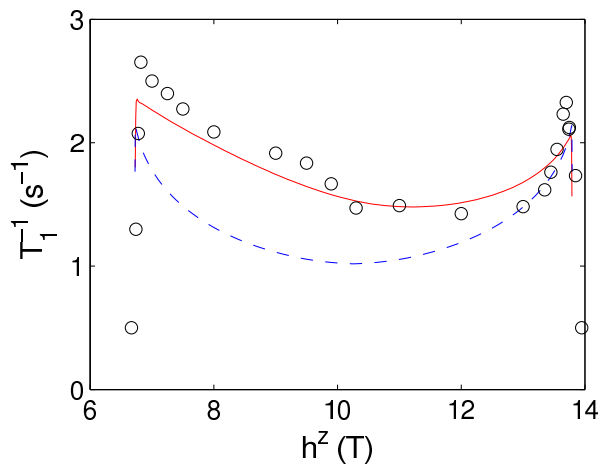


FIG. 8. (Color online): Magnetic field dependence of the NMR relaxation rate,  $T_1^{-1}(h^z)$ , at  $T = 250$  mK. The solid red line is the bosonization determination using the ladder LL parameters for the BPCB couplings (the dashed blue line uses the LL parameters of the spin chain mapping). The black circles are the measurements from Ref. 30.

the mean-field approximation presented in Sec. III D we characterize the ordering and compute the critical temperature and the order parameter related to this phase.

### 1. 3D order transition temperature

In order to compute the critical temperature of the 3D transition, we follow Ref. 2 and treat the staggered part of the mean-field Hamiltonian  $H_{\text{MF}}$  (21) perturbatively using linear response. The instability of the resulting mean-field susceptibility, due to the 3D transition, appears at  $T_c$  when<sup>71</sup>

$$\chi_a^{xx}(q=0, \omega=0)|_{T_c} = -\frac{2}{n_c J'} \quad (26)$$

where  $\chi_a^{xx}$  is the transverse staggered retarded correlation function of an isolated single ladder system (appendix B3). This correlation can be computed analytically (see Eq. (B8)) using the LL low energy description of the isolated ladder (Eq. (16)) in the gapless regime. Applying the condition (26) to the LL correlation (B8) leads to the critical temperature

$$T_c = \frac{u}{2\pi} \left( \frac{A_x J' n_c \sin\left(\frac{\pi}{4K}\right) B^2\left(\frac{1}{8K}, 1 - \frac{1}{4K}\right)}{2u} \right)^{\frac{2K}{4K-1}}. \quad (27)$$

Introducing the computed LL parameters  $u$ ,  $K$  and  $A_x$  (see Fig. 23) in this expression, we get the critical temperature<sup>30</sup> as a function of the magnetic field. This is shown in Fig. 9 together with the experimental data. This allows us to extract the *mean-field* interladder coupling  $J'_{\text{MF}} \approx 20$  mK for the experimental compound

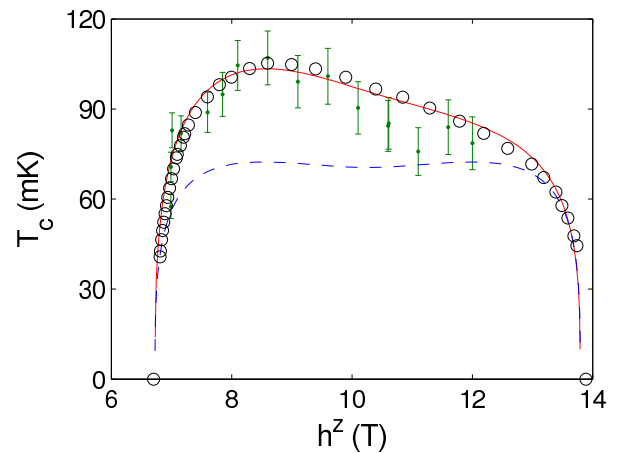


FIG. 9. (Color online): Magnetic field dependence of the transition temperature between the gapless regime and the 3D-ordered phase,  $T_c(h^z)$ , is plotted in solid red line for the ladder LL parameters of BPCB (in dashed blue line for the LL parameters of the spin chain mapping). The NMR measurements from Ref. 30 are represented by black circles and the neutron diffraction measurements from Ref. 31 by green dots.

BPCB (the *only* free (scaling) parameter in Eq. (27)). The asymmetry of the LL parameters induces a strong asymmetry of  $T_c$  with respect to the middle of the 3D phase.

As the mean-field approximation neglects the quantum fluctuations between the ladders, the critical temperature  $T_c$  is overestimated for a given  $J'_{\text{MF}}$ . We thus performed a Quantum Monte Carlo (QMC) determination of this quantity based on the same 3D lattice structure. Let us note that QMC simulations of the coupled spin ladder Hamiltonian (1) are possible, since the 3D lattice structure, Fig. 18, is unfrustrated. In appendix D we present results on how to determine the critical temperatures for the 3D ordering transition using QMC. This determination shows<sup>31</sup> that the real critical temperature is well approximated by the mean-field approximation, but with a rescaling of the real interladder coupling  $J' \approx 27$  mK =  $\alpha^{-1} J'_{\text{MF}}$  with  $\alpha \approx 0.74$ . The rescaling factor  $\alpha$  is similar to the values obtained for other quasi one-dimensional antiferromagnets<sup>72,73</sup>.

### 2. Zero temperature 3D order parameter

The staggered order parameter in the 3D-ordered phase,  $m_a^x$ , can be analytically determined at zero temperature using the mean-field approximation for the interladder coupling and the bosonization technique (see Sec. III D). As  $m_a^x = \sqrt{A_x} \langle \cos(\theta(x)) \rangle$  in the bosonization description and the expectation value<sup>63</sup> of the operator

$e^{i\theta(x)}$  is

$$\langle e^{i\theta(x)} \rangle = F(K) \left( \frac{\pi \sqrt{A_x} n_c J' m_a^x}{2u} \right)^{\frac{1}{8K-1}} \quad (28)$$

for the sine-Gordon Hamiltonian  $H_{\text{SG}}$  (22) with

$$F(K) = \frac{\frac{\pi^2}{\sin(\frac{\pi}{8K-1})} \frac{8K}{8K-1} \left[ \frac{\Gamma(1-\frac{1}{8K})}{\Gamma(\frac{1}{8K})} \right]^{\frac{8K}{8K-1}}}{\left[ \Gamma\left(\frac{4K}{8K-1}\right) \Gamma\left(\frac{16K-3}{16K-2}\right) \right]^2}, \quad (29)$$

we can extract

$$m_a^x = \sqrt{A_x} F(K)^{\frac{8K-1}{8K-2}} \left( \frac{\pi n_c A_x J'}{2u} \right)^{\frac{1}{8K-2}}. \quad (30)$$

This can be evaluated in the 3D-ordered phase by introducing into (30) the LL parameters  $u$ ,  $K$  and  $A_x$  from Fig. 23. Fig. 10 shows the order parameter versus the magnetic field determined analytically and numerically by DMRG (see Sec. III D 1). The two curves are almost indistinguishable and exhibit a strongly asymmetric camel-like shape<sup>30</sup> with two maxima close to the critical fields. The asymmetry of the curve is again due to the presence of the additional triplet states. This asymmetry disappears in the spin chain mapping.

## V. DYNAMICAL CORRELATIONS OF A SINGLE LADDER

In the next paragraph, we discuss the possible excitations and the corresponding correlation functions created by the spin operators. Such dynamical correlations allow us to study the excitations of our system. They are also directly related to many experimental measurements (NMR, INS ...). We first focus on the gapped spin liquid and then treat the gapless regime, for fields  $h_{c1} < h^z < h_{c2}$  (see Fig. 2.b). All correlations are computed using the t-DMRG at zero temperature for the single ladder (appendix C 1) and are compared to analytical results when such results exist. In particular we check the overlap with the LL description at low energy and use a strong coupling expansion (appendix A) to qualitatively characterize the obtained spectra. We start by a discussion of the correlations for the parameters of the compound BPCB (see Sec. VI A) and then turn to the evolution of the spectra with the coupling ratio  $\gamma$  from the weak ( $\gamma \rightarrow \infty$ ) to strong coupling ( $\gamma \approx 0$ ).

### A. Zero temperature correlations and excitations

In a ladder system different types of correlations are possible. We focus here on the quantities

$$S_{q_y}^{\alpha\beta}(q, \omega) = \sum_l \int_{-\infty}^{\infty} dt \langle S_{l,q_y}^{\alpha}(t) S_{0,q_y}^{\beta} \rangle e^{i(\omega t - ql)} \quad (31)$$

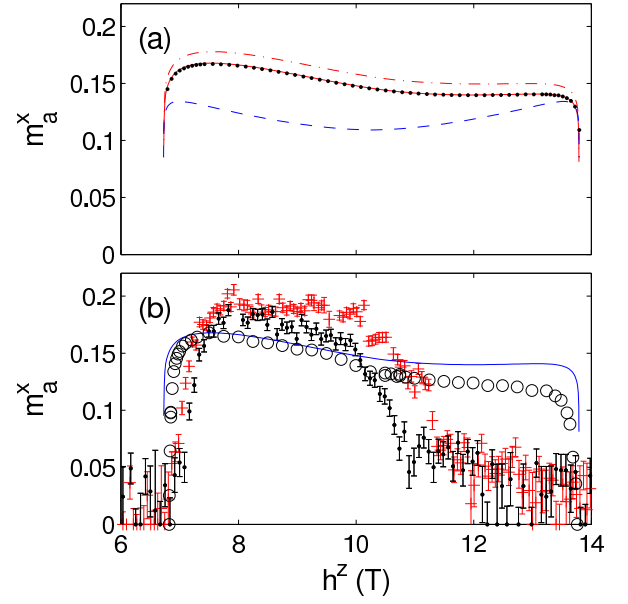


FIG. 10. (Color online): Magnetic field dependence of the staggered magnetization per spin,  $m_a^x(h^z)$ , in the 3D-ordered phase determined for the ground state. (a) Its computation with the analytical bosonization technique for the LL parameters of the compound BPCB and  $J' = 27$  mK is represented by the dash-dotted red line (dashed blue line for the LL parameters of the spin chain mapping). The DMRG result for  $J' = 20$  mK ( $= J'_{\text{MF}}$ ) is represented by black dots (as a comparison the bosonization result for  $J' = 20$  mK is plotted in solid red line). Note, that these two data are almost indistinguishable. (b) Comparison between NMR measurements (black circles) done at  $T = 40$  mK from Ref. 30 and scaled on the theoretical results for  $J' = 27$  mK, neutron diffraction measurements on an absolute scale from Ref. 31 at  $T = 54$  mK ( $T = 75$  mK) (red crosses (black dots)) and the computation for  $J' = 27$  mK (blue line as in panel (a)). Recent neutron diffraction measurements as a function of temperature suggest that the data of Ref. 31 was taken at temperatures approximately 10 mK higher than the nominal indicated temperature.

where  $S_{l,q_y}^{\alpha} = S_{l,1}^{\alpha} \pm S_{l,2}^{\alpha}$  are the symmetric (+) and anti-symmetric (-) operators with rung momentum  $q_y = 0, \pi$  and parity  $P = +1, -1$  respectively,  $\alpha, \beta = z, +, -$ ,  $S_{l,q_y}^{\alpha}(t) = e^{iHt} S_{l,q_y}^{\alpha} e^{-iHt}$  (for a single ladder  $H$  corresponds to the Hamiltonian (2)) and the momentum  $q$  is given in reciprocal lattice units  $a^{-1}$ . The rung momentum  $q_y$  is a good quantum number. The dynamical correlations are directly related to INS measurements (see Sec. VI C). They select different types of rung excitations (as summarized in table I). Using the reflection and translation invariance of an infinite size system ( $L \rightarrow \infty$ ), we can rewrite the considered correlations (31) in a more explicit form (at zero temperature)<sup>74</sup>, i.e.

$$S_{q_y}^{\alpha\beta}(q, \omega) = \frac{2\pi}{L} \sum_{\lambda} | \langle \lambda | S_{q_y}^{\beta}(q) | 0 \rangle |^2 \delta(\omega + E_0 - E_{\lambda}) \quad (32)$$

	$S_0^z$	$S_\pi^z$	$S_0^+$	$S_\pi^+$	$S_0^-$	$S_\pi^-$
$ s\rangle$	0	$ t^0\rangle$	0	$-\sqrt{2} t^+\rangle$	0	$\sqrt{2} t^-\rangle$
$ t^+\rangle$	$ t^+\rangle$	0	0	0	$\sqrt{2} t^0\rangle$	$-\sqrt{2} s\rangle$
$ t^0\rangle$	0	$ s\rangle$	$\sqrt{2} t^+\rangle$	0	$\sqrt{2} t^-\rangle$	0
$ t^-\rangle$	$- t^-\rangle$	0	$\sqrt{2} t^0\rangle$	$\sqrt{2} s\rangle$	0	0
$P$	+1	-1	+1	-1	+1	-1
$\Delta M^z$	0	0	+1	+1	-1	-1

TABLE I. Table of the rung excitations created by the symmetric and antisymmetric operators in the decoupled bond limit.  $P$  is the parity of the operators in the rung direction and  $\Delta M^z$  the change of the total magnetization.

where  $|0\rangle$  denotes the ground state of  $H$  with energy  $E_0$ ,  $S_{q_y}^\beta(q) = \sum_l e^{-iq_l} S_{l,q_y}^\beta$  and  $\sum_\lambda$  is the sum over all eigenstates  $|\lambda\rangle$  of  $H$  with energy  $E_\lambda$ . The form of Eq. (32) clearly shows that  $S_{q_y}^{\alpha\beta}(q, \omega)$  is non-zero if the operator  $S_{q_y}^\beta$  can create an excitation  $|\lambda\rangle$  of energy  $E_0 + \omega$  and momentum  $q$  from the ground state. The correlations  $S_{q_y}^{\alpha\beta}$  are then direct probes of the excitations  $|\lambda\rangle$  in the system.

Since the experimentally relevant case (compound BPCB) corresponds to a relatively strong coupling situation ( $\gamma \ll 1$ , Eq. 8), we use the decoupled bond limit introduced in Sec. II C to present the expected excitations  $|t^+\rangle$ ,  $|t^0\rangle$ ,  $|t^-\rangle$  or  $|s\rangle$ . In table I, we summarize the rung excitations created by all the operators  $S_{q_y}^\beta$  and their properties. For example, the rung parity  $P$  is changed by applying an operator with rung momentum  $q_y = \pi$  and the  $z$ -magnetization is modified by  $\Delta M^z = \pm 1$  by applying the operators  $S_{q_y}^\pm$  respectively.

## B. Excitations in the spin liquid

Using the decoupled bond limit in the spin liquid phase, the excitations in the system can be pictured as the excitation of rung singlets to rung triplets. At zero magnetic field  $h^z = 0$ , the system is spin rotational symmetric and the different triplet excitations have the same energy  $\sim J_\perp$ . It has been seen previously that in this system both single triplet excitations and two-triplet excitations play an important role<sup>12-16</sup>. We discuss these excitations in the following focusing on the ones that can be created by the symmetric  $S_0^{\alpha\alpha} = 2S_0^{\pm\mp}$  and the antisymmetric  $S_\pi^{\alpha\alpha} = 2S_\pi^{\pm\mp}$  correlations (see Fig. 11) for the BPCB parameters (39). Note that these correlations are independent of the direction  $\alpha = x, y, z$  due to the spin rotation symmetry. Our results are in very good agreement to previous findings<sup>13-16</sup>.

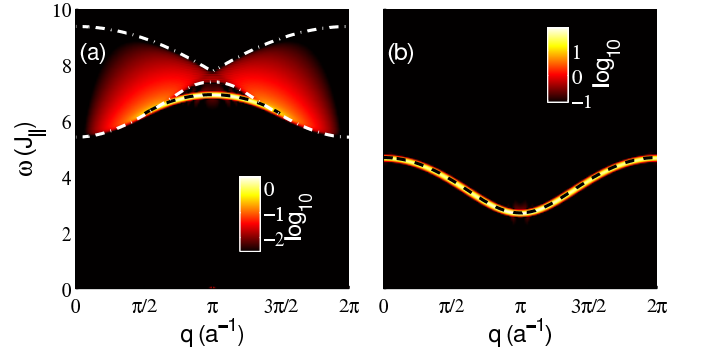


FIG. 11. (Color online): Momentum-energy dependent correlation functions at  $h^z = 0$  (a) Symmetric part  $S_0^{\alpha\alpha}(q, \omega)$  with  $\alpha = x, y, z$ . The dashed (black) line marks the  $(q, \omega)$  position of the two-triplet bound state, Eq. (61b) in Ref. 14. The dash-dotted (white) lines correspond to the boundaries of the two-triplet continuum. (b) Antisymmetric part  $S_\pi^{\alpha\alpha}(q, \omega)$ . The dashed (black) line corresponds to the predicted dispersion relation of a single triplet excitation (Eq. (8) in Ref. 13).

### 1. Single triplet excitations

At  $h^z = 0$ , the system is in a global spin singlet state<sup>1</sup> ( $S = 0$ ). The  $q_y = \pi$  correlation couples then to states with an odd number of triplet excitations with rung parity  $P = -1$  and total spin  $S = 1$ ,  $M^z = \pm 1, 0$  (see table I). Nevertheless, only single triplet excitations are numerically resolved. Their spectral weight is concentrated in a very sharp peak whose dispersion relation can be approximated using a *strong coupling expansion* in  $\gamma$ . Up to first order it is simply given by a cosine dispersion<sup>12</sup>, i.e.  $\omega_t(q)/J_\perp \approx 1 + \gamma \cos q$ . Further corrections up to third order in  $\gamma$  have been determined in Ref. 13. In Fig. 11.b we compare the numerical results for the BPCB parameters (39) to the expression up to third order in  $\gamma$ . The strong coupling expansion describes very well the position of the numerically found excitations.

### 2. Two-triplet excitations

The structure of the  $q_y = 0$  correlation is more complex (Fig. 11.a). Due to the rung parity  $P = 1$  of the operators  $S_0^\alpha$ , the excitations correspond to an even number of triplet excitations with total spin  $S = 1$ ,  $M^z = \pm 1, 0$ . We focus here on the two-triplet excitations that can be resolved numerically. These can be divided into a broad continuum and a very sharp triplet ( $S = 1$ ) bound state of a pair of rung triplets. Since these excitations stem from the coupling to triplets already present in the ground state (Fig. 4), their amplitude for the considered BPCB parameters (39) is considerably smaller than the weight of the single triplet excitations<sup>16</sup>.

The dispersion relation of the bound states has been calculated using a linked cluster series expansion<sup>14</sup>. The

first terms of the expansion have an inverse cosine form and the bound state only exists in an interval around  $q = \pi$  (cf. Ref. 14 and 15). The numerical results for the BPCB parameters (39) agree very well with the analytic form of the dispersion (Fig. 11.a). The upper and lower limits of the continuum can be determined by considering the boundary of the two non-interacting triplet continuum. They are numerically computed using the single triplet dispersion (Eq. (8) in Ref. 13) and shown in Fig. 11.a. They agree very well with the numerically found results. The comparison with the known solutions serves as a check of the quality of our numerical results.

### C. Excitations in the gapless regime

A small applied magnetic field ( $h^z < h_{c1}$ ), at first order, only smoothly translates the excitations shown in Fig. 11 by an energy  $-h^z M^z$  due to the Zeeman effect. However, if the magnetic field exceeds  $h_{c1}$ , the system enters into the gapless regime with a continuum of excitations at low energy. For small values of  $\gamma$  most features of this low energy continuum are qualitatively well described by considering the lowest two modes of the ladder only. Beside the low energy continuum, a complex structure of high energy excitations exist. Contrarily to the low energy sector this structure crucially depends on the high energy triplet modes. In the following, we give a simple picture for these excitations starting from the decoupled bond limit.

#### 1. Characterization of the excitations in the decoupled bond limit

The evolution of the spectra for the BPCB parameters with increasing magnetic field are presented in Fig. 12 for  $S_{q_y}^{zz}$ , in Fig. 13 for  $S_{q_y}^{+-}$ , and in Fig. 14 for  $S_{q_y}^{-+}$ . Three different classes of excitations occur:

- (i) a continuum of excitations at low energy for  $S_0^{zz}$  and  $S_\pi^{\pm\mp}$
- (ii) single triplet excitations at higher energy with a clear substructure for  $S_\pi^{zz}$ ,  $S_0^{+-}$ , and  $S_\pi^{+-}$
- (iii) excitations at higher energy for  $S_0^{zz}$  and  $S_0^{+-}$  and  $S_0^{-+}$  stemming from two-triplet excitations which have their main weight around  $q \approx \pi$ .

In the following we summarize some of the characteristic features of these excitations, before we study them in more detail in Secs. VC 2 to VC 3 b.

(i) The continuum at low energy which does not exist in the spin liquid is a characteristic signature of the gapless regime. It stems from excitations within the low energy band which corresponds to the  $|s\rangle$  and  $|t_+\rangle$  states in the decoupled bond limit (cf. Fig. 2.a and table I):

$S_0^{zz}$  : excitations within the triplet  $|t_+\rangle$  mode

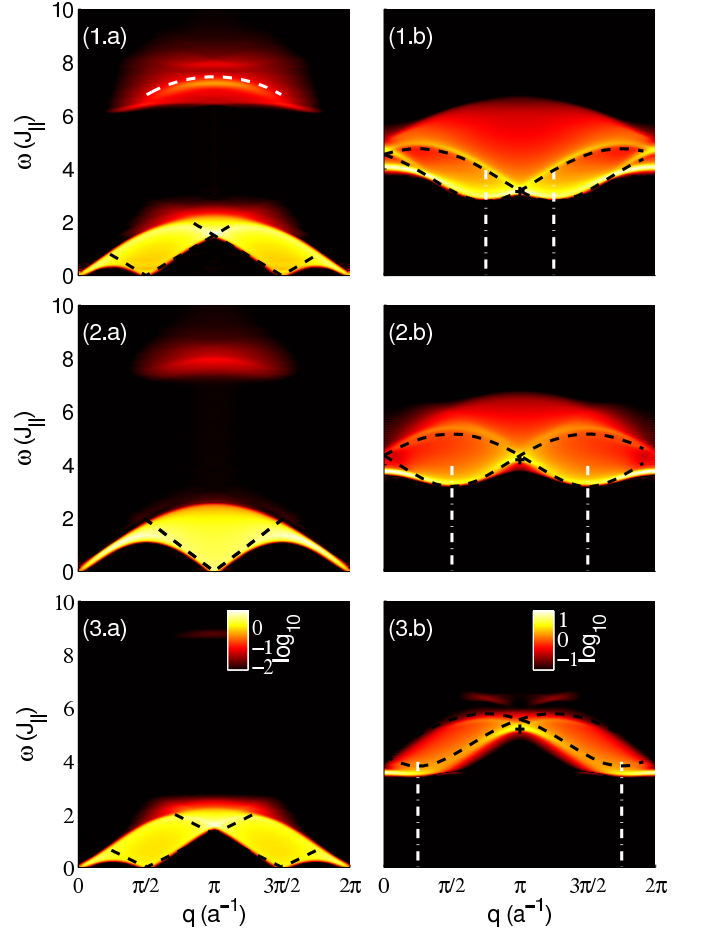


FIG. 12. (Color online): Momentum-energy dependent  $zz$ -correlation function (1) at  $m^z = 0.25$  ( $h^z = 3.153 J_\parallel$ ), (2) at  $m^z = 0.5$  ( $h^z = 4.194 J_\parallel$ ), and (3) at  $m^z = 0.75$  ( $h^z = 5.192 J_\parallel$ ). (a) Symmetric part  $S_0^{zz}(q, \omega)$  without Bragg peak at  $q = 0$ . The dashed black lines correspond to the location of the slow divergence at the lower edge of the continuum predicted by the LL theory. The dashed white curve corresponds to the predicted two-triplet bound state location. (b) Antisymmetric part  $S_\pi^{zz}(q, \omega)$ . The dashed black lines correspond to the position of the high energy divergences or cusps predicted by the approximate mapping on the t-J model. The vertical white dash-dotted lines mark the momenta of the minimum energy of the high energy continuum and the black cross is the energy of its lower edge<sup>20</sup> at  $q = \pi$ .

$S_\pi^{\mp\pm}$  : excitations between the singlet  $|s\rangle$  and the triplet  $|t_+\rangle$  mode.

This continuum is smoothly connected to the spin liquid spectrum in the case of  $S_\pi^{-+}$ . It originates from the single triplet  $|t_+\rangle$  branch (Sec. VB 1) when the latter reaches the ground state energy due to the Zeeman effect. Since two modes play the main role in the description of these low energy features, many of them can already be explained qualitatively by the spin chain mapping. The excitations in the chain have been studied previously using a Bethe ansatz description and exact diagonalization cal-

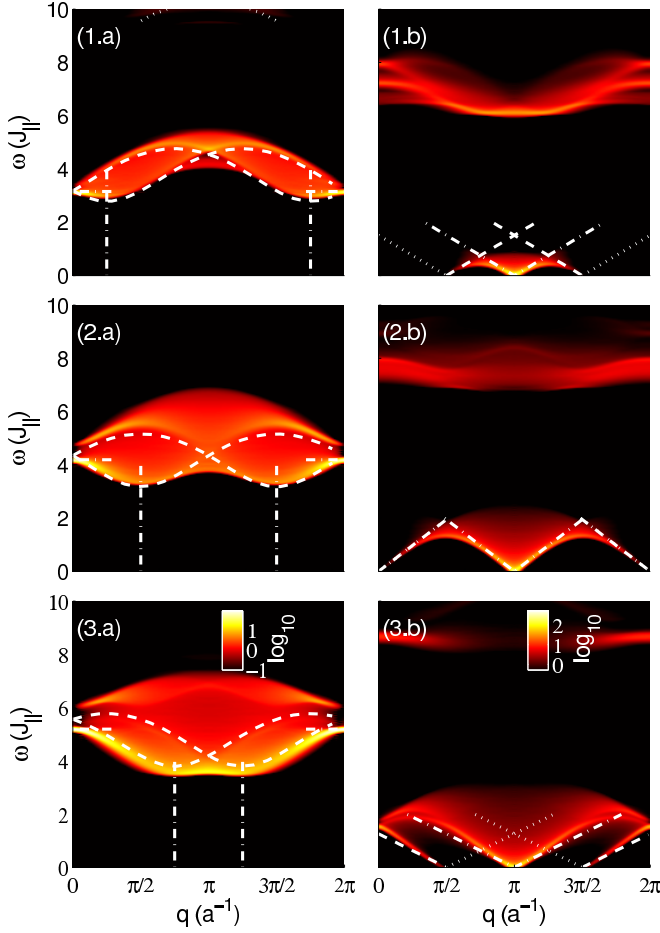


FIG. 13. (Color online): Momentum-energy dependent  $+-$  correlation function (1) at  $m^z = 0.25$  ( $h^z = 3.153 J_{\parallel}$ ), (2) at  $m^z = 0.5$  ( $h^z = 4.194 J_{\parallel}$ ), and (3) at  $m^z = 0.75$  ( $h^z = 5.192 J_{\parallel}$ ). (a) Symmetric part  $S_0^{+-}(q, \omega)$ . The vertical dash-dotted white lines mark the momenta of the minimum energy of the high energy continuum and the horizontal ones the frequency of its lower edge<sup>20</sup> at  $q = 0, 2\pi$ . The dashed white lines correspond to the position of the high energy divergences or cusps predicted by the approximate mapping on the t-J model. The dotted white curve corresponds to the predicted two-triplet bound state location. The high energy excitations at  $\omega = 3h_z$  are hardly visible. (b) Antisymmetric part  $S_{\pi}^{+-}(q, \omega)$ . The dashed and dash-dotted (dotted) white lines correspond to the location of the strong divergence (cusp) at the lower edge of the continuum predicted by the LL theory.

culations in Ref. 75. More recently they were computed in Ref. 35 due to recent progress in the Bethe ansatz method. In particular, the boundary of the spectrum at low energy is well described by this approach, since the LL velocity determining it is hardly influenced by the higher modes (cf. Fig. 23). However, a more quantitative description requires to take into account the higher modes of the system as well. In Sec. V C 2 we compare in detail our results with the LL theory and the spin chain mapping pointing out their corresponding ranges

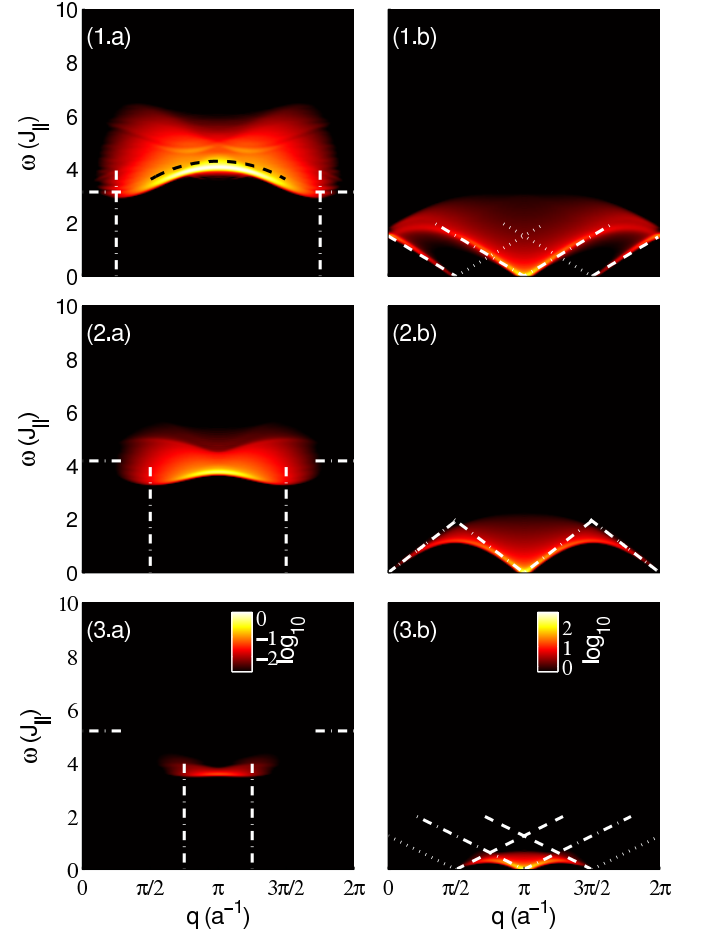


FIG. 14. (Color online): Momentum-energy dependent  $-+$  correlation function (1) at  $m^z = 0.25$  ( $h^z = 3.153 J_{\parallel}$ ), (2) at  $m^z = 0.5$  ( $h^z = 4.194 J_{\parallel}$ ), and (3) at  $m^z = 0.75$  ( $h^z = 5.192 J_{\parallel}$ ). (a) Symmetric part  $S_0^{-+}(q, \omega)$ . The vertical dash-dotted white lines correspond to the momenta at which the minimum energy of the high energy continuum occurs and the horizontal line to the frequency of its lower edge<sup>20</sup> at  $q = 0, 2\pi$ . The dashed black curve corresponds to the predicted two-triplet bound state location. (b) Antisymmetric part  $S_{\pi}^{-+}(q, \omega)$ . The dashed and dash-dotted (dotted) white lines correspond to the location of the strong divergence (cusp) at the lower edge of the continuum predicted by the LL theory.

of validity.

(ii) The single high energy triplet excitations form a continuum with a clear substructure. In the decoupled bond limit, these excitations correspond to

$$\begin{aligned}
 S_{\pi}^{zz} &: \text{Single triplet excitations } |t^0\rangle \text{ at energy } \sim h^z \\
 S_0^{+-} &: \text{Single triplet excitations } |t^0\rangle \text{ at energy } \sim h^z \\
 S_{\pi}^{+-} &: \text{Single triplet excitations } |t^-\rangle \text{ at energy } \sim 2h^z.
 \end{aligned}$$

Many of the features of these continua can be understood by mapping the problem onto a mobile hole in a chain, as pointed out first in Ref. 76. We detail in Sec. V C 3 b

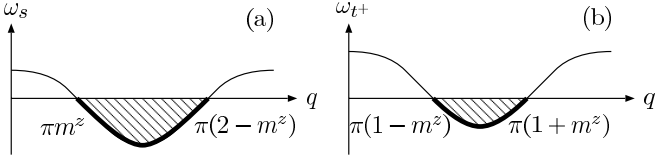


FIG. 15. Fermionic picture for the effect of the magnetic field: Filling of (a) the singlet band  $|s\rangle$ , (b) the triplet band  $|t^+\rangle$  in the gapless phase for a given magnetization  $m^z$ .

and appendix A this mapping. It opens the possibility to investigate the behavior of a single hole in a t-J like model using experiments in pure spin ladder compounds.

(iii) The high energy continuum, which has almost no weight close to the Brillouin zone boundary ( $q = 0, 2\pi$ ), is related to two-triplet excitations of the spin liquid (Sec. V B 2). They are generated from high energy triplet components of the ground state. Their weight therefore vanishes for  $\gamma \rightarrow 0$  and the excitations correspond to

$S_0^{-+}$  : Two-triplet excitations.  $\frac{1}{\sqrt{2}}(|t^0\rangle|t^+\rangle - |t^+\rangle|t^0\rangle)$  at energy  $\sim h^z$

$S_0^{zz}$  : Two-triplet excitations  $\frac{1}{\sqrt{2}}(|t^+\rangle|t^-\rangle - |t^-\rangle|t^+\rangle)$  at energy  $\sim 2h^z$

$S_0^{+-}$  : Two-triplet excitations  $\frac{1}{\sqrt{2}}(|t^0\rangle|t^-\rangle - |t^-\rangle|t^0\rangle)$  at energy  $\sim 3h^z$ .

## 2. Low energy continuum

In this section we concentrate on the low energy excitations of type (i) discussing first their support and then comparing their spectral weight to the LL prediction.

*a. Support of the low energy excitations* The position of the soft modes in the low energy continuum can be directly obtained from the bosonization representation<sup>2,19,20</sup> (see appendix B 2). They can also be understood in a simple picture which we outline in the following. The distribution of the rung state population in the ground state depends on the magnetic field  $h^z$  (see Fig. 4). Taking a fermionic point of view, the magnetic field acts as a chemical potential that fixes the occupation of the singlet and triplet rung states. Increasing the magnetic field reduces the number of singlets, whereas at the same time the number of triplets increases (see sketch in Fig. 15). The Fermi level lies at the momenta  $q = \pi m^z, \pi(2 - m^z)$  for the singlet states and at the momenta  $q = \pi(1 - m^z), \pi(1 + m^z)$  for the triplet states. In this picture the soft modes correspond to excitations at the Fermi levels. For transitions  $|t^+\rangle \leftrightarrow |t^+\rangle$  the transferred momenta of these zero energy excitations are  $q = 0, 2\pi m^z, 2\pi(1 - m^z)$ . In contrast the interspecies transitions  $|t^+\rangle \leftrightarrow |s\rangle$  allow the transfer of  $q = \pi(1 - 2m^z), \pi, \pi(1 + 2m^z)$ . Therefore

the positions of the soft modes in the longitudinal correlation  $S_0^{zz}$  which allows transitions within the triplet states shift from the boundaries of the Brillouin zone inwards towards  $q = \pi$  when  $m^z$  increases (Fig. 12.a). In contrast the positions of the soft modes in the transverse correlations  $S_\pi^{\pm\mp}$  which allow transitions between the singlets and the triplets move with increasing magnetic field outwards (Figs. 13.b and 14.b).

The top of these low energy continua are reached when the excitations reach the boundaries of the energy band. In particular, the maximum of the higher boundary lies at the momentum  $q = \pi$  which is easily understood within the simple picture drawn above (cf. Fig. 15). A more detailed description of different parts of these low energy continua is given in Ref. 75.

Let us compare the above findings with the predictions of the LL theory for the dynamical correlations<sup>2,19,20</sup>. Details on the LL description of the correlations are given in appendix B 2. The LL theory predicts a linear momentum-frequency dependence of the lower continuum edges with a slope given by the LL velocity  $\pm u$  (Fig. 23). The position of the soft modes are given by the ones outlined above (see Fig. 24). The predicted support at low energy agrees very well with the numerical results (Fig. 12.a, 13.b, and 14.b). Of course when one reaches energies of order  $J_\parallel$  in the spectra one cannot rely on the LL theory anymore. This is true in particular for the upper limit of the spectra.

*b. Spectral weight of the excitations* Let us now focus on the distribution of the spectral weight in the low energy continuum. In particular we compare our numerical findings to the Luttinger liquid description. Qualitatively, the LL theory predictions for the low energy spectra are well reproduced by the DMRG computations.

The Luttinger liquid predicts typically an algebraic behavior of the correlations at the low energy boundaries which can be a divergence or a cusp.

$S_0^{zz}$  : The Luttinger liquid predicts peaks at the  $q = 0, 2\pi$  branches and a slow divergence at the lower edge of the incommensurate branches  $q = 2\pi m^z, 2\pi(1 - m^z)$  (with exponent  $1 - K \approx 0.2 \ll 1$ ). In the numerical results (Fig. 12.a) a slight increase of the weight towards the lower edge of the incommensurate branches can be seen.

$S_\pi^{+-}$  : A strong divergence at the lower edge of the  $q = \pi$  branch (with exponent  $1 - 1/4K \approx 3/4 \gg 0$ ) is obtained within the Luttinger liquid description. This is in good qualitative agreement with the strong increase of the spectral weight observed in the numerical data. A more interesting behavior is found close to the momenta  $q = \pi(1 \pm 2m^z)$  in the incommensurate branches. Here a strong divergence is predicted for momenta higher (lower) than the soft mode  $q = \pi(1 - 2m^z)$  ( $q = \pi(1 + 2m^z)$ ) with exponent  $1 - \eta_- \approx 3/4 \gg 0$ . In contrast for momenta lower (higher) than the soft mode  $q = \pi(1 - 2m^z)$  ( $q = \pi(1 + 2m^z)$ ) a cusp with



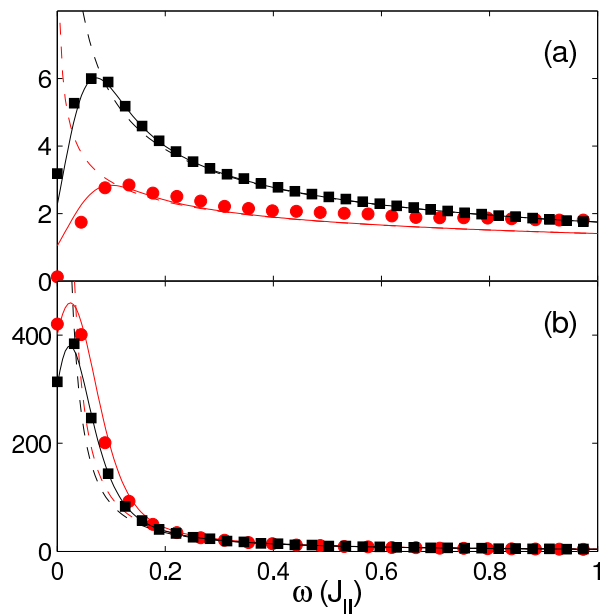


FIG. 16. (Color online): Cuts at fixed momentum  $q = \pi$  and magnetization  $m^z = 0.5$  of the low energy spectrum (a)  $S_0^{zz}(q = \pi, \omega)$ , and (b)  $S_{\pi}^{-+}(q = \pi, \omega)$ . The (red) circles and the (black) squares are the numerical results for the ladder and its spin chain mapping, respectively. The dashed lines correspond to the LL predictions and the solid lines are the latter convolved with the same Gaussian filter than the numerical data. The DMRG frequency numerical limitation is of the order of the peak broadening of width  $\delta\omega \approx 0.1 J_{\parallel}$  (see appendix C 3).

exponent  $1 - \eta_+ \approx -5/4 \ll 0$  is expected<sup>77</sup>. In the numerical results (Fig. 13.b) this very different behavior below and above the soft modes is evident. The divergence and cusp correspond to a large and invisible weight, respectively.

$S_{\pi}^{-+}$ : The same behavior as  $S_{\pi}^{+-}$  replacing  $m^z \rightarrow -m^z$  can be observed in Fig. 14.b.

To compare quantitatively the predictions of the LL to the numerical results we show in Fig. 16 different cuts of the correlations at fixed momentum  $q = \pi$  and magnetization  $m^z = 0.5$  for the ladder and the spin chain mapping. These plots show the DMRG results, the LL description, and the latter convolved with the Gaussian filter. The filter had been used in the numerical data to avoid effects due to the finite time-interval simulated (see appendix C 3). Note that the amplitude of the LL results are inferred from the static correlation functions, such that the LL curve is fully determined and *no fitting parameter* is left. Therefore the convolved LL results can directly be compared to the numerical results. Even though the presented numerical resolution might not be good enough to resolve the behavior close to the divergences (cusps), interesting information as the arising differences between the spin chain mapping and the full lad-

der calculations can already be extracted. In Fig. 16.a, we show a cut through the correlation at fixed momentum  $S_0^{zz}(q = \pi, \omega)$ . The convolved LL and the numerical results compare very well. The difference between the real ladder calculations and the spin chain mapping that neglect the effects of the higher triplet states  $|t^- \rangle$ ,  $|t^0 \rangle$  is obvious. From the LL description point of view, the shift of the spin chain correlation compared to the real ladder curve comes mainly from the prefactor  $A_z$  and the algebraic exponent which are clearly modified by the effects of the high energy triplets (see Fig. 23).

For the transverse correlations, the LL theory predicts a strong divergence (with an exponent  $1 - 1/4K \approx 3/4 \gg 0$  at the lower boundary of the continuum branch at  $q = \pi$ ). A cut through the low energy continuum  $S_{\pi}^{-+}(q = \pi, \omega)$  is shown in Fig. 16.b. The convolved Luttinger liquid reproduces well the numerical results.

### 3. High energy excitations

*a. Weak coupling description of the high energy excitations* Before looking in detail at the two kinds of high energy excitations presented in Sec. V C 1 we compare our computed high energy spectra with the weak coupling description ( $\gamma \gg 1$ ). In this limit information on the spectrum can be extracted from the bosonization description<sup>2,19,20</sup>. In particular one expects a power law singularity at the lower edge continuum with a minimal position at  $q = \pi(1 \pm m^z)$  (for  $S_{\pi}^{zz}$ ),  $q = \pi m^z, \pi(2 - m^z)$  (for  $S_0^{\pm\mp}$ ) and an energy  $h^z$  at momentum  $q = \pi$  (for  $S_{\pi}^{zz}$ ),  $q = 0$  (for  $S_0^{\pm\mp}$ ). Except for  $S_0^{-+}$  in which the spectral weight is too low for a good visualization, our computed spectra reproduces well the predictions for the minimal positions even though the coupling strength considered is not in the weak coupling limit (cf. Figs. 12.b, 13.a and 14.a).

*b. High energy single triplet excitations* The high energy single triplet continua originate from the transition of the low energy rung states  $|s \rangle$  and  $|t^+ \rangle$  to the high energy triplets  $|t^0 \rangle$  and  $|t^- \rangle$ . The excitations coming from the singlets  $|s \rangle$  (in  $S_{\pi}^{zz}$  and  $S_{\pi}^{-+}$ ) are already present in the spin liquid phase (cf. Sec. V B 1) in which they have the shape of a sharp peak centered on the triplet dispersion. The transition between the gapped spin liquid and the gapless regime is smooth and consists in a splitting and a broadening of the triplet branch that generates a broad continuum of new excitations. Contrarily to the latter the excitations coming from the low energy triplets  $|t^+ \rangle$  (in  $S_0^{-+}$ ) are not present in the spin liquid phase. The corresponding spectral weight appears when  $h^z > h_{c1}$ .

An interpretation of the complex structure of these high energy continua can be obtained in terms of itinerant quantum chains. Using a strong coupling expansion of the Hamiltonian (2) (appendix A) it is possible to map the high energy single triplet excitations  $|t^0 \rangle$  to a single hole in a system populated by two types of particles with

pseudo spin  $|\tilde{\uparrow}\rangle = |t^+\rangle$ ,  $|\tilde{\downarrow}\rangle = |s\rangle$  (with the Sec. IIC notation).

In this picture the effective Hamiltonian of the  $J_{\perp}$  energy sector is approximately equivalent to the half filled anisotropic 1D t-J model with one hole (see appendix A 3 b). The effective Hamiltonian is given by

$$H_{t-J} = H_{\text{XXZ}} + H_t + H_{s-h} + \epsilon. \quad (33)$$

where  $\epsilon = (J_{\perp} + h^z)/2$  is an energy shift and  $H_t = J_{\parallel}/2 \sum_{l,\sigma} (c_{l,\sigma}^{\dagger} c_{l+1,\sigma} + h.c.)$  is the usual hopping term. Here  $c_{l,\sigma}^{\dagger}$  ( $c_{l,\sigma}$ ) is the creation (annihilation) operator of a fermion with pseudo spin  $\sigma = \tilde{\uparrow}, \tilde{\downarrow}$  at the site  $l$ . Note that although we are dealing here with spin states, it is possible to faithfully represent the three states of each site's Hilbert space ( $|s\rangle$ ,  $|t^+\rangle$ ,  $|t^0\rangle$ ) using a fermion representation.

Additionally to the usual terms of the t-J model a nearest neighbor interaction term between one of the spins and the hole arises

$$H_{s-h} = -\frac{J_{\parallel}}{4} \sum_l \left[ n_{l,h} n_{l+1,\tilde{\uparrow}} + n_{l,\tilde{\uparrow}} n_{l+1,h} \right]. \quad (34)$$

Here  $n_{l,h}$  is the density operator of the hole on the site  $l$ . In this language the spectral weight of  $S_{\pi}^{zz}$  and  $S_0^{+-}$  corresponding to the single high energy triplet excitations is equivalent to the single particle spectral functions of the up-spin and down-spin particle respectively:

$$\begin{aligned} S_{\pi}^{zz} &\propto \langle c_{\downarrow}^{\dagger} c_{\downarrow} \rangle \quad \text{with hole of type } |s\rangle \rightarrow |t^0\rangle \\ S_0^{+-} &\propto \langle c_{\tilde{\uparrow}}^{\dagger} c_{\tilde{\uparrow}} \rangle \quad \text{with hole of type } |t^+\rangle \rightarrow |t^0\rangle. \end{aligned} \quad (35)$$

Here  $\langle c_{\sigma}^{\dagger} c_{\sigma} \rangle(q, \omega) = \sum_{\lambda} |\langle \lambda | c_{q,\sigma} | 0 \rangle|^2 \delta(\omega + E_0 - E_{\lambda})$ .

For the standard t-J model (for  $SU(2)$  invariant XXX spin background and without the anisotropic term  $H_{s-h}$  in Eq. (33)), these spectral functions have been studied in Refs. 78 and 79. The presence of singularities of the form

$$\langle c_{\sigma}^{\dagger} c_{\sigma} \rangle(q, \omega) \propto [\omega - \omega_{t^0}(q - q_{\nu})]^{2X_{\nu}(q)-1} \quad (36)$$

were found. Here  $\omega_{t^0}(q)$  is the  $|t^0\rangle$  triplet dispersion relation,  $q_{\nu}$  the spinon momentum at the Fermi level and  $X_{\nu}$  the algebraic decay exponent at the singularity. This exponent is not known in our case and depends on the magnetization  $m^z$  and the momentum  $q$ . It generates a peak or a cusp at the energy  $\omega = \omega_{t^0}(q - q_{\nu})$ . The spinon momentum  $q_{\nu}$  depends on the type of the rung state before excitation ( $\nu = s, t^+$ ). For an excitation created from a singlet state  $q_s = \pm \pi m^z$  (for  $S_{\pi}^{zz}$ ) and from the triplet state  $q_{t^+} = \pi(1 \pm m^z)$  (for  $S_0^{+-}$ ) (Fig. 15). At  $h^z = 0$ , a series expansion of  $\omega_{t^0}(q)$  can be performed (Eq. 8 in Ref. 13). To extend it into the gapless phase ( $h_{c1} < h^z < h_{c2}$ ), we approximate  $\omega_{t^0}(q)$  by shifting the value  $\omega_t(q)$  at  $h^z = 0$  by the Zeeman shift, i.e.

$$\omega_{t^0}(q) = \omega_t(q) + \Delta E_0(h^z). \quad (37)$$

Here we used the shift of the ground state energy per rung  $\Delta E_0(h^z) = E_0(h^z) - E_0(0)$ .  $\Delta E_0$  was determined by DMRG calculations (Fig. 25.b for the BPCB parameters). The resulting momentum-frequency positions  $\omega = \omega_{t^0}(q - q_{\nu})$  of the high energy singularities (cusps or divergencies) are plotted on the spectrum Fig. 12.b and Fig. 13.a. They agree remarkably well with the shape of the computed spectra in particular for small magnetic field<sup>80</sup>. Neglecting the additional interaction term  $H_{s-h}$  the t-J model Hamiltonian would lead to a symmetry of these excitations with respect to half magnetization. However in the numerical spectra the effect of the interaction shows up in a clear asymmetry of these excitations (Figs. 12.1.b and 13.3.a). In particular in the  $S_0^{+-}$  correlation some of the weight is seemingly detaching and pushed towards the upper boundary of the continuum (Fig. 13.3.a) for large magnetization. A more detailed account of the spectra can be found in Ref. 81.

A similar mapping can be performed for the single  $|t^-\rangle$  excitation. In contrast to the  $J_{\perp}$  sector in the  $2J_{\perp}$  sector not only the  $|t^-\rangle$  excitation occurs, but the effective Hamiltonian mixes also  $|t^0\rangle$  triplets into the description. Therefore the description by a single hole in a spin-1/2 chain breaks down and more local degrees of freedom are required. This results in a more complex structure as seen in Fig. 13.1.b. Previously high-energy excitations in dimerized antiferromagnets have been described rather generally by a mapping to an X-ray edge singularity problem<sup>82-84</sup>. It is interesting though that in the present setup these excitations can be understood as t-J hole spectral functions, which display a much richer structure than anticipated.

*c. High energy two-triplet excitations* The two-triplet continua and bound states already discussed in the spin liquid phase (cf. Sec. VB 2) are still visible in the gapless regime in the symmetric correlations ( $S_0^{zz}$  and  $S_0^{\pm\mp}$ ). At low magnetic field the location of their maximal spectral weight can be approximated by the expression of the bound state dispersion at zero field (Eq. (61b) in Ref. 14) shifted by the Zeeman energy<sup>85</sup>. The two-triplet excitation location obtained in this way agrees to a good extent with the location found in the numerical calculations (cf. Figs. 12.1.a, 13.1.a and 14.1.a). Since these excitations are generated from the high energy triplet components in the ground state and these vanish with increasing magnetic field (cf. Fig. 4), their residual spectral weight slowly disappears with increasing magnetization.

## D. Weak to strong coupling evolution

For all the excitation spectra presented above the intra-chain coupling ratio of BPCB  $\gamma = J_{\parallel}/J_{\perp} \approx 1/3.55 \ll 1$  was taken. For this chosen value of  $\gamma$ , a strong coupling approach gives a reasonable description of the physics. In this section we discuss the evolution of the spectra from weak ( $\gamma \rightarrow \infty$ ) to strong coupling ( $\gamma \rightarrow 0$ ). To illustrate this behavior, we show in Fig. 17 the symmetric and an-

tisymmetric parts of the correlations  $S_{q_y}^{+-}$  at  $m^z = 0.25$  for different coupling ratios  $\gamma = \infty, 2, 1, 0.5, 0$ .

At  $\gamma \rightarrow \infty$  (Fig. 17.1), the chains forming the ladder correspond to two decoupled Heisenberg chains. In this case the symmetric and antisymmetric correlations are identical  $S_0^{+-} = S_\pi^{+-}$  and are equivalent to the correlation  $2S^{+-}$  of the single chain<sup>75</sup> with magnetization per spin  $m^z/2 = 0.125$ . A complex low energy continuum exists with zero energy branches<sup>6,19,75</sup> at momenta  $q = \pm\pi m^z, \pi$  similar to that discussed in Sec. V C 2. In contrast, in the strong coupling limit ( $\gamma \rightarrow 0$ ) (Fig. 17.5.b) the symmetric correlations vanish and the antisymmetric part corresponds to the single chain correlation  $2S^{+-}$  with anisotropy  $\Delta = 1/2$  and magnetization per spin  $m^z - 1/2$  (see the spin chain mapping in Sec. II C). The antisymmetric part consists of a low energy continuum with branches at momenta  $q = (\pm 2m^z)\pi, \pi$  (Sec. V C 2). Note, that a bosonization description of the low energy sectors of both extreme regimes can be formulated<sup>2,19,20</sup> (appendix B 2).

In the following we discuss the evolution between these two limits. In the antisymmetric correlation (cf. Fig. 17.2-5.b) a low energy continuum exists at all couplings with a zero energy excitation branch at  $q = \pi$ . These low energy excitations correspond mainly to the excitations with  $\Delta S = \Delta M^z = -1$ . This has been pointed out for the weak coupling limit<sup>19,75</sup>. They become the transitions  $|t^+\rangle \rightarrow |s\rangle$  with the same quantum numbers in the decoupled bond limit. Additionally the upper part of the excitation spectrum at weak coupling, which mainly corresponds to excitations with<sup>75</sup>  $\Delta S = 0, 1$  and  $\Delta M^z = -1$  splits from the lower part of the spectrum and moves to higher energy while increasing the coupling. It evolves to a high energy excitation branch which corresponds in the decoupled bond limit to the  $|s\rangle \rightarrow |t^-\rangle$  transition, i.e. single triplet excitations of type (ii) (Sec. V C 3 b) approximately at<sup>86</sup>  $2J_\perp$ .

The properties of the zero energy excitation branch at  $q = \pi$  show a smooth transition between the two limits<sup>2,19</sup>. For example the slope of the lower edge continuum which is determined by the LL velocity  $u$  decreases smoothly from its value for the Heisenberg chain to the lower value for the anisotropic spin chain with  $\Delta = 1/2$  in the strong coupling limit. In contrast to this smooth change, the presence of a finite value of  $J_\perp$  leads to the formation of a gap in the incommensurate low energy branches<sup>19</sup> at  $q = \pm\pi m^z$ . With increasing coupling strength  $J_\perp$  new low energy branches at momenta  $q = \pi(1 \pm 2m^z)$  become visible<sup>2,20</sup>. The weight of these gapless branches is very small for small coupling and increases with stronger coupling<sup>2</sup>.

In contrast to the antisymmetric part, the symmetric part  $S_0^{+-}$  becomes gapped when the interladder coupling  $J_\perp$  is turned on. The lowest energy excitations remain close to the momenta  $q = \pm\pi m^z$  in agreement with Ref. 20. They connect to the single triplet excitations of type (ii) (Sec. V C 3 b) which are approximately at an energy  $J_\perp$ . While increasing  $\gamma$  the higher part of

the spectrum starts to separate from the main part and evolves to a branch of high energy two-triplet excitations of type (iii) (Sec. V C 3 c). These are located at approximately  $3J_\perp$ . Our computed spectra for  $\gamma = 2, 1, 0.5$  presented in Fig. 17.2-4.a clearly show this behavior. In Fig. 17.4.a the highest two-triplet excitations cannot be seen anymore since their spectral weight is too low.

### E. Influence of the weak interladder coupling on the excitation spectrum

Up to now we only discussed the excitations of a single spin ladder and neglected the weak interladder coupling  $J'$  usually present in real compounds.

Deep inside of the spin liquid phase, the correlations for a single ladder are dominated by high energy single or multi triplet excitations as discussed in Sec. V B. The presence of a small interladder coupling  $J'$  causes a dispersion in the interladder direction with an amplitude of order  $J'$ . This effect can be evaluated for independent triplet excitations using a single mode approximation<sup>1</sup>. However, for the compound BPCB the interladder coupling is so small that present day experiments do not resolve this small broadening<sup>32,33</sup>.

In contrast in the gapless phase the effect of the interladder coupling can change considerably the excitations. In particular below the transition temperature to the 3D-ordered phase, a Bragg peak appears at  $q = \pi$  in the transverse dynamical functions  $S_\pi^{\pm\mp}$ . As discussed in Ref. 59, this Bragg peak is surrounded by gapless Goldstone modes and it has been measured in the compound BPCB<sup>31</sup>. Additional high energy modes are predicted to occur in the transverse  $S_\pi^{\pm\mp}$  and longitudinal  $S_0^{zz}$ <sup>59</sup>. It would be interesting to compute the excitations using random phase approximation analogously to Ref. 59 in combination with the computed dynamical correlations for the single ladder in order to investigate the effect of a weak interladder coupling in more detail. However, this goes beyond the scope of the present work and will be left for a future study.

## VI. EXPERIMENTAL MEASUREMENTS

In this section we summarize the results of experiments on the compound BPCB and compare them to the theoretical predictions. First we introduce the structure of the BCPB compound. Then we focus on static and low energy results of the system. Finally we discuss the detection of excitations by INS<sup>32,33</sup> measurements. In particular we give a prediction of the INS cross section in a full range of energy and compare its low energy part with the measured spectra on the compound BPCB.

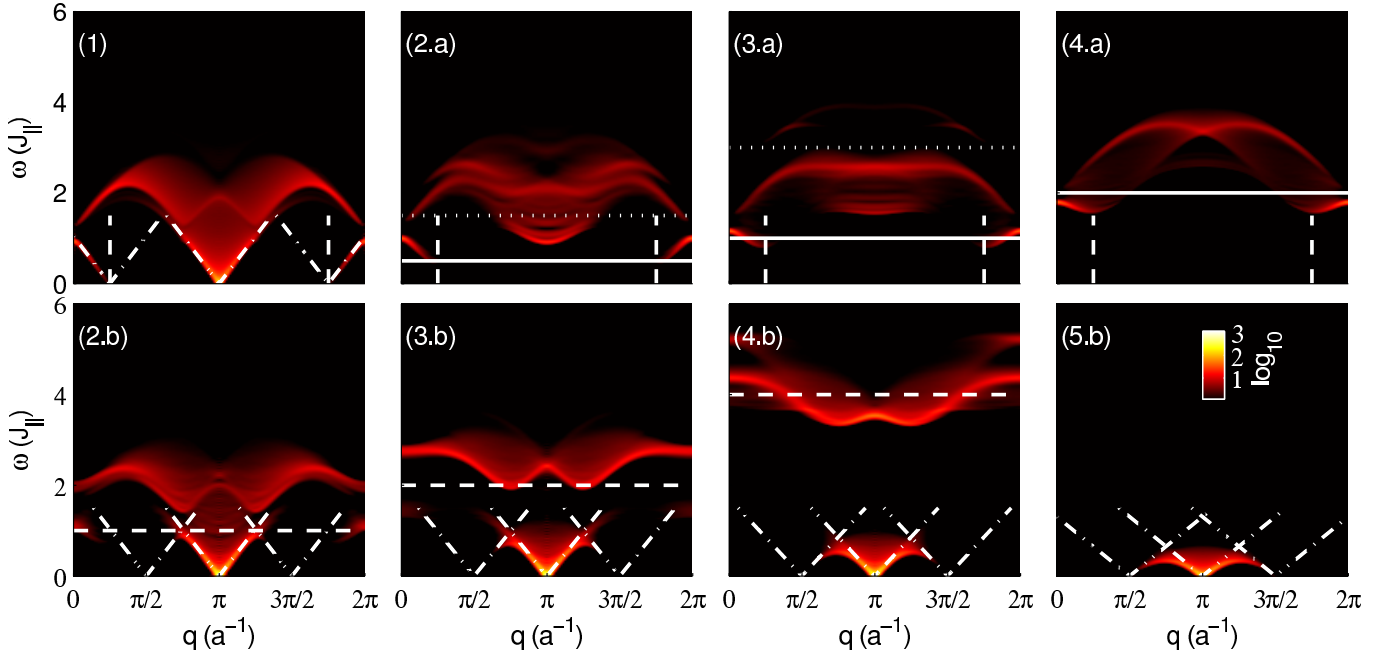


FIG. 17. (Color online): Momentum-energy dependent  $+-$ -correlations ( $S_{q_y}^{+-}(q, \omega)$ ) at  $m^z = 0.25$  for different ladder couplings ( $\gamma = J_{\parallel}/J_{\perp}$ ) (1)  $\gamma \rightarrow \infty$ , (2)  $\gamma = 2$ , (3)  $\gamma = 1$ , (4)  $\gamma = 0.5$ , (5)  $\gamma \rightarrow 0$ . The symmetric (antisymmetric) correlations with  $q_y = 0$  ( $q_y = \pi$ ) are presented in the figures labeled by a (b). In (1,2-4.a) the vertical dashed lines represent the incommensurate momenta of the low energy branches of the single spin chain at  $q = \pm\pi m^z = \pm\pi/4$  (they also correspond to the predicted momenta of the lowest energy excitations of the symmetric correlations<sup>20</sup>). The horizontal solid (dotted) horizontal lines in (2-4.a) correspond to the approximate energy  $J_{\perp}$  ( $3J_{\perp}$ ) of the single triplet excitations of type (ii) (two-triplet excitations of type (iii)). The horizontal dashed lines in (2-4.b) correspond to the approximate energy  $2J_{\perp}$  of the excitations of type (ii). The dash-dotted lines in (1) correspond to the linear low energy boundaries of the continuum of excitations given by the LL theory applied on single Heisenberg chains  $\gamma \rightarrow \infty$ . The dash-dotted lines in (2-5.b) correspond to the linear low energy boundaries of the continuum of excitations given by the LL theory on spin ladder with finite  $\gamma$  (appendix B 2).

### A. Structure of the compound $(C_5H_{12}N)_2CuBr_4$

The compound  $(C_5H_{12}N)_2CuBr_4$ , customarily called BPCB or  $(Hpip)_2CuBr_4$ , has been intensively investigated using different experimental methods such as nuclear magnetic resonance<sup>30</sup> (NMR), neutron diffraction<sup>31</sup> (ND), inelastic neutron scattering<sup>32,33</sup> (INS), calorimetry<sup>29</sup>, magnetometry<sup>87</sup>, magnetostriction<sup>88,89</sup>, and electron spin resonance spectroscopy<sup>90</sup> (ESR).

The magnetic properties of the compound are related to the unpaired highest energy orbital of the  $Cu^{2+}$  ions. Thus the corresponding spin structure (Fig. 18) matches with the  $Cu^{2+}$  location<sup>28,30,32</sup>. The unpaired spins form two types of inequivalent ladders (Fig. 18) along the  $\mathbf{a}$  axis ( $\mathbf{a}$ ,  $\mathbf{b}$  and  $\mathbf{c}$  are the unit cell vectors of BPCB). The direction of the rung vectors of these ladders are  $\mathbf{d}_{1,2} = (0.3904, \pm 0.1598, 0.4842)$  in the primitive vector coordinates (Fig. 18.b). As one can see from the projection of the spin structure onto the  $\mathbf{bc}$ -plane (Fig. 18.b), each rung has  $n_c = 4$  interladder neighboring spins.

The BPCB structure has been identified as a good experimental realization of the system of weakly coupled spin-1/2 ladders<sup>28</sup> described by the Hamiltonian (1). As

we will explain in the next section, the interladder coupling  $J'$  has been experimentally determined to be<sup>30,31</sup>

$$J' \approx 20 - 100 \text{ mK}. \quad (38)$$

The intraladder couplings from Eq. (2) were determined to be  $J_{\perp} \approx 12.6 - 13.3 \text{ K}$ ,  $J_{\parallel} \approx 3.3 - 3.8 \text{ K}$  with different experimental techniques and at different experimental conditions<sup>28-33,87-89</sup>. In this paper, we use the values<sup>91</sup>

$$J_{\perp} \approx 12.6 \text{ K}, \quad J_{\parallel} \approx 3.55 \text{ K}. \quad (39)$$

Recently a slight anisotropy of the order of 5% of  $J_{\perp}$  has been discovered by ESR<sup>90</sup> measurements. This anisotropy could explain the small discrepancies between the couplings found in different experiments. The magnetic field in Tesla is related to  $h^z$  replacing

$$h^z \rightarrow g\mu_B h^z \quad (40)$$

in Eq. (2) with  $\mu_B$  being the Bohr magneton and  $g$  being the Landé factor of the unpaired copper electron spins. The latter depends on the orientation of the sample with respect to the magnetic field. For the orientation chosen in the NMR measurements<sup>30</sup>, it amounts to<sup>91</sup>  $g \approx 2.126$ . It can vary up to  $\sim 10\%$  for other experimental setups<sup>28</sup>.

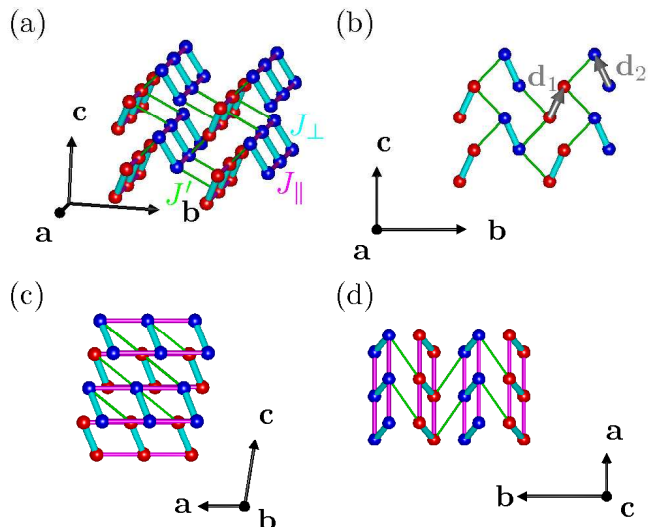


FIG. 18. (Color online): Coupling structure of BPCB where the unpaired electron spins of the  $\text{Cu}^{2+}$  atoms in the first (second) type of ladders are pictured by red (blue) spheres. The  $J_{\perp}$ ,  $J_{\parallel}$  and  $J'$  coupling paths are represented in turquoise, pink, and green, respectively.  $\mathbf{a}$ ,  $\mathbf{b}$  and  $\mathbf{c}$  are the three unit cell vectors of the structure. Gray arrows are the rung vectors of the two types of ladders  $\mathbf{d}_{1,2}$ . (a) 3D structure. (b) Projection of the 3D structure onto the  $\mathbf{bc}$ -plane. (c) Projection of the 3D structure onto the  $\mathbf{ac}$ -plane. (d) Projection of the 3D structure onto the  $\mathbf{ab}$ -plane.

## B. Thermodynamic measurements and low energy properties

Many interesting thermodynamic measurements have been performed on BPCB. We select in the following some of these experiments and compare them to the theoretical predictions.

The longitudinal magnetization that can be measured very precisely by NMR (see Ref. 30) was shown to agree remarkably with the one computed using the weakly coupled ladder model (Fig. 3). Unfortunately, the magnetization is not very sensitive to the underlying model (Sec. IV A). Thus it cannot be used to select between various models, but once the model is fixed, it can be used to fix precisely the parameters given the high accuracy of the experimental data. In particular, the position of the critical fields are very sensitive to the values of the intraladder couplings (Sec. IV A). The couplings determined by this method are  $J_{\perp} \approx 12.6$  K and  $J_{\parallel} \approx 3.55$  K.

A more selective test to distinguish between various models is provided by the specific heat. This is due to the fact that the specific heat contains information on high energy excitations which are characteristic for the underlying model. As shown in Fig. 6 the experimental data are remarkably described, up to an accuracy of a few percent, by a simple Heisenberg ladder Hamiltonian with the parameters extracted from the magneti-

zation. In particular, not only the low temperature behavior is covered by the ladder description, but also the higher maxima. This indicates that the ladder Hamiltonian is an adequate description of the compound. The small discrepancies between the specific heat data and the calculation which is essentially exact can have various sources. First of all, the subtraction of the non-magnetic term in the experimental data can account for some of the deviations. Furthermore the interladder coupling can induce slight changes in the behavior of the specific heat. Finally deviations from the simple ladder Hamiltonian can be present. Small anisotropy of the couplings can exist and indeed are necessary to interpret recent ESR experiments<sup>90</sup>. Other terms such as longer range exchanges or Dzyaloshinskii-Moryia (DM) terms might occur along the legs even if the latter is forbidden by symmetry along the dominant rung coupling. Clearly all these deviations from the Heisenberg model cannot be larger than a few percents. They will not lead to any sizeable deviation for the Luttinger parameters (Fig. 23) in the one dimensional regime. Close to the critical points they can, however, play a more important role. It would thus be interesting in subsequent studies to refine the model to take such deviations into account.

After having fixed the model and the intraladder couplings up to a few percents we use it to compute other experimentally accessible quantities such as the magnetostriction, thermal expansion, the NMR relaxation rate, the transition temperature to the ordered phase and its order parameter. In Refs. 88 and 89 the magnetostriction and thermal expansion were compared to the theoretical results using the described ladder model. A very good agreement was found in a broad range of temperature (not shown here). Note that only a full ladder model allows a global quantitative description of the magnetostriction effect which provides an additional confirmation of the applicability of the model. The quality of the determination of the model and its intraladder parameters becomes even more evident in the comparison of the NMR data for the relaxation rate  $T_1^{-1}$  with the theoretical results of the Luttinger liquid theory as shown in Fig. 8. Only *one* adjustable parameter is left, namely the hyperfine coupling constant (see Sec. IV C). This parameter allows for a global expansion of the theoretical curve, but not for a change of its shape. The agreement between the theory and the experimental data is very good over the whole range of the magnetic field and only small deviations can be seen. The compound BPCB thus allows to *quantitatively* test the Luttinger liquid universality class. Even though the Luttinger liquid description is restricted to low energies, in BPCB its range of validity is rather large. Indeed at high energy, its breakdown is approximately signaled by the first peak of the specific heat<sup>29</sup> (see Sec. IV B 2). Here this has a maximum scale of about  $T \sim 1.5$  K at midpoint between  $h_{c1}$  and  $h_{c2}$  (see Fig. 5.c). Given the low ordering temperature which has a maximum at about  $T \sim 100$  mK this leaves a rather large Luttinger regime for this compound.

Taking now the coupling between ladders into account, one can induce a transition to a three-dimensional ordered phase. The transition temperature is shown in Fig. 9. Experimentally it is determined by NMR<sup>30</sup> and neutron diffraction measurements<sup>31</sup>. Theoretically the ladders are described by Luttinger liquid theory and their interladder coupling is treated in a mean-field approximation (Secs. III C and III D). As shown in Fig. 9, the Luttinger liquid theory provides a remarkable description of the transition to the transverse antiferromagnetic order at low temperatures. The shape of  $T_c(h^z)$  is almost perfectly reproduced, in agreement with both the NMR<sup>30</sup> and the ND data<sup>31</sup>. The comparison with the experiments determines the interladder coupling  $J'$ , the only adjustable parameter. The simple mean-field approximation would give a value of  $J' \sim 20$  mK. As discussed in Sec. IV D 1 mean-field tends to underestimate the coupling and it should be corrected by an essentially field independent factor. Taking this into account we obtain a coupling of the order of  $J' = 27$  mK.

The order parameter in the antiferromagnetic phase can also be observed by experiments. It shows a very interesting shape. At a pure experimental level neutron diffraction and NMR have some discrepancies as shown in Fig. 10. These discrepancies can be attributed to the different temperatures at which the data has been taken, and a probable underestimate of the temperature in the neutron diffraction experiments<sup>31</sup>. Indeed the order parameter close to the critical magnetic field  $h_{c2}$  is very sensitive to temperature, since the transition temperature drops steeply in this regime. Note that although the NMR allows clearly for a more precise measurement of the transverse staggered magnetization it cannot give its absolute value. Thus the amplitude of the order parameter is fixed from the neutron diffraction measurement. Even though a good agreement between the theoretical results and the experimental results is obtained, several questions concerning the deviations remain to be addressed.

First, the theoretical curve does not fully follow the shape of the experimental data. Particularly at high fields the experimental data shows a stronger decrease. A simple explanation for this effect most likely comes from the fact that the calculation is performed at zero temperature, while the measurement is done at 40 mK. This is not a negligible temperature with respect to  $T_c$ , in particular at magnetic fields close to  $h_{c2}$ . Extrapolation of the experimental data to zero temperature<sup>30</sup> improves the agreement. However, for a detailed comparison either lower temperature measurements or a calculation of the transverse staggered magnetization at finite temperature would be required. Both are quite difficult to perform and will clearly require further studies.

The second question comes from the amplitude of the staggered magnetization. Indeed the experimental data seem to be slightly above the theoretical curve, even if one uses the value  $J' = 27$  mK for the interladder coupling. This is surprising since one would expect that going be-

yond the mean-field approximation could only reduce the order parameter. Naively, one would thus need a larger coupling, perhaps of the order of  $J' \sim 60 - 80$  mK to explain the amplitude of the order parameter. This is a much larger value than the one extracted from the comparison of  $T_c$ . How to reconcile these two values remains open. The various anisotropies and additional small perturbations in the ladder Hamiltonian could resolve part of this discrepancy. However, it seems unlikely that they result in a correction of  $J'$  by a factor of about 2-3. Another origin might be the presence of some level of frustration present in the interladder coupling. Clearly more experimental and theoretical studies are needed on that point.

### C. Inelastic neutron scattering

The inelastic neutron scattering (INS) technique is a direct probe for dynamical spin-spin correlation functions. Measurements have been performed on the compound BPCB in the spin liquid phase<sup>32,33</sup> (low magnetic field) and in the gapless regime<sup>32</sup>. Modeling the compound BPCB by two inequivalent uncoupled ladders oriented along the two rung vectors  $\mathbf{d}_{1,2}$  (see Fig. 18) the magnetic INS cross section<sup>92</sup> is given by the formula

$$\frac{d^2\sigma}{d\Omega dE'} \propto \frac{q'}{q} |F(\mathbf{Q})|^2 \sum_{i=1,2} \left\{ \frac{1}{2} \left( 1 + \frac{Qz^2}{Q^2} \right) [\cos(\mathbf{Q} \cdot \mathbf{d}_i)(S_{21}^{+-} + S_{21}^{-+}) + S_{11}^{+-} + S_{11}^{-+}] + 2 \left( 1 - \frac{Qz^2}{Q^2} \right) [\cos(\mathbf{Q} \cdot \mathbf{d}_i)S_{21}^{zz} + S_{11}^{zz}] \right\}. \quad (41)$$

Here  $\mathbf{Q} = (Q^x, Q^y, Q^z) = \mathbf{q} - \mathbf{q}'$  is the momentum transferred to the sample ( $\mathbf{q}, \mathbf{q}'$  are the incident, scattered neutron momenta) and  $\omega = E - E'$  is the transferred energy ( $E, E'$  are the incident, scattered neutron energies). The correlations  $S_{ij}^{\alpha\beta}$  are understood to be evaluated at the momentum  $\mathbf{Q} \cdot \mathbf{a}$  and frequency  $\omega$ , and are defined by

$$S_{ij}^{\alpha\beta}(\mathbf{Q} \cdot \mathbf{a}, \omega) = \frac{S_0^{\alpha\beta}(\mathbf{Q} \cdot \mathbf{a}, \omega) \pm S_\pi^{\alpha\beta}(\mathbf{Q} \cdot \mathbf{a}, \omega)}{2} \quad (42)$$

(+ sign if  $i = j$  and - sign if  $i \neq j$ ) with  $S_{q_y}^{\alpha\beta}$  defined at zero temperature in Eq. (31) and evaluated for a momentum  $q = \mathbf{Q} \cdot \mathbf{a}$  along the  $\mathbf{a}$  unit cell vector (momentum along the ladder direction). The magnetic form factor  $F(\mathbf{Q})$  of the  $\text{Cu}^{2+}$  and the ratio  $q'/q$  are corrected in the experimental data.

The INS cross section (41) is directly related to a combination of different correlation functions  $S_{q_y}^{\alpha\beta}$  with weights depending on the transferred momentum  $\mathbf{Q}$  and the magnetic field orientation. In the model definition (see Sec. II A), the magnetic field  $\mathbf{h}$  is pointing along the  $z$  direction. Aligning it to the  $\mathbf{b}$  unit cell vector and

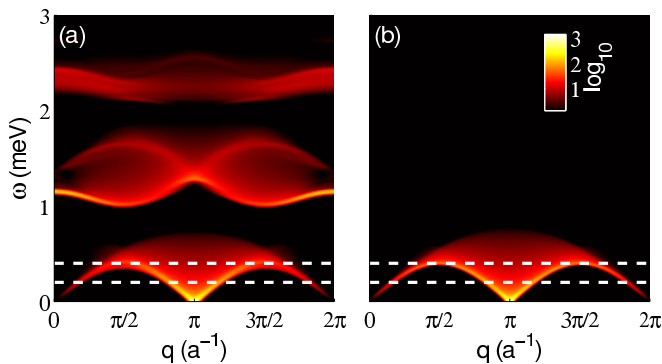


FIG. 19. (Color online): Theoretical momentum-energy dependent INS cross section for BPCB with  $\mathbf{Q} \cdot \mathbf{d}_i = \pi$  ( $i = 1, 2$ ) and  $q = \mathbf{Q} \cdot \mathbf{a}$  at  $m^z = 0.5$  in (a) a ladder system and (b) the spin chain mapping. The horizontal dashed lines correspond to the constant energy scans at  $\omega = 0.2, 0.4$  meV shown in Fig. 21.

tuning  $\mathbf{Q}$  in the  $\mathbf{a}^* \mathbf{c}^*$ -plane ( $\mathbf{a}^*$ ,  $\mathbf{b}^*$  and  $\mathbf{c}^*$  are the reciprocal vectors of  $\mathbf{a}$ ,  $\mathbf{b}$  and  $\mathbf{c}$ ) allows one to keep constant the prefactors in Eq. (41) scanning the  $\mathbf{a}^*$ -momenta with the condition  $\mathbf{Q} \cdot \mathbf{d}_i = 0$  or  $\pi$  to target the symmetric or antisymmetric part, respectively.

We focus here on the antisymmetric part for which the low energy spectra have already been studied experimentally and theoretically<sup>32</sup>. Theoretically the focus so far lay on the description by the spin chain mapping. We compute here the INS cross section (41) for the full ladder at  $m^z = 0.25, 0.5, 0.75$  using the correlations presented in Sec. V. The results are shown in Figs. 19 and 20 and are compared to the results from the spin chain mapping.

As expected from expression (41), it contains the different excitations present in the spectra of  $S_{\pi}^{zz}$  and  $S_{\pi}^{\pm\mp}$  (cf. Figs. 12.b, 13.b and 14.b):

- (a) The low energy continuum originates from the transversal correlations  $S_{\pi}^{\pm\mp}$ . It is qualitatively well described by the spin chain mapping that presents a symmetry with respect to half magnetization.
- (b) The continuum of excitations at energy<sup>86</sup>  $\sim J_{\perp}$  comes from the longitudinal correlation  $S_{\pi}^{zz}$  and is not present in the spin chain mapping.
- (c) The continuum of excitations at energy<sup>86</sup>  $\sim 2J_{\perp}$  comes from the transversal correlation  $S_{\pi}^{+-}$  and is not present in the spin chain mapping.

The main features of the low energy continuum (a) are well covered by the spin chain mapping<sup>32</sup>. However, slight differences between the low energy excitations in the spin ladder and the spin chain are still visible (cf. also Sec. V C 2). They can even be distinguished in the experimental data as shown in Figs. 21 and 22 where some cuts at fixed energy  $\omega = 0.2, 0.4$  meV are plotted. The

INS measured intensity is directly compared to the theoretical cross section (41) computed for the ladder and the spin chain mapping at  $m^z = 0.24, 0.5, 0.72$  convolved with the instrumental resolution. The amplitude is fixed by fitting one proportionality constant for all fields, energies, and wave vectors.

These scans at fixed energy present peaks when the lower edge of the continua (related to the correlations  $S_{\pi}^{\pm\mp}$ ) is crossed (see dashed white lines in Figs. 19 and 20). As one can see, the theoretical curves for the ladder and the spin chain both reproduce well the main features in the experimental data and only small differences are present:

- The spectral weight intensity at  $m^z = 0.5$  and  $\omega = 0.4$  meV (in Fig. 21.b) is slightly overestimated by the spin chain mapping.
- The height of the two central peaks at  $m^z = 0.24$  and  $\omega = 0.2$  meV (in Fig. 22.c) is underestimated by the spin chain mapping.

Whereas the low energy excitations (a) only showed a slight asymmetry with respect to the magnetization, a very different behavior can be seen in the high energy part (b)-(c). Indeed, the high energy part of the INS cross section (Fig. 20) is very asymmetric with respect to half magnetization. As we discussed in Sec. V, these excitations are due to the high energy triplets that can be excited in  $S_{\pi}^{zz}$  and  $S_{\pi}^{+-}$  (see Fig. 12.b and Fig. 13.b) and are totally neglected in the spin chain mapping. Their corresponding spectral weight is of the same order than the low energy spectra, and thus should be accessible experimentally. It would be very interesting to have an experimental determination of this part of the spectrum, since as we have seen it contains characteristic information on the system itself and related to itinerant systems via the various mappings.

## VII. CONCLUSIONS

In this paper we have looked at the thermodynamic and dynamical properties of weakly coupled spin ladders under a magnetic field. This was done by a combination of analytical techniques, such as Bethe ansatz, bosonization and Luttinger liquid theory, and numerical techniques such as DMRG and quantum Monte Carlo. Using this combination of techniques we were able to explore the physical properties in the three main regions of the phase diagram of such spin ladders under a magnetic field, namely: a) a gapped spin liquid at low fields; b) a massless phase at intermediate fields  $h_{c1} < h^z < h_{c2}$ ; c) a saturated phase at larger fields. In addition to the theoretical analysis we compared our findings to the experimental results on the compound BPCB  $((\text{C}_5\text{H}_{12}\text{N})_2\text{CuBr}_4)$  which is an excellent realization of such ladder systems.

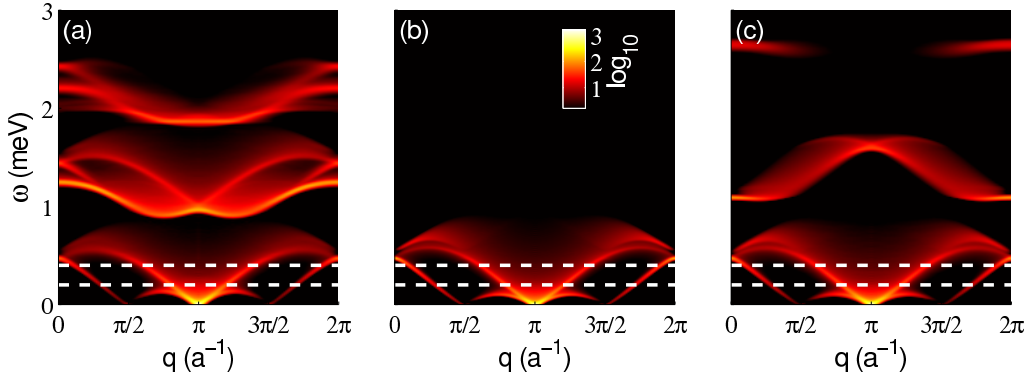


FIG. 20. (Color online): Theoretical momentum-energy dependent INS cross section for BPCB with  $\mathbf{Q} \cdot \mathbf{d}_i = \pi$  ( $i = 1, 2$ ) and  $q = \mathbf{Q} \cdot \mathbf{a}$ , (a) at  $m^z = 0.25$  (b) at  $m^z = 0.25, 0.75$  in the spin chain mapping, (c) at  $m^z = 0.75$ . The horizontal dashed lines correspond to the constant energy scans at  $\omega = 0.2, 0.4$  meV plotted in Fig. 22.

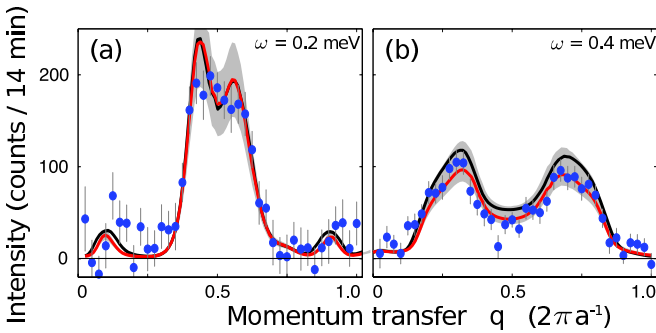


FIG. 21. (Color online): Inelastic neutron scattering intensity measured along  $\mathbf{a}^*$  of BPCB<sup>32</sup> with the momentum  $\pi$  in the rung direction ( $\mathbf{Q} \cdot \mathbf{d}_i = \pi$ ) at  $h^z = 10.1$  T ( $m^z \approx 0.5$ ) and  $T = 250$  mK after subtraction of the zero-field background. In each panel, fixed energy scans (shown by white dashed lines in Fig. 19) are plotted: (a)  $\omega = 0.2$  meV, (b)  $\omega = 0.4$  meV. The circles correspond to the experimental data. The red (black) solid lines are the  $m^z = 0.5$  theoretical data for the ladder (the spin chain mapping) convolved with the instrumental resolution. The shaded bands indicate the error bar in the experimental determination of a single proportionality constant valid for all fields, energies, and wave vectors. The width of these areas combines the statistics of all our scans with uncertainties in the exact magnetization values at the chosen fields and in the convolution procedure.

For thermodynamics we computed the magnetization and specific heat of the system as a function of temperature and magnetic field. The extension of the DMRG technique to finite temperature allows us to compute these quantities with an excellent accuracy. In the gapless phase the low energy part of the specific heat agrees well with the prediction of the Luttinger liquid theory, which is the low energy theory describing most of massless one dimensional systems. At higher temperatures, the numerical solution is needed to capture the precise structure of the peaks in the specific heat, that reflect

the presence of the excited states in the ladder. Comparison of the theoretical calculations with the measured magnetization and specific heat proves to be remarkable. This good agreement confirms that the ladder model is indeed a faithful description of the compound BPCB. It also gives direct access, via the maxima in magnetization and peaks in the specific heat to the approximate region of applicability of the Luttinger liquid description. For the low energy dynamics we used a combination of the numerical techniques to determine the Luttinger liquid parameters and then the analytical description based on Luttinger liquids to compute the dynamical spin-spin correlation functions. This allowed to extract the NMR relaxation rate and the one dimensional antiferromagnetic transverse susceptibility. If the ladders are very weakly coupled, which is the case in the considered material, the divergence of the susceptibility leads to a three dimensional antiferromagnetic order at low temperatures in the direction transverse to the applied magnetic field. We computed this transition temperature and the order parameter at zero temperature. Comparison with the measured experimental quantities both by NMR and neutron diffraction proved again to be remarkable. This excellent agreement between theory and experiment for these quantities as a function of the magnetic field allows to *quantitatively* test the Luttinger liquid theory. Indeed it shows that several different correlations are indeed totally described by the knowledge of the two Luttinger liquid parameters (and the amplitudes relating the microscopic operators to the field theory one). This is something that could not really be tested previously since either the microscopic interactions were not known in details, leaving the Luttinger parameters as adjustable parameters, or only one correlation function could be measured in a given experiment, not allowing to test for universality of the description.

We also gave a detailed description of the dynamical spin-spin correlations, for  $T = 0$  using the time dependent DMRG method, for a wide range of energies and all



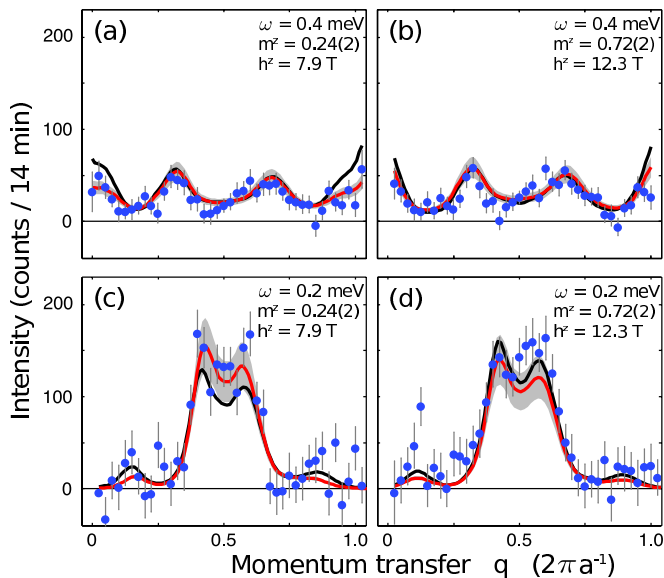


FIG. 22. (Color online): Inelastic neutron scattering intensity measured along  $\mathbf{a}^*$  of BPCB<sup>32</sup> with a  $\pi$  momentum in the rungs ( $\mathbf{Q} \cdot \mathbf{d}_i = \pi$ ) at  $T = 250$  mK after subtraction of the zero-field background. In each panel, cuts at fixed energy (shown by white dashed lines in Fig. 20) are plotted: (a)  $\omega = 0.4$  meV and  $m^z = 0.24$ , (b)  $\omega = 0.4$  meV and  $m^z = 0.72$ , (c)  $\omega = 0.2$  meV and  $m^z = 0.24$ , (d)  $\omega = 0.2$  meV and  $m^z = 0.72$ . The circles correspond to the experimental data. The solid red (black) curves are the theoretical data for the ladder (the spin chain mapping) convolved with the instrumental resolution. The shaded bands indicate the error bar in the experimental determination of a single proportionality constant valid for all fields, energies, and wave vectors. The width of these areas combines the statistics of all our scans with uncertainties in the exact magnetization values at the chosen fields and in the convolution procedure.

momenta. The excitations reveal many important informations on the system and are well suited to characterize it. In particular we show the interesting evolution of the excitations in the system with the magnetic field and with different coupling strengths. Quite interestingly the intermediate energy part can be related to the excitations of a t-J model and shows thereby features of itinerant systems. We also showed that the dynamical correlations of the ladder possess characteristic high energy features that are clearly distinct from the corresponding spectrum for spin chains.

The numerical calculation is efficient for the high and intermediate energy part of the spectrum for which the Luttinger liquid description cannot be applied. We showed that the two methods, numerics and LL have enough overlap, given the accuracy of our calculation so that we can have a full description of the dynamical properties at all energies. This allowed us to use each of the method in the regime where it is efficient. In particular, in the present study we did not push the numerical calculations to try to obtain the exact behavior at low

energies, but focus on the high and intermediate energy regime. We used the analytical description coupled to the numerical determination of the Luttinger parameters to obtain a very accurate low energy description. We made the connection between our results and several analytical predictions. In particular at intermediate-low energy our calculation agrees with the Luttinger liquid prediction of incommensurate points and behavior (divergence, convergence) of the correlations.

We compared our numerical results with existing INS data on the compound BPCB and found excellent agreement. It is rewarding to note that the resolution of our dynamical calculation is, in energy and momentum, at the moment better than the one of the experiment. The comparison between theory and experiment is thus essentially free of numerical error bars. Given the current resolution of the INS experiment it is difficult to distinguish in the low energy part of the spectrum the difference between the dynamical correlation of the true ladder and the one of an anisotropic spin 1/2 system, which corresponds to the strong rung exchange limit. More accurate experiments would be desirable in this respect. An alternative route is to probe experimentally the high energy part of the spectrum, since these high energy excitations contain many characteristic features of the underlying model.

On the conceptual side and also in connection with the compound BPCB several points remain to be investigated. An extension of the dynamical results to finite temperature would be desirable. This could be used to study different effects such as the interesting shifts and damping of the triplet modes with temperature that have been observed in three dimensional gapped system<sup>93</sup>. A second important step would be to improve the description of the quasi one dimensional systems, by including in a mean-field way the effect of the other ladders in the numerical study. This is something we already partly performed, but the extension to the dynamical quantities remains to be done. This is specially important close to the quantum critical points  $h_{c1}$  and  $h_{c2}$  where the inter-ladder coupling becomes crucial and the system undergoes a dimensional crossover between a one dimensional and a higher dimensional (three dimensional typically) behavior. Understanding such a crossover is a particularly challenging question since the system goes from a description for which an image of essentially free fermions applies (in the one dimensional regime) to one for which a description in terms of essentially free bosons (the three dimensional regime) applies.

One step further would be the extension of the investigation of the combined numerical-analytical methods we used here to other systems including ladder systems with certain asymmetries or in the presence of disorder.

## ACKNOWLEDGMENTS

We thank T. Barthel, C. Berthod, J.-S. Caux, V. V. Cheianov, A. Furusaki, U. Schollwöck, S. Trebst, and S. White for useful discussions and specially J.-S. Caux for the data exchange. We acknowledge support of the 'Triangle de la Physique', the ANR 'FAMOUS', and of the Swiss NSF, under MaNEP and Division II. T. Giamarchi would like to thank the Aspen Center for Physics, where part of this work was completed. M. Klanjšek acknowledges support from the Centre of Excellence EN→FIST, Dunajska 156, SI-1000 Ljubljana, Slovenia.

### Appendix A: Strong coupling expansion of a single spin ladder

In this appendix we show how the spin ladder Hamiltonian (2) at strong coupling ( $\gamma \ll 1$ ) can be expressed in bosonic operators acting on single bonds introduced in Ref. 94. This representation allows a classification of the excitations due to their position in energy. We first derive perturbatively an effective system based on this Hilbert space organization by energy sectors. We introduce the Schrieffer-Wolff transformation that maps the physical system to the effective, and approximate it using a strong coupling expansion. Thus, we evaluate the rung densities of the ground state in the spin liquid, and derive an effective theory for the gapless regime. Furthermore we evaluate the deviation of the LL parameters from the spin chain mapping.

#### 1. Strong coupling expansion

The four-dimensional Hilbert space on each rung  $l$  is spanned by the states  $|s\rangle$ ,  $|t^+\rangle$ ,  $|t^0\rangle$ , and  $|t^-\rangle$ , (cf. Eqs. (9) and (10)), obtained by applying the boson creation operators  $s_l^\dagger$ ,  $t_{l,+}^\dagger$ ,  $t_{l,0}^\dagger$ , and  $t_{l,-}^\dagger$  to a vacuum state. A hardcore boson constraint applies on each rung  $l$ , i.e.

$$\varrho_{l,s} + \varrho_{l,+} + \varrho_{l,0} + \varrho_{l,-} = 1 \quad (\text{A1})$$

where  $\varrho_{l,s} = s_l^\dagger s_l$  and  $\varrho_{l,k} = t_{l,k}^\dagger t_{l,k}$ ,  $k = \pm, 0$ .

While the Hamiltonian on the rung  $H_\perp$  (3) is quadratic in the boson operators

$$H_\perp = \sum_{l=1}^L [(1 - h^z/J_\perp)\varrho_{l,+} + \varrho_{l,0} + (1 + h^z/J_\perp)\varrho_{l,-}] - \frac{3}{4}L, \quad (\text{A2})$$

the chain Hamiltonian  $H_\parallel$  (4) is quartic, and its structure is quite complex. The advantage of the boson representation reveals when considering the case of small  $\gamma$ . In that case we perform a Schrieffer-Wolff transformation of the spin ladder Hamiltonian (2)

$$H_{\text{eff}} = e^{i\gamma A} H e^{-i\gamma A}. \quad (\text{A3})$$

The Hermitian operator  $A$  can be expanded in powers of  $\gamma$

$$A = A_1 + \gamma A_2 + \dots \quad (\text{A4})$$

Thus  $H_{\text{eff}}$  can be written in orders of  $\gamma$  as

$$J_\perp^{-1} H_{\text{eff}} = H_\perp + \gamma H^{(1)} + \gamma^2 H^{(2)} + \dots, \quad (\text{A5})$$

where

$$H^{(1)} = H_\parallel + i[A_1, H_\perp], \quad (\text{A6})$$

$$H^{(2)} = i[A_2, H_\perp] - \frac{1}{2}[A_1, [A_1, H_\perp]] + i[A_1, H_\parallel], \quad (\text{A7})$$

etc. Through this expansion, the unitary transform  $e^{i\gamma A}$  can be perturbatively determined computing the  $A_k$  recursively in order to eliminate the transitions between the energy sectors of excitations in  $H_{\text{eff}}$ . Since the first term  $J_\perp H_\perp$  in Eq. (A5) leads to a separation of excitations on the order of the energy scale  $J_\perp$  (cf. Fig. 2.a) the decoupled bond limit provides the effective Hilbert space that contributes to each energy sector. The second term  $J_\parallel H^{(1)}$  causes broadening of these bands on the order of  $J_\parallel$  and can induce a complex structure within the energy bands. To obtain the desired expansion up to the first order in  $\gamma$  we choose

$$A_1 = \frac{i}{4} \sum_l s_l^\dagger s_{l+1}^\dagger (t_{l,0} t_{l+1,0} - t_{l,+} t_{l+1,-} - t_{l,-} t_{l+1,+}) + \text{h.c.}, \quad (\text{A8})$$

where h.c. stands for the Hermitian conjugation.

#### 2. Rung state density in the spin liquid

In the spin liquid phase, the decoupled bond limit provides the effective ground state  $|0_{\text{eff}}\rangle = |s \cdots s\rangle$  which is related to the physical ground state by

$$|0\rangle = e^{-i\gamma A} |0_{\text{eff}}\rangle. \quad (\text{A9})$$

So the triplet density of the ground state  $\langle \rho_k \rangle$  (with  $k = \pm, 0$ ) is given by

$$\langle \rho_k \rangle = \langle \varrho_{l,k} \rangle = \langle s \cdots s | e^{i\gamma A} \varrho_{l,k} e^{-i\gamma A} | s \cdots s \rangle. \quad (\text{A10})$$

Using Eq. (A8), and keeping only the non-vanishing corresponding terms in (A10) up to second order we get

$$\langle \rho_k \rangle \cong \gamma^2 \langle s \cdots s | A_1 \varrho_{l,k} A_1 | s \cdots s \rangle = \frac{\gamma^2}{8}. \quad (\text{A11})$$

In the case of the compound BPCB (see Sec. VIA) this expansion gives  $\langle \rho_k \rangle \cong 0.01$ , and due to the hardcore boson constraint (Eq. (A1))  $\langle \rho_s \rangle = \langle \varrho_{l,s} \rangle \cong 0.97$ . Even though we took into account only the first order term for  $A$  in Eq. (A4), this approximation of the triplet density differ from the direct numerical computations (in Fig. 4) of only  $\sim 20\%$ .

### 3. Effective Hamiltonian in the gapless regime

The first order term  $H^{(1)}$  of the effective Hamiltonian (A5) is computed substituting (A8) into (A6). This leads to  $H^{(1)}$  in the form

$$H^{(1)} = \sum_{k=0}^4 \frac{1}{2} \underbrace{\sum_l \mathcal{H}_{k,l}^{(1)}}_{=H_k^{(1)}} \quad (\text{A12})$$

where

$$\mathcal{H}_{0,l}^{(1)} = s_{l+1}^\dagger t_{l,+}^\dagger t_{l+1,+} s_l + \frac{1}{2} \varrho_{l+1,+} \varrho_{l,+} + \text{h.c.}, \quad (\text{A13})$$

$$\mathcal{H}_{1,l}^{(1)} = s_{l+1}^\dagger t_{l,0}^\dagger t_{l+1,0} s_l + t_{l+1,+}^\dagger t_{l,0}^\dagger t_{l+1,0} t_{l,+} + \text{h.c.}, \quad (\text{A14})$$

$$\begin{aligned} \mathcal{H}_{2,l}^{(1)} &= s_{l+1}^\dagger t_{l,-}^\dagger t_{l+1,-} s_l - \frac{1}{2} (\varrho_{l+1,+} \varrho_{l,-} + \varrho_{l+1,-} \varrho_{l,+}) \\ &+ t_{l+1,0}^\dagger t_{l,0}^\dagger t_{l+1,-} t_{l,+} + t_{l+1,0}^\dagger t_{l,0}^\dagger t_{l+1,+} t_{l,-} + \text{h.c.}, \end{aligned} \quad (\text{A15})$$

$$\mathcal{H}_{3,l}^{(1)} = t_{l+1,0}^\dagger t_{l,-}^\dagger t_{l+1,-} t_{l,0} + \text{h.c.}, \quad (\text{A16})$$

and

$$\mathcal{H}_{4,l}^{(1)} = \varrho_{l+1,-} \varrho_{l,-}. \quad (\text{A17})$$

Here we regrouped the terms such that each  $J_\perp H_k^{(1)}$  acts on the corresponding energy sector  $k J_\perp$ ,  $k = 0, 1, \dots, 4$  in the gapless regime. Note that in each sector  $A_1 = 0$  such that to the considered order in  $\gamma$  the Hamiltonian (2) corresponds to the effective Hamiltonian.

#### a. Low energy sector

When focusing on the low energy sector, the  $|s\rangle$  and the  $|t_+\rangle$  modes dominate the behavior and we can assume a vanishing density of  $|t_0\rangle$  and  $|t_-\rangle$  triplets. Thus the hardcore boson constraint (A1) simplifies to

$$\varrho_{l,s} + \varrho_{l,+} = 1 \quad (\text{A18})$$

and the rung Hamiltonian (A2) to

$$H_\perp = (1 - h^z/J_\perp) \sum_l \varrho_{l,+} - \frac{3}{4} L. \quad (\text{A19})$$

Further the only contribution to the first order term in  $\gamma$  comes from  $H_0^{(1)}$ . Taking this into account we obtain from Eq. (A5) for the Hamiltonian (2) in the lowest energy sector

$$H = J_\perp H_\perp + J_\parallel H_0^{(1)}, \quad (\text{A20})$$

where  $H_\perp$  is given by Eq. (A19) and  $H_0^{(1)}$  by Eq. (A13). Following Ref. 17, we map the two low energy modes on the two states of a pseudo spin (Eq. (11)) and replace the boson operators  $s^\dagger$  and  $t_+^\dagger$  with the spin-1/2 operators

$$\tilde{S}_l^+ = t_{l,+}^\dagger s_l, \quad \tilde{S}_l^- = s_l^\dagger t_{l,+}, \quad \tilde{S}_l^z = \varrho_{l,+} - \frac{1}{2}. \quad (\text{A21})$$

The effective Hamiltonian is the spin-1/2 XXZ Heisenberg Hamiltonian, Eq. (13).

#### b. Sector of energy $J_\perp$

The effective Hilbert space of the  $J_\perp$  energy sector corresponds to a single  $|t^0\rangle$  triplet excitation lying in a sea of singlets  $|s\rangle$  and triplets  $|t^+\rangle$ . The effective Hamiltonian up to first order in  $\gamma$  is given by

$$H = J_\perp H_\perp + J_\parallel \left( H_0^{(1)} + H_1^{(1)} \right). \quad (\text{A22})$$

The excitation  $|t^0\rangle$  can be interpreted as a single hole excitation in a spin chain formed by  $|s\rangle$  and  $|t^+\rangle$ . Each rung state of this sector is identified with

$$|\tilde{\downarrow}\rangle = |s\rangle, \quad |\tilde{\uparrow}\rangle = |t^+\rangle, \quad |0\rangle = |t^0\rangle. \quad (\text{A23})$$

In this picture the Hamiltonian (A22) can be mapped onto the anisotropic t-J model

$$H_{t-J} = H_{\text{XXZ}} + H_t + H_{s-h} + \epsilon. \quad (\text{A24})$$

where  $\epsilon = (J_\perp + h^z)/2$  is an energy shift.

The hopping term

$$H_t = \frac{J_\parallel}{2} \sum_{l,\sigma} \left( c_{l,\sigma}^\dagger c_{l+1,\sigma} + c_{l+1,\sigma}^\dagger c_{l,\sigma} \right) \quad (\text{A25})$$

stems from the term  $J_\parallel H_1^{(1)}$  in Eq. (A22). Here  $c_{l,\sigma}^\dagger$  ( $c_{l,\sigma}$ ) is the creation (annihilation) operator of a fermion with pseudo spin  $\sigma = \tilde{\uparrow}, \tilde{\downarrow}$  at the site  $l$ . Note that although we are dealing here with spin states, it is possible to faithfully represent the three states of each site's Hilbert space ( $|s\rangle, |t^+\rangle, |t^0\rangle$ ) using a fermion representation.

Additionally a nearest neighbor density-density term between the up spin and the hole arises

$$H_{s-h} = -\frac{J_\parallel}{4} \sum_l \left[ n_{l,h} n_{l+1,\tilde{\uparrow}} + n_{l,\tilde{\uparrow}} n_{l+1,h} \right]. \quad (\text{A26})$$

Here  $n_{l,h}$  is the density operator of the hole at site  $l$ . This term stems from the nearest-neighbour interaction between the  $|t_+\rangle$  triplets, i.e. the second term in Eq. (A13). Mapping this term onto a spin chain in the presence of a hole leads to an interaction term between the hole and the spin-up state. Note that this is in contrast to the usual mapping on a spin chain without a hole in which case it would only causes a shift in energy.

#### 4. Second order perturbation and Luttinger liquid parameters

The second order term  $H^{(2)}$  (A7) of the expansion (A5), contains a huge amount of terms. Nevertheless considering the low energy sector, only the following terms

$$H_0^{(2)} = -\frac{3}{8} \sum_l \varrho_{l,s} \varrho_{l+1,s} - \frac{1}{8} \sum_l \left( t_{l-1,+} s_{l-1}^\dagger \varrho_{l,s} t_{l+1,+}^\dagger s_{l+1} + \text{h.c.} \right) \quad (\text{A27})$$

are important. The first term in Eq. (A27) is a singlet density-density interaction which can be absorbed into the coupling of the XXZ chain, and the second term is a conditional hopping<sup>95</sup>. In order to study the effects of  $H_0^{(2)}$  on the LL parameters  $u$  and  $K$  (see Fig. 23), we first replace the boson operators with the spin-1/2 operators (Eq. (A21)). So the Hamiltonian (2) in the low energy sector becomes

$$H = H_{\text{XXZ}} - \frac{1}{8} \sum_l \left[ \tilde{S}_{l-1}^- \left( \frac{1}{2} - \tilde{S}_l^z \right) \tilde{S}_{l+1}^+ + \text{h.c.} \right] + \text{const} \quad (\text{A28})$$

where  $H_{\text{XXZ}}$  is the XXZ Heisenberg chain Hamiltonian (Eq. (13)) with the corrected parameters

$$\Delta^{(2)} = \frac{1}{2} - \frac{3}{8} \gamma, \quad \tilde{h}^z = \tilde{h}^z - \frac{3}{8} J_\perp \gamma^2 \quad (\text{A29})$$

up to the second order in  $\gamma$ . For the BPCB parameters (Eq. 15)  $\Delta^{(2)} \cong 0.4$  instead of  $\Delta = 0.5$  for the spin chain mapping (first order approximation). The LL parameters  $u$ ,  $K$  and  $A_x$  of  $H_{\text{XXZ}}$  with the anisotropy  $\Delta^{(2)}$  are computed, and we treat the three terms interaction (conditional hopping) approximating  $1/2 - \tilde{S}_l^z \cong 1/2 - \tilde{m}^z$  (mean-field approximation). The remaining term is then bosonized using the expression (17) for  $\tilde{S}^\pm(x=l)$ . It leads to the corrected LL parameter  $\tilde{u}$  and  $\tilde{K}$  of the Hamiltonian (A28) through the relations

$$\begin{cases} \tilde{u}\tilde{K} &= uK + 2\pi\gamma^2 J_\perp A_x (1/2 - \tilde{m}^z) \\ \tilde{u}/\tilde{K} &= u/K \end{cases} \quad (\text{A30})$$

The corrected  $\tilde{u}$  and  $\tilde{K}$  are plotted in Fig. 23 and clearly show the asymmetric signature of the full ladder parameters induced by the conditional hopping term in (A28). Note that the lack of convergence  $K \rightarrow 1$  when  $m^z = \tilde{m}^z + 1/2 \rightarrow 0$  is obviously an artefact of the mean-field approximation  $1/2 - \tilde{S}_l^z \cong 1/2 - \tilde{m}^z$  and the big sensitivity in the  $K$  determination with the ratio of Eq. (A30).

#### Appendix B: Luttinger liquid

In the following, we present several properties of the Luttinger liquid providing a quantitative description of

the low energy physics of the gapless regime in the spin ladder model (2) and the spin chain mapping (13). We start with the determination of the parameters that totally characterize the LL description. Then we summarize the spin-spin correlation functions deduced from the LL theory at zero and finite temperature.

##### 1. Luttinger liquid parameter determination

In this appendix we detail the determination of the LL parameters  $u$ ,  $K$  and the prefactors  $A_x$ ,  $B_x$  and  $A_z$  (see Eqs. (16), (17) and (18)). The parameters  $K$ ,  $A_x$ ,  $B_x$  and  $A_z$  and their dependence on the magnetic field have been previously determined in Refs. 25, 26, and 96 for different values of the couplings than considered here. We obtain these parameters in two steps<sup>30,97</sup>:

- (i) We determine the ratio  $u/K$  from its relation to the static susceptibility, Eq. (B1), which is a quantity numerically easily accessible with DMRG or Bethe ansatz (for the spin chain only).
- (ii) The parameters  $K$  and the prefactors  $A_x$ ,  $B_x$  and  $A_z$  are extracted by fitting numerical results for the static correlation functions obtained by DMRG with their analytical LL expression. For the spin chain, it is also possible to deduce the product  $uK$  from the magnetic stiffness computed by Bethe ansatz<sup>6,98</sup>.

We give the relations used for the spin chains only, since from these the relations for the spin ladders can be easily inferred using the following relations

$$m^z \rightarrow \tilde{m}^z + \frac{1}{2}, \quad \frac{\partial m^z}{\partial h^z} \rightarrow \frac{\partial \tilde{m}^z}{\partial \tilde{h}^z}$$

$$\langle S_{i,\pi}^x S_{i',\pi}^x \rangle \rightarrow 2 \langle \tilde{S}_i^x \tilde{S}_{i'}^x \rangle, \quad \langle S_{i,0}^z \rangle \rightarrow \langle \tilde{S}_i^z \rangle + \frac{1}{2}$$

$$\langle S_{i,0}^z S_{i',0}^z \rangle \rightarrow \langle \tilde{S}_i^z \tilde{S}_{i'}^z \rangle + \frac{1}{2} \left( \langle \tilde{S}_i^z \rangle + \langle \tilde{S}_{i'}^z \rangle \right) + \frac{1}{4}.$$

##### a. Susceptibility and $u/K$

The LL theory predicts that the static susceptibility  $\frac{\partial \tilde{m}^z}{\partial \tilde{h}^z}$  is related to the ratio  $u/K$  through the relation<sup>6,98</sup>

$$\frac{u}{K} = \frac{1}{\pi \frac{\partial \tilde{m}^z}{\partial \tilde{h}^z}}, \quad (\text{B1})$$

We numerically compute the static susceptibility using DMRG or Bethe ansatz (for the spin chain only) and infer the ratio  $u/K$  with a negligible error.

##### b. Static correlation functions

For the extraction of the parameters  $K$ ,  $A_x$ ,  $B_x$  and  $A_z$ , we fit numerical DMRG results for the correlation

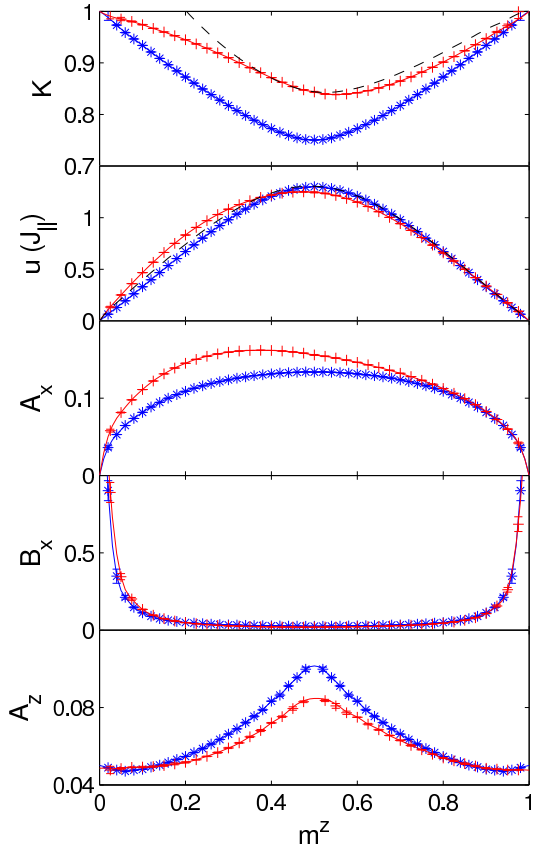


FIG. 23. (Color online): LL parameters  $u$ ,  $K$  and the prefactors of the spin operators  $A_x$ ,  $B_x$ ,  $A_z$  versus the magnetization per rung  $m^z$  computed for a spin ladder with the BPCB couplings (39) (red crosses) and for the spin chain mapping (blue stars). The strong coupling expansion of  $u$  and  $K$  up to the second order in  $\gamma$  (discussed in appendix A4) is plotted in black dashed lines.

functions  $\langle \tilde{S}_l^x \tilde{S}_{l'}^x \rangle$ ,  $\langle \tilde{S}_l^z \tilde{S}_{l'}^z \rangle$  and the local magnetization  $\langle \tilde{S}_l^z \rangle$  with their analytical expression for finite system size, Eqs. (11), (12) and (13) in Ref. 26 respectively. In the limit of infinite system size and far from the boundaries these LL correlations simplify to the well known power law decay

$$\langle \tilde{S}_l^x \tilde{S}_{l'}^x \rangle = A_x \frac{(-1)^{l-l'}}{|l-l'|^{\frac{1}{2K}}} - B_x (-1)^{l-l'} \frac{\cos[q(l-l')]}{|l-l'|^{2K+\frac{1}{2K}}} \quad (\text{B2})$$

$$\langle \tilde{S}_l^z \tilde{S}_{l'}^z \rangle = \tilde{m}^{z2} + A_z (-1)^{l-l'} \frac{\cos[q(l-l')]}{|l-l'|^{2K}} - \frac{K}{2\pi^2 |l-l'|^2} \quad (\text{B3})$$

and the local magnetization becomes constant,  $\langle \tilde{S}_l^z \rangle = \tilde{m}^z$ .

We first fit the transverse correlation ( $xx$ -correlation  $\langle \tilde{S}_l^x \tilde{S}_{l'}^x \rangle$ ) to extract the parameters  $K$ ,  $A_x$ , and  $B_x$ . Then

we use the previously extracted value for  $K$  to fit the longitudinal correlation ( $zz$ -correlation  $\langle \tilde{S}_l^z \tilde{S}_{l'}^z \rangle$ ) and the magnetization,  $\langle \tilde{S}_l^z \rangle$ , which allow us to determine  $A_z$ . The values determined by both fits are very close and in Fig. 23 the average value of both is shown.

All the results presented in Fig. 23 were done for  $L = 200$  and several hundred DMRG states after an average on the four sets of used data points in the fit  $10 < l, l' < 170$ ,  $30 < l, l' < 170$ ,  $10 < l, l' < 190$ ,  $30 < l, l' < 190$ . The error bars correspond to the maximum discrepancy of these four fits from the average. We further checked that different system lengths lead to similar results.

The LL parameters of the ladder system (2) for the BPCB couplings (39) are presented in Fig. 23 as a function of the magnetization per rung. Additionally we show the parameters of the spin chain mapping (computed for the spin chain Hamiltonian (13)) for comparison. When the ladder is just getting magnetized, or when the ladder is almost fully polarized,  $K \rightarrow 1$  (free fermion limit) and  $u \rightarrow 0$  (because of the low density of triplons in the first case, and low density of singlets in the second case). For the spin chain mapping, the reflection symmetry around  $m^z = 0.5$  arises from the symmetry under  $\pi$  rotation around the  $x$  or  $y$ -axis of the spin chain. This symmetry has no reason to be present in the original ladder model, and is an artefact of the strong coupling limit, when truncated to the lowest order term as shown in appendix A. The values for the spin ladder with the compound BPCB parameters can deviate strongly from this symmetry. The velocity  $u$  and the prefactor  $B_x$  remain very close to the values for the spin chain mapping. In contrast, the prefactors  $A_z$ ,  $A_x$  and the exponent  $K$  deviate considerably and  $A_x$  and  $K$  become strongly asymmetric. The origin of the asymmetry lies in the contribution of the higher triplet states<sup>2</sup>, and can be understood using a strong coupling expansion of the Hamiltonian (2) up to the second order in  $\gamma$  (see appendix A4). This asymmetry has consequences for many experimentally relevant quantities and it was found to cause for example strong asymmetries in the 3D order parameter, its transition temperature and the NMR relaxation rate (see Fig. 10, Fig. 9 and Fig. 8).

## 2. Dynamical Luttinger liquid correlations

In this appendix we summarize previous results of the Luttinger liquid description of the dynamical correlation functions<sup>19,20,99</sup> at zero temperature. Note that the weak and strong coupling limits which have been studied separately<sup>19,20</sup> can be connected<sup>2</sup>. The expression of the correlations in the whole regime is given by<sup>77</sup>

$$S_0^{zz}(q, \omega) = (2\pi m^z)^2 \delta(q) \delta(\omega) + \frac{\pi^2 A_z}{u\Gamma(K)^2} \left[ \Theta(\omega - u|q - 2\pi m^z|) \left( \frac{4u^2}{\omega^2 - u^2(q - 2\pi m^z)^2} \right)^{1-K} \right. \\ \left. + \Theta(\omega - u|q - 2\pi(1 - m^z)|) \left( \frac{4u^2}{\omega^2 - u^2(q - 2\pi(1 - m^z))^2} \right)^{1-K} \right] + \frac{K\omega}{u} \Theta(\omega) [\delta(\omega - uq) + \delta(\omega + uq)] \quad (\text{B4})$$

$$S_\pi^{\pm-}(q, \omega) = \frac{8\pi^2 A_x}{u\Gamma(1/4K)^2} \Theta(\omega - u|q - \pi|) \left( \frac{4u^2}{\omega^2 - u^2(q - \pi)^2} \right)^{1-1/4K} \\ + \frac{4\pi^2 B_x}{u\Gamma(\eta_+)\Gamma(\eta_-)} \left[ \Theta(\omega - u|q - \pi(1 - 2m^z)|) \left( \frac{2u}{\omega - u[q - \pi(1 - 2m^z)]} \right)^{1-\eta_-} \left( \frac{2u}{\omega + u[q - \pi(1 - 2m^z)]} \right)^{1-\eta_+} \right. \\ \left. + \Theta(\omega - u|q - \pi(1 + 2m^z)|) \left( \frac{2u}{\omega - u[q - \pi(1 + 2m^z)]} \right)^{1-\eta_+} \left( \frac{2u}{\omega + u[q - \pi(1 + 2m^z)]} \right)^{1-\eta_-} \right] \quad (\text{B5})$$

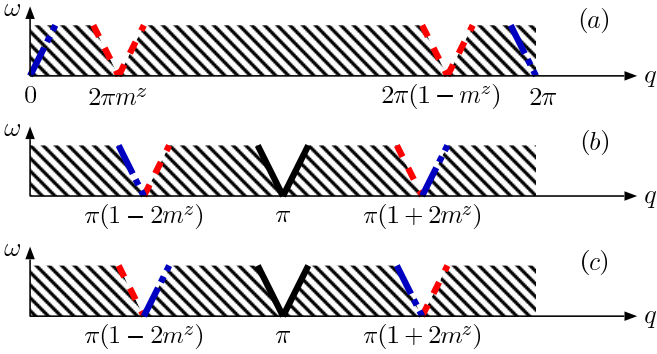


FIG. 24. (Color online): Map of the momentum-frequency low energy correlations of the LL model where the white areas represent the continuum of excitations. In the striped areas no excitations are possible. (a)  $S_0^{zz}(q, \omega)$ : the dash-dotted lines (blue) are the excitation peaks close to  $q = 0, 2\pi$  and the dashed lines (red) are the continuum lower boundary with edge exponent  $1 - K$  close to  $q = 2\pi m^z, 2\pi(1 - m^z)$ . (b)  $S_\pi^{\pm-}(q, \omega)$ , (c)  $S_\pi^{\pm+}(q, \omega)$ : the continuum lower boundary close to  $q = \pi, \pi(1 \pm 2m^z)$  is represented by solid lines (black) (edge exponent  $1 - 1/4K$ ), dashed lines (red) (edge exponent  $1 - \eta_- = 2 - 1/4K - K$ ) and dash-dotted lines (blue) (edge exponent  $1 - \eta_+ = -1/4K - K$ ).

with the Heaviside function  $\Theta(x)$  and  $\eta_\pm = 1/4K \pm 1 + K$ . The correlation  $S_\pi^{\pm+}$  is obtained replacing  $m^z \rightarrow -m^z$  in the  $S_\pi^{\pm-}$  expression Eq. (B5).

The expressions Eq. (B4) and Eq. (B5) exhibit the typical behavior of the frequency-momentum LL correlations: a continuum of low energy excitations exists with a linear dispersion with a slope given by the Luttinger velocity  $\pm u$ . The spectral weight at the lower boundary of the continuum displays an algebraic singularity with the exponents related to the Luttinger parameter  $K$ . A summary of this behavior is sketched in Fig. 24. For the

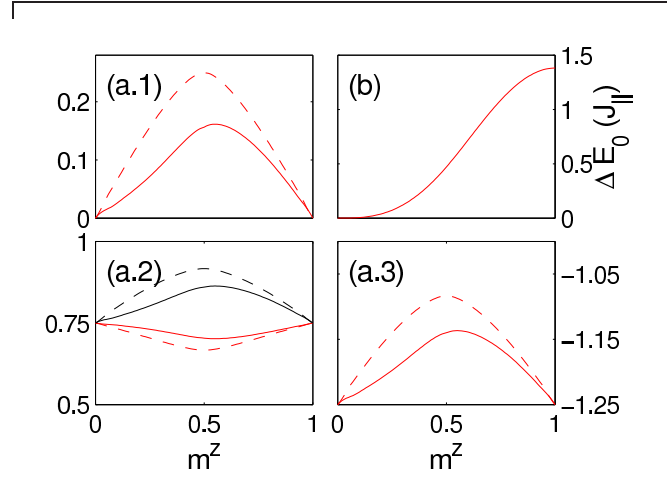


FIG. 25. (Color online): (a) Different exponents that appear in the LL correlation functions, Eqs. (B4) and (B5), versus the magnetization  $m^z$ . The solid (dashed) lines are determined from the ladder (spin chain mapping) exponent  $K$  in Fig. 23. The exponent  $1 - K$  of the  $S_0^{zz}$  correlations is shown in (a.1), and the exponent  $1 - 1/4K$  of the  $S_\pi^{\pm\mp}$  correlations at the  $q = \pi$  branch in (a.2) (lower red curves). The exponents  $1 - \eta_- = 2 - 1/4K - K$  (upper black curves) in (a.2) and  $1 - \eta_+ = -1/4K - K$  in (a.3) correspond of both sides of the incommensurate branches of the  $S_\pi^{\pm\mp}$  (see Fig. 24). (b) Shift of the ground state energy per rung versus the magnetization  $\Delta E_0(m^z) = E_0(0) - E_0(m^z)$ .

considered system the longitudinal correlation  $S_0^{zz}$  is predicted to diverge with the exponent  $1 - K$  at its lower edge. As shown in Fig. 25.a.1 the exponent of this divergence is very weak  $< 0.2$  for the parameters of BCPB. The transverse correlations  $S_\pi^{\pm\mp}$  exhibit a distinct behavior depending on the considered soft mode. Close to  $q = \pi$  the weight diverges with an exponent given by  $1 - 1/4K$ . This divergence is strong for the considered parameters ( $1 - 1/4K \approx 3/4 \gg 0$  in Fig. 25.a.2). In contrast

at the soft mode  $q = \pi(1 - 2m^z), \pi(1 + 2m^z)$  a divergence (cusp) is predicted at the lower edge with the exponent  $2 - 1/4K - K \approx 3/4$  in Fig. 25.a.2 ( $-1/4K - K \approx -5/4$  in Fig. 25.a.3).

### 3. Finite temperature transverse staggered Luttinger liquid correlation

The determination of the relaxation time  $T_1^{-1}$  (see Sec. IV C) and of the transition temperature  $T_c$  to the 3D-ordered phase (see Sec. IV D 1) requires the staggered transverse retarded correlation function

$$\chi_a^{xx}(x, t) = -i\Theta(t)(-1)^x \left\langle \left[ \tilde{S}^x(x, t), \tilde{S}^x(0, 0) \right] \right\rangle \quad (\text{B6})$$

written in term of the spin chain mapping operators (12) with  $\Theta(t)$  the Heaviside function. In the gapless regime, using the bosonization formalism (17), and taking into account only the most relevant term, we can compute it as described in Ref. 6 for the LL Hamiltonian (16):

---


$$\chi_a^{xx}(x, t) = -\Theta(t)\Theta(ut - x)\Theta(ut + x) \left( \frac{\pi}{\beta u} \right)^{\frac{1}{2K}} \frac{2A_x \sin\left(\frac{\pi}{4K}\right)}{\left| \sinh\left(\frac{\pi}{\beta}\left(\frac{x}{u} + t\right)\right) \sinh\left(\frac{\pi}{\beta}\left(\frac{x}{u} - t\right)\right) \right|^{\frac{1}{4K}}} \quad (\text{B7})$$

and its Fourier transform:

$$\chi_a^{xx}(q, \omega) = -\frac{A_x \sin\left(\frac{\pi}{4K}\right)}{u} \left( \frac{2\pi}{\beta u} \right)^{\frac{1}{2K}-2} B\left(-i\frac{\beta(\omega - uq)}{4\pi} + \frac{1}{8K}, 1 - \frac{1}{4K}\right) B\left(-i\frac{\beta(\omega + uq)}{4\pi} + \frac{1}{8K}, 1 - \frac{1}{4K}\right) \quad (\text{B8})$$

where  $B(x, y) = \frac{\Gamma(x)\Gamma(y)}{\Gamma(x+y)}$ .

## Appendix C: DMRG method

In this appendix, we describe first the time dependent DMRG method and its extension to finite temperature. Then we give the technical details related to the computation of the momentum-frequency correlations.

### 1. Time dependent DMRG

The t-DMRG<sup>37-40</sup> (time dependent DMRG) method is based on the principle of the original DMRG to choose an effective reduced Hilbert space to describe the physics one is interested in. Instead of choosing only once the effective description for the evolution of the state, the t-DMRG adapts its effective description at each time-step. The implementation of this idea can be performed using different time-evolution algorithms. Here we use the second order Trotter-Suzuki expansion for the time-evolution operator using a rung as a unit<sup>38,39</sup>. The errors arising in this method are the so-called truncation error and the Trotter-Suzuki error. Both are very well controlled (see Ref. 100 for a detailed discussion).

---

### 2. Finite temperature DMRG

The main idea of the finite temperature DMRG<sup>41-43</sup> (T-DMRG) is to represent the density matrix of the physical state as a pure state in an artificially enlarged Hilbert space. The auxiliary system is constructed by simply doubling the physical system. Starting from the infinite temperature limit the finite temperature is reached evolving down in imaginary time. The infinite temperature state in this auxiliary system corresponds to the totally mixed Bell state  $|\psi(0)\rangle = \frac{1}{N_\lambda^{1/2}} \prod_{l=1}^L \sum_{\lambda_l} |\lambda_l \lambda_l\rangle$ , where  $|\lambda_l \lambda_l\rangle$  is the state at the bond  $l$  of the auxiliary system that has the same value  $\lambda_l$  on the two sites of the bond (physical and its copy). The sum  $\sum_{\lambda_l}$  is done on all these  $N_\lambda$  states  $|\lambda_l\rangle$ . We evolve the physical part of  $|\psi(0)\rangle$  in imaginary time to obtain

$$|\psi(\beta)\rangle = e^{-\beta H/2} |\psi(0)\rangle \quad (\text{C1})$$

using the t-DMRG algorithm presented in appendix C 1 with imaginary time. We renormalize this state at each step of the imaginary time evolution. Thus the expectation value of an operator  $O$  acting in the physical system with respect to the normalized state  $|\psi(\beta)\rangle$  is directly related to its thermodynamic average, i.e.

$$\langle O \rangle_\beta = \frac{\text{Tr}[Oe^{-\beta H}]}{\text{Tr}[e^{-\beta H}]} = \langle \psi(\beta) | O | \psi(\beta) \rangle \quad (\text{C2})$$

at the temperature  $T = 1/\beta$ . We use this method to compute the average value of the local rung magnetiza-

tion  $m^z(T)$  and energy per rung  $E(T)$  in the center of the system. Additionally we extract the specific heat  $c(T)$  by

$$c(\beta + \delta\beta/2) \approx -\frac{(\beta + \delta\beta/2)^2}{2\delta\beta} (\langle E \rangle_{\beta+\delta\beta} - \langle E \rangle_\beta) \quad (\text{C3})$$

where  $\delta\beta$  is the imaginary time-step used in the T-DMRG.

To reach very low temperatures  $T \rightarrow 0$  for the specific heat, we approximate the energy by its expansion in  $T$

$$E(T) \approx E_0 + \sum_{i=2}^n \alpha_i T^i \quad (\text{C4})$$

up to  $n = 4$ . The energy at zero temperature  $E_0$  is determined by a standard  $T = 0$  DMRG method. Since  $E(T)$  has a minimum at  $T = 0$  the linear term in the expansion (C4) does not exist. The numbers  $\alpha_i$  ( $i = 2, 3, 4$ ) are obtained fitting the expansion on the low  $T$  values of the numerically computed  $E(T)$ .

Typical system lengths used for the finite temperature calculations are  $L = 80$  ( $L = 100$  for the spin chain mapping) keeping a few hundred DMRG states and choosing a temperature step of  $\delta\beta = 0.02 \text{ K}^{-1}$  ( $\delta\beta = 0.01 \text{ K}^{-1}$  for the spin chain mapping).

Let us note that recently a new method has been developed to treat finite temperatures<sup>101,102</sup> which is very promising to reach even lower temperatures.

### 3. Momentum-frequency correlation functions

To obtain the desired frequency-momentum spin-spin correlations ( $S_{q_y}^{\alpha\beta}(q, \omega)$  in (31)), we first compute the correlations in space and time

$$S_{l,k}^{\alpha\beta}(t_n) = \langle 0 | e^{it_n H} S_{l+L/2,k}^\alpha e^{-it_n H} S_{L/2,1}^\beta | 0 \rangle \quad (\text{C5})$$

with  $l = -L/2 + 1, -L/2 + 2, \dots, L/2$ ,  $k = 1, 2$ , and  $t_n = n\delta t$  ( $n = 0, 1, \dots, N_t$ ) is the discrete time used. These correlations are calculated by time-evolving the ground state  $|\psi_0\rangle = |0\rangle$  and the excited state  $|\psi_1\rangle = S_{L/2,1}^\beta |0\rangle$  using the t-DMRG (see appendix C1).

Afterwards the overlap of  $S_{l+L/2,k}^\alpha |\psi_1(t)\rangle$  and  $|\psi_0(t)\rangle$  is evaluated to obtain the correlation function (C5).

In an infinite system reflection symmetry would be fulfilled. To minimize the finite system corrections and to recover the reflection symmetry of the correlations, we average them

$$\frac{1}{2} \left( S_{-l,k}^{\alpha\beta}(t_n) + S_{l,k}^{\alpha\beta}(t_n) \right) \rightarrow S_{l,k}^{\alpha\beta}(t_n). \quad (\text{C6})$$

We then compute the symmetric (antisymmetric) correlations (upon leg exchange) (see Sec. V A)

$$S_{l,q_y}^{\alpha\beta}(t_n) = 2(S_{l,1}^{\alpha\beta}(t_n) \pm S_{l,2}^{\alpha\beta}(t_n)) \quad (\text{C7})$$

with the rung momentum  $q_y = 0, \pi$  respectively. Finally, we perform a numerical Fourier transform<sup>103</sup>

$$S_{q_y}^{\alpha\beta}(q, \omega) \approx \delta t \sum_{n=-N_t+1}^{N_t} \sum_{l=-L/2+1}^{L/2} e^{i(\omega t_n - ql)} S_{l,q_y}^{\alpha\beta}(t_n) \quad (\text{C8})$$

for discrete momenta  $q = 2\pi k/L$  ( $k = 0, 1, \dots, L-1$ ) and frequencies  $\omega$ <sup>104</sup>. The momentum  $q$  has the reciprocal units of the interrung spacing  $a$  ( $a = 1$  is used if not mentioned otherwise). Due to the finite time step  $\delta t$ , our computed  $S_{q_y}^{\alpha\beta}(q, \omega)$  are limited to the frequencies from  $-\pi/\delta t$  to  $\pi/\delta t$ . The finite calculation time  $t_f = N_t \delta t$  induces artificial oscillations of frequency  $2\pi/t_f$  in  $S_{q_y}^{\alpha\beta}(q, \omega)$ . To eliminate these artefacts and reduce the effects of the finite system length, we apply a filter to the time-space correlations before the numerical Fourier transform (C8), i.e.

$$S_{l,q_y}^{\alpha\beta}(t_n) f(l, t_n) \rightarrow S_{l,q_y}^{\alpha\beta}(t_n). \quad (\text{C9})$$

We tried different functional forms for the filter  $f(l, t_n)$  (cf. Ref. 38 as well). In the following the results are obtained by a Gaussian filter  $f(l, t_n) = e^{-(4l/L)^2 - (2t_n/t_f)^2}$  if not stated otherwise. As the effect of this filtering on the momentum-energy correlations consists to convolve them by a Gaussian function  $f(q, \omega) = t_f L / (32\pi) e^{-(\omega t_f/4)^2 - (qL/8)^2}$ , it minimizes the numerical artefacts but further reduces the momentum-frequency resolution.

Typical values we used in the simulations are system lengths of up to  $L = 160$  sites while keeping a few hundreds DMRG states. We limited the final time  $t_f$  to be smaller than the time necessary for the excitations to reach the boundaries ( $t_f \sim L/2u$  with  $u$  the LL velocity in Fig. 23) in order to minimize the boundary effects. The computations for the BPCB parameters, Eq. (39), were typically done with a time step of  $\delta t = 0.0355 J_\parallel^{-1}$  up to  $t_f = 71 J_\parallel^{-1}$  (but calculating the correlations only every second time step). The momentum-frequency limitations are then  $\delta\omega \approx 0.11 J_\parallel$  and  $\delta q \approx 0.1 a^{-1}$ . Concerning the other couplings and the spin chain calculations, we used a time step  $\delta t = 0.1 J_\parallel^{-1}$  up to  $t_f = 100 J_\parallel^{-1}$  (also with the correlation evaluations every second time steps) for a momentum-frequency precision  $\delta\omega \approx 0.08 J_\parallel$  and  $\delta q \approx 0.1 a^{-1}$ .

Different techniques of extrapolation in time (using linear prediction or fitting the long time evolution with a guess asymptotic form cf. Refs. 105 and 106) were recently used to improve the frequency resolution of the computed correlations. Nevertheless, as none of them can be apply systematically for our ladder system due to the presence of the high energy triplet excitations (which result in very high frequency oscillations), we decided not to use them.



#### Appendix D: Quantum Monte Carlo determination of the 3D-ordering transition $T_c$

The three dimensional network of couplings of the coupled ladder Hamiltonian Eq. 1 and shown in Fig. 18 is not frustrated, and can therefore be simulated using Quantum Monte Carlo algorithms. We employ a stochastic series expansion implementation with directed loop updates<sup>64</sup> provided with the ALPS libraries<sup>65,66</sup>. This numerical exact approach is complementary to mean-field approaches, because the later tend not to be quantitatively accurate due to the neglect of quantum fluctuations in the interladder coupling.

In order to detect the transition temperature we measure the spin stiffness  $\rho_s$  based on winding numbers in the three spatial directions. As pointed out in Ref. 107, when plotting  $L\rho_s$  for different system sizes  $L$ , the different curves cross at  $T_c$ . Alternatively we measured the squared order parameter  $m_x^2$ . The quantity  $L^{1+\eta}m_x^2$  (assuming the 3D XY universality class value of  $\eta \approx 0.04$ ) also crosses at  $T_c$  when plotted for different  $L$ .

Previously the 3D ordering temperatures of coupled spin ladders in a magnetic field have been determined using a specific feature of the magnetization  $m(T)$ <sup>22</sup>. It turns out, that while the feature in  $m(T)$  indeed locates  $T_c$  accurately for simple coupled dimer systems<sup>108</sup>, the same does not hold for coupled ladders. In the ladder case one has to resort to the spin stiffness crossing or

order parameter measurements to locate  $T_c$  accurately.

When simulating the coupled ladder Hamiltonian, a suitable finite size sample setup is required. Due to the spatial anisotropies in the problem - the ladder direction being singled out over the two transverse spatial directions - an appropriate aspect ratio needs to be kept<sup>72</sup>. In our simulations we chose an aspect ratio of about 12, i.e. the samples were 12 times longer along the ladder direction than in the transverse directions.

In Fig. 26 we show simulation results for one particular set of couplings: the rung and leg couplings were set to  $J_\perp = 12.9$  K and  $J_\parallel = 3.3$  K respectively, the  $g$ -factor was 2.17, the magnetic field amounted to 8.9 T and the interladder coupling  $J'$  was set to 80 mK. These couplings are identical to those used in Ref. 31. In the upper panel we show the rescaled spin stiffness  $L\rho_s$  for two different system sizes (768 versus 6144 spins). One locates a crossing at 210 mK for this observable. In the lower panel we show the rescaled squared order parameter  $L^{1+\eta}m_x^2$ , which also exhibits a crossing at the same temperature. These matching estimates for the critical temperature render us confident that we accurately locate the critical temperature.

Based on this and subsequent simulations either with an identical  $J'$  but a higher magnetic field of 11.9 T, or the same field and a smaller  $J' = 50$  mK, we are able to determine and verify the use of single rescaling factor  $\alpha = 0.74(1)$  relating the real and effective mean-field interladder coupling<sup>72</sup>, as presented in Sec. IV D 1.

- 
- <sup>1</sup> A. Auerbach, *Interacting Electrons and Quantum Magnetism*, 2nd ed. (Springer, Berlin, 1998).
- <sup>2</sup> T. Giamarchi and A. M. Tsvelik, Phys. Rev. B **59**, 11398 (1999).
- <sup>3</sup> T. Nikuni, M. Oshikawa, A. Oosawa, and H. Tanaka, Phys. Rev. Lett. **84**, 5868 (2000).
- <sup>4</sup> C. Rüegg, N. Cavadini, A. Furrer, H.-U. Güdel, K. Krämer, H. Mutka, A. Wildes, K. Habicht, and P. Vorderwisch, Nature (London) **423**, 62 (2003).
- <sup>5</sup> T. Giamarchi, C. Rüegg, and O. Tchernyshyov, Nature Physics **4**, 198 (2008).
- <sup>6</sup> T. Giamarchi, *Quantum Physics in One Dimension* (Oxford University Press, Oxford, 2004).
- <sup>7</sup> A. O. Gogolin, A. A. Nersesyan, and A. M. Tsvelik, *Bosonization and Strongly Correlated Systems* (Cambridge University Press, Cambridge, 1999).
- <sup>8</sup> E. Dagotto and T. M. Rice, Science **271**, 5249 (1996).
- <sup>9</sup> S. Gopalan, T. M. Rice, and M. Sgrist, Phys. Rev. B **49**, 8901 (1994).
- <sup>10</sup> Z. Weihong, V. Kotov, and J. Oitmaa, Phys. Rev. B **57**, 11439 (1998).
- <sup>11</sup> M. Troyer, H. Tsunetsugu, and D. Würtz, Phys. Rev. B **50**, 13515 (1994).
- <sup>12</sup> T. Barnes, E. Dagotto, J. Riera, and E. S. Swanson, Phys. Rev. B **47**, 3196 (1993).
- <sup>13</sup> M. Reigrotzki, H. Tsunetsugu, and T. M. Rice, J. Phys.: Condens. Matter **6**, 9235 (1994).
- <sup>14</sup> W. Zheng, C. J. Hamer, R. R. P. Singh, S. Trebst, and H. Monien, Phys. Rev. B **63**, 144410 (2001).
- <sup>15</sup> O. P. Sushkov and V. N. Kotov, Phys. Rev. Lett. **81**, 1941 (1998).
- <sup>16</sup> C. Knetter, K. P. Schmidt, M. Grüninger, and G. S. Uhrig, Phys. Rev. Lett. **87**, 167204 (2001).
- <sup>17</sup> F. Mila, Eur. Phys. J. B **6**, 201 (1998).
- <sup>18</sup> E. Orignac, R. Citro, and T. Giamarchi, Phys. Rev. B **75**, 140403(R) (2007).
- <sup>19</sup> R. Chitra and T. Giamarchi, Phys. Rev. B **55**, 5816 (1997).
- <sup>20</sup> A. Furusaki and S. C. Zhang, Phys. Rev. B **60**, 1175 (1999).
- <sup>21</sup> X. Wang and L. Yu, Phys. Rev. Lett. **84**, 5399 (2000).
- <sup>22</sup> S. Wessel, M. Olshani, and S. Haas, Phys. Rev. Lett. **87**, 206407 (2001).
- <sup>23</sup> B. Normand and C. Rüegg, arXiv:1006.4196 (2010).
- <sup>24</sup> Y. Maeda, C. Hotta, and M. Oshikawa, Phys. Rev. Lett. **99**, 057205 (2007).
- <sup>25</sup> M. Usami and S.-i. Suga, Phys. Rev. B **58**, 14401 (1998).
- <sup>26</sup> T. Hikihara and A. Furusaki, Phys. Rev. B **63**, 134438 (2000).
- <sup>27</sup> M. Tachiki, T. Yamada, and S. Maekawa, J. Phys. Soc. Jpn. **29**, 663 (1970).
- <sup>28</sup> B. R. Patyal, B. L. Scott, and R. D. Willett, Phys. Rev. B **41**, 1657 (1990).
- <sup>29</sup> C. Rüegg, K. Kiefer, B. Thielemann, D. F. McMorrow, V. Zapf, B. Normand, M. B. Zvonarev, P. Bouillot, C. Kollath, T. Giamarchi, S. Capponi, D. Poilblanc,

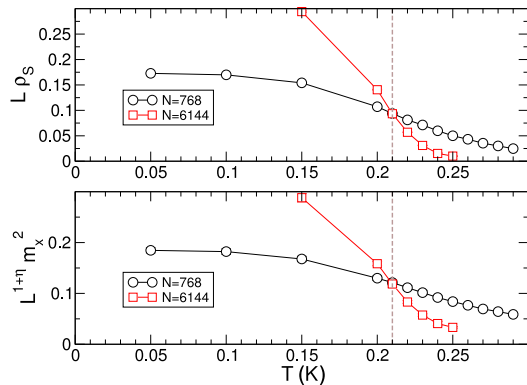


FIG. 26. (Color online): Quantum Monte Carlo simulation results for the spin stiffness scaling (upper panel), and the order parameter scaling (lower panel). The vertical dashed line denotes the coinciding estimate of  $T_c$  from the crossing curves in both panels.

- D. Biner, and K. W. Krämer, Phys. Rev. Lett. **101**, 247202 (2008).
- <sup>30</sup> M. Klanjšek, H. Mayaffre, C. Berthier, M. Horvatić, B. Chiari, O. Piovesana, P. Bouillot, C. Kollath, E. Orignac, R. Citro, and T. Giamarchi, Phys. Rev. Lett. **101**, 137207 (2008).
- <sup>31</sup> B. Thielemann, C. Rüegg, K. Kiefer, H. M. Rønnow, B. Normand, P. Bouillot, C. Kollath, E. Orignac, R. Citro, T. Giamarchi, A. M. Läuchli, D. Biner, K. W. Krämer, F. Wolff-Fabris, V. S. Zapf, M. Jaime, J. Stahn, N. B. Christensen, B. Grenier, D. F. McMorrow, and J. Mesot, Phys. Rev. B **79**, 020408(R) (2009).
- <sup>32</sup> B. Thielemann, C. Rüegg, H. M. Rønnow, A. M. Läuchli, J.-S. Caux, B. Normand, D. Biner, K. W. Krämer, H.-U. Güdel, J. Stahn, K. Habicht, K. Kiefer, M. Boehm, D. F. McMorrow, and J. Mesot, Phys. Rev. Lett. **102**, 107204 (2009).
- <sup>33</sup> A. T. Savici, G. E. Granroth, C. L. Broholm, D. M. Pajerowski, C. M. Brown, D. R. Talham, M. W. Meisel, K. P. Schmidt, G. S. Uhrig, and S. E. Nagler, Phys. Rev. B **80**, 094411 (2009).
- <sup>34</sup> I. Bloch, J. Dalibard, and W. Zwerger, Rev. Mod. Phys. **80**, 885 (2008).
- <sup>35</sup> J.-S. Caux, R. Hagemans, and J.-M. Maillet, J. Stat. Mech.: Theor. Exp. **2005**, P09003 (2005).
- <sup>36</sup> J.-S. Caux, P. Calabrese, and N. A. Slavnov, J. Stat. Mech.: Theor. Exp. **2007**, P01008 (2007).
- <sup>37</sup> G. Vidal, Phys. Rev. Lett. **93**, 040502 (2004).
- <sup>38</sup> S. White and A. Feiguin, Phys. Rev. Lett. **93**, 076401 (2004).
- <sup>39</sup> A. Daley, C. Kollath, U. Schollwöck, and G. Vidal, J. Stat. Mech.: Theor. Exp. **2004**, P04005 (2004).
- <sup>40</sup> U. Schollwöck and S. R. White, in *Effective models for low-dimensional strongly correlated systems*, edited by G. G. Batrouni and D. Poilblanc (AIP, Melville, New York, 2006) p. 155.
- <sup>41</sup> F. Verstraete, J. J. García-Ripoll, and J. I. Cirac, Phys. Rev. Lett. **93**, 207204 (2004).
- <sup>42</sup> M. Zwoleak and G. Vidal, Phys. Rev. Lett. **93**, 207205 (2004).
- <sup>43</sup> A. E. Feiguin and S. R. White, Phys. Rev. B **72**, 220401 (2005).
- <sup>44</sup> This phase is also called *quantum disordered*<sup>5</sup>.
- <sup>45</sup> H. J. Schulz, Phys. Rev. B **34**, 6372 (1986).
- <sup>46</sup> I. Affleck, Phys. Rev. B **41**, 6697 (1990).
- <sup>47</sup> S. Sachdev, T. Senthil, and R. Shankar, Phys. Rev. B **50**, 258 (1994).
- <sup>48</sup> M. Tachiki and T. Yamada, J. Phys. Soc. Jpn. **28**, 1413 (1970).
- <sup>49</sup> G. Chaboussant, M.-H. Julien, Y. Fagot-Revurat, M. Hanson, L. Lévy, C. Berthier, M. Horvatic, and O. Piovesana, Eur. Phys. J. B **6**, 167 (1998).
- <sup>50</sup> S. R. White, Phys. Rev. B **48**, 10345 (1993).
- <sup>51</sup> U. Schollwöck, Rev. Mod. Phys. **77** (2005).
- <sup>52</sup> K. A. Hallberg, Adv. Phys. **55**, 477 (2006).
- <sup>53</sup> E. Jeckelmann, Prog. Theor. Phys. Supp. **176**, 143 (2008).
- <sup>54</sup> M. Gaudin, *La fonction d'onde de Bethe* (Masson, Paris, 1983).
- <sup>55</sup> V. E. Korepin, N. M. Bogoliubov, and A. G. Izergin, *Quantum Inverse Scattering Method and Correlation Functions* (Cambridge University Press, Cambridge, 1993).
- <sup>56</sup> M. Takahashi and M. Suzuki, Prog. Theor. Phys. **48**, 2187 (1972).
- <sup>57</sup> M. Takahashi, Prog. Theor. Phys. **51**, 1348 (1974).
- <sup>58</sup> M. Takahashi, Phys. Rev. B **44**, 12382 (1991).
- <sup>59</sup> H. J. Schulz, Phys. Rev. Lett. **77**, 2790 (1996).
- <sup>60</sup> N. Nagaosa, Phys. Rev. B **39**, 2188 (1989).
- <sup>61</sup> S. Coleman, Phys. Rev. D **11**, 2088 (1975).
- <sup>62</sup> A. Luther, Phys. Rev. B **14**, 2153 (1976).
- <sup>63</sup> S. Lukyanov and A. B. Zamolodchikov, Nucl. Phys. B **493**, 571 (1997).
- <sup>64</sup> O. F. Syljuåsen and A. W. Sandvik, Phys. Rev. E **66**, 046701 (2002).
- <sup>65</sup> F. Alet, S. Wessel, and M. Troyer, Phys. Rev. E **71**, 036706 (2005).
- <sup>66</sup> A. Albuquerque, F. Alet, P. Corboz, P. Dayal, A. Feiguin, S. Fuchs, L. Gamper, E. Gull, S. Gürtler, A. Honecker, R. Igarashi, M. Körner, A. Kozhevnikov, A. Läuchli, S. Manmana, M. Matsumoto, I. McCulloch, F. Michel, R. Noack, G. Pawłowski, L. Pollet, T. Pruschke, U. Schollwöck, S. Todo, S. Trebst, M. Troyer, P. Werner, and S. Wessel, J. Mag. Mag. Mat. **310**, 1187 (2007), proceedings of the 17th International Conference on Magnetism, The International Conference on Magnetism.
- <sup>67</sup> The perturbative expression of the ground state in the spin liquid regime and the corresponding singlet and triplet densities are given in appendix A.
- <sup>68</sup> An additional scaling factor 7.47 mJ/gK has to be applied on the theoretical specific heat (per rung) to convert to the experimental units.
- <sup>69</sup> S. Suga, J. Phys. Soc. Jpn. **77**, 074717 (2008).
- <sup>70</sup> C. P. Slichter, *Principles of magnetic resonance* (Springer-Verlag, Berlin Heidelberg New-York, 1980).
- <sup>71</sup> D. J. Scalapino, Y. Imry, and P. Pincus, Phys. Rev. B **11**, 2042 (1975).
- <sup>72</sup> C. Yasuda, S. Todo, K. Hukushima, F. Alet, M. Keller, M. Troyer, and H. Takayama, Phys. Rev. Lett. **94**, 217201 (2005).
- <sup>73</sup> S. Todo and A. Shibasaki, Phys. Rev. B **78**, 224411 (2008).

- <sup>74</sup> For the considered correlations  $S^{\alpha\dagger} = S^\beta$ .
- <sup>75</sup> G. Müller, H. Thomas, H. Beck, and J. Bonner, Phys. Rev. B **24**, 1429 (1981).
- <sup>76</sup> A. M. Läuchli, Manep Meeting, Les Diablerets (2007).
- <sup>77</sup> Note that the edge exponents in the incommensurate branches of the correlations (B5) are inverted compared to their expression in Ref. 20.
- <sup>78</sup> S. Sorella and A. Parola, Phys. Rev. Lett. **76**, 4604 (1996).
- <sup>79</sup> S. Sorella and A. Parola, Phys. Rev. B **57**, 6444 (1998).
- <sup>80</sup> For the correlations  $S_\pi^{zz}$  and  $S_0^{+-}$ , some of these singularities correspond to the lower edge description in Ref. 20 and discussed in Sec. V C 3 a.
- <sup>81</sup> A. M. Läuchli and C. Rüegg, unpublished (2010).
- <sup>82</sup> A. K. Kolezhuk and H.-J. Mikeska, Phys. Rev. B **65**, 014413 (2001).
- <sup>83</sup> A. K. Kolezhuk and H.-J. Mikeska, Prog. Theor. Phys. Supp. **145**, 85 (2002).
- <sup>84</sup> A. Friedrich, A. K. Kolezhuk, I. P. McCulloch, and U. Schollwöck, Phys. Rev. B **75**, 094414 (2007).
- <sup>85</sup> The Zeeman shift includes both the shift of the ground state (Fig. 25.b) and the shift of the excited state.
- <sup>86</sup> Note that in the strong coupling limit the energy scales set by  $J_\perp$  and  $h^z$  become very close, such that this position is in agreement with the ones previously discussed for the strong coupling limit.
- <sup>87</sup> B. C. Watson, V. N. Kotov, M. W. Meisel, D. W. Hall, G. E. Granroth, W. T. Montfrooij, S. E. Nagler, D. A. Jensen, R. Backov, M. A. Petruska, G. E. Fanucci, and D. R. Talham, Phys. Rev. Lett. **86**, 5168 (2001).
- <sup>88</sup> F. Anfuso, M. Garst, A. Rosch, O. Heyer, T. Lorenz, C. Rüegg, and K. Krämer, Phys. Rev. B **77**, 235113 (2008).
- <sup>89</sup> T. Lorenz, O. Heyer, M. Garst, F. Anfuso, A. Rosch, C. Rüegg, and K. Krämer, Phys. Rev. Lett. **100**, 067208 (2008).
- <sup>90</sup> E. Čížmár, M. Ozerov, J. Wosnitza, B. Thielemann, K. W. Krämer, C. Rüegg, O. Piovesana, M. Klanjšek, M. Horvatić, C. Berthier, and S. A. Zvyagin, Phys. Rev. B **82**, 054431 (2010).
- <sup>91</sup> These parameters were the first outputs from the NMR measurements, which were later refined to the values from Ref. 30. Note that small changes in these values do not affect the main results of the calculations.
- <sup>92</sup> S. W. Lovesey, *Theory of Neutron Scattering from Condensed Matter* (Oxford Science Publications, 1986).
- <sup>93</sup> C. Rüegg, B. Normand, M. Matsumoto, C. Niedermayer, A. Furrer, K. W. Krämer, H.-U. GÜdel, P. Bourges, Y. Sidis, and H. Mutka, Phys. Rev. Lett. **95**, 267201 (2005).
- <sup>94</sup> S. Sachdev and R. N. Bhatt, Phys. Rev. B **41**, 9323 (1990).
- <sup>95</sup> J.-D. Picon, A. F. Albuquerque, K. P. Schmidt, N. Laflorencie, M. Troyer, and F. Mila, Phys. Rev. B **78**, 184418 (2008).
- <sup>96</sup> T. Hikihara and A. Furusaki, Phys. Rev. B **69**, 064427 (2004).
- <sup>97</sup> M. Klanjšek, H. Mayaffre, C. Berthier, M. Horvatić, B. Chiari, O. Piovesana, P. Bouillot, C. Kollath, E. Orignac, R. Citro, and T. Giamarchi, Phys. Status Solidi B **247**, 656 (2010).
- <sup>98</sup> F. D. M. Haldane, Phys. Rev. Lett. **45**, 1358 (1980).
- <sup>99</sup> M. Sato, T. Momoi, and A. Furusaki, Phys. Rev. B **79**, 060406 (2009).
- <sup>100</sup> D. Gobert, C. Kollath, U. Schollwöck, and G. Schütz, Phys. Rev. E **71**, 036102 (2005).
- <sup>101</sup> S. R. White, Phys. Rev. Lett. **102**, 190601 (2009).
- <sup>102</sup> E. Stoudenmire and S. R. White, New J. of Physics **12**, 055026 (2010).
- <sup>103</sup> In order to delete the numerical artefacts appearing in the zero frequency component of  $S_0^{zz}(q, \omega)$  due to the boundary effects and the limitation in the numerical precision, we compute the Fourier transform of  $S_{l,0}^{zz}(t_n)$  only with its imaginary part that has no zero frequency component as proposed in Ref. 109.
- <sup>104</sup> The negative time correlations in the sum for  $n < 0$  are deduced from their value at positive time since  $S_{q_y}^{\alpha\beta}(q, -t_n) = S_{q_y}^{\alpha\beta\dagger}(q, t_n)$ , with  $S_{q_y}^{\alpha\beta}(q, t_n) = \sum_l e^{-iq_l} S_{l,q_y}^{\alpha\beta}(t_n)$ , for translation invariant systems, and for correlations such as  $S^{\alpha\dagger} = S^\beta$  with  $\alpha, \beta = z, +, -$ .
- <sup>105</sup> S. R. White and I. Affleck, Phys. Rev. B **77**, 134437 (2008).
- <sup>106</sup> T. Barthel, U. Schollwöck, and S. R. White, Phys. Rev. B **79**, 245101 (2009).
- <sup>107</sup> A. W. Sandvik, Phys. Rev. Lett. **80**, 5196 (1998).
- <sup>108</sup> O. Nohadani, S. Wessel, B. Normand, and S. Haas, Phys. Rev. B **69**, 220402 (2004).
- <sup>109</sup> R. G. Pereira, S. R. White, and I. Affleck, Phys. Rev. B **79**, 165113 (2009).