

The σ and $f_0(980)$ from $K_{e4} \oplus \pi\pi$, $\gamma\gamma$ scatterings, $J/\psi, \phi \rightarrow \gamma\sigma_B$ and $D_s \rightarrow l\nu\sigma_B$

G. Mennessier^a, S. Narison^{a,*}, X.-G. Wang^{a,b,1,**}

^aLaboratoire de Physique Théorique et Astroparticules, CNRS-IN2P3, Case 070, Place Eugène Bataillon, 34095 - Montpellier Cedex 05, France.

^bDepartment of Physics, Peking University, Beijing 100871, China.

Abstract

We extract the pole positions, hadronic and $\gamma\gamma$ widths of σ and $f_0(980)$, from $\pi\pi$ and $\gamma\gamma$ scattering data using an improved analytic K-matrix model. Our results favour a large gluon component for the σ and a $\bar{s}s$ or/and gluon component for the $f_0(980)$ but neither a large four-quark nor a molecule component. Gluonium σ_B production from $J/\psi, \phi$ radiative and D_s semi-leptonic decays are also discussed.

Keywords: $\gamma\gamma$ and $\pi\pi$ scatterings, radiative decays, light scalars, gluonia, four-quark states, QCD spectral sum rules.

1. Introduction

-The hadronic and $\gamma\gamma$ couplings of light scalar mesons could provide an important information about their nature.

-K-matrix model has been used to describe $\pi\pi$ and $\gamma\gamma$ processes [1].

-This model is improved by introducing a form factor *shape function* in a single channel [2], which is generalized [3–5] to the coupled channels case in order to extract the pole positions and the previous couplings of the σ and $f_0(980)$.

In this talk, we review these recent results.

2. Phenomenology of $\pi\pi$ scattering

I channel $\oplus I$ "bare" resonance

We introduce a real analytic form factor *shape function* [2]:

$$f_P(s) = \frac{s - s_{AP}}{s - \sigma_{DP}}, \quad P = \pi, K \quad (1)$$

*Corresponding author

**China scholarship council fellow under contract n^o 2009601139.

Email addresses:

gerard.mennessier@lpta.univ-montp2.fr (G. Mennessier),
snarison@yahoo.fr (S. Narison), wangxuanguo@pku.edu.cn
(X.-G. Wang)

¹Speaker

It allows for an Alder zero $s = s_{AP}$ and a pole at $\sigma_{DP} < 0$ to simulate left hand singularities. The unitary $I = 0$ S wave $\pi\pi$ scattering amplitude is then written as:

$$T_{PP} = \frac{g_P^2 f_P(s)}{s_R - s - g_P^2 \tilde{f}_P(s)} = \frac{g_P^2 f_P(s)}{\mathcal{D}_P(s)}, \quad (2)$$

where:

$$\text{Im}\mathcal{D} = \text{Im}(-g_\pi^2 \tilde{f}_P) = -(\theta\rho_P)g_P^2 f_P. \quad (3)$$

and hence:

$$\text{Im}(\tilde{f}_P) = (\theta\rho_P)f_P, \quad \rho_P = \sqrt{1 - 4m_P^2/s}. \quad (4)$$

The real part of \tilde{f}_P is obtained from a dispersion relation with subtraction at $s = 0$,

$$\tilde{f}_P(s) = \frac{2}{\pi}(h_0(s) - h_0(0)), \quad (5)$$

where $h_0(s)$ has been defined in Ref. [2].

0 bare resonance $\equiv \lambda\phi^4$ model

In this case, one can introduce another shape function $f_2(s)$:

$$T_{PP} = \frac{\Lambda f_2(s)}{1 - \Lambda \tilde{f}_2(s)}, \quad f_2(s) = \frac{s - s_{AP}}{(s - \sigma_{D1})(s - \sigma_{D2})}. \quad (6)$$

where $\sigma_{D1} = \sigma_{D_x}$, and $\tilde{f}_2(s) = \frac{2}{\pi}[h_2(s) - h_2(0)]$. The single channel results are shown in Fig. 1 and Table 1. The result of $\lambda\phi^4$ model shows that the existence of σ is not an artifact of a "bare" resonance entering into the parametrization of T_{PP} .

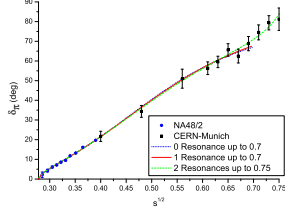


Figure 1: The fit result of $\pi\pi$ $I = 0$ S-wave phase shift.

Table 1: Values of the bare parameters in GeV^d ($d = 1, 2$).

Outputs	0 res.	1 res.	2 res.	Average
s_A	0.009(6)	0.0094(fixed)	0.0094(fixed)	
$\sigma_{D\pi}$	6.2(3.2)	1.41(7)	1.78(10)	
σ_{D2}	7.6(4.5)	-	-	
s_{Ra}	-	1.94(9)	26.97(1.54)	
Λ	108(34)	-	-	
$g_{\pi a}$	-	2.54(8)	10.42(30)	
s_{Rb}	-	-	0.61(31)	
$g_{\pi b}$	-	-	-0.39(8)	
$\chi^2_{d.o.f}$	$\frac{12.04}{14} = 0.86$	$\frac{11.73}{15} = 0.78$	$\frac{12.71}{16} = 0.79$	
M_σ	468(181)	456(19)	448(18)	452(13)
$\Gamma_\sigma/2$	261(211)	265(18)	260(19)	259(16)
$ g_{\sigma\pi^+\pi^-} $	2.58(1.31)	2.72(16)	2.58(14)	2.64(10)

2 channels \oplus 2 "bare" resonances

The generalization to coupled channels is conceptually straightforward. We consider the $\pi\pi - K\bar{K}$ coupled channels and introduce 2 "bare" resonances labeled a and b , with bare masses squared s_{Ra} and s_{Rb} . To leading order in SU(3) breakings, we shall approximately work in the *minimal case* with only one shape function. The phase shifts and inelasticity η are defined by:

$$\eta e^{2i\delta_P} = 1 + 2i \rho_P T_{PP}. \quad (7)$$

We refer to [4] for the explicit expressions of T_{PP} . We

Table 2: Different data used for each set.

Input	Set 1	Set 2	Set 3
δ_π	[6]-[8]	[6]-[8]	[6]-[8]
η	[8]	[7]	[9]
$\delta_{\pi K} = \delta_\pi + \delta_K$	[8]	[9]	[9]

analyze 3 cases using different groups of $\pi\pi - K\bar{K}$ data, which are shown in Table 2. With these choices, we expect to span all possible regions of space of parameters. The fit results are shown in Fig. 2 and Table 3, from which we derive the pole positions and hadronic couplings of the σ and $f_0(980)$.

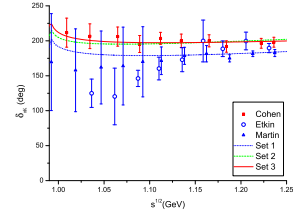
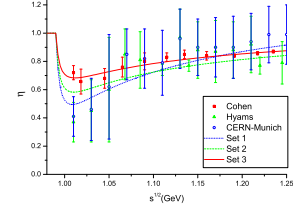
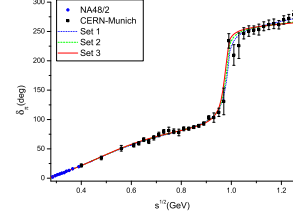


Figure 2: The coupled channels fit results.

Final results

– For the σ , we take the average value of the single and coupled channels results:

$$\begin{aligned} M_\sigma - i\Gamma_\sigma/2 &= 452(12) - i 260(15) \text{ MeV}, \\ |g_{\sigma\pi^+\pi^-}| &= 2.65(10) \text{ GeV}, \\ r_{\sigma\pi K} &\equiv \frac{|g_{\sigma K^+K^-}|}{|g_{\sigma\pi^+\pi^-}|} = 0.37(6). \end{aligned} \quad (8)$$

The mass and width shown in Table 5 are in good agreement with other ones in the literature.

The sizeable coupling of the σ to $\bar{K}K$ disfavors the usual

Table 3: Values of the bare parameters in GeV^d ($d = 1, 2$).

Outputs	Set 1	Set 2	Set 3
s_A	0.016 ± 0.004	0.013 ± 0.006	0.010 ± 0.006
σ_D	0.740 ± 0.097	0.909 ± 0.201	1.116 ± 0.262
s_{Ra}	4.112 ± 0.499	2.230 ± 0.271	2.447 ± 0.298
$g_{\pi a}$	-0.557 ∓ 0.177	0.864 ± 0.391	0.997 ± 0.516
g_{Ka}	3.191 ± 0.499	1.458 ± 0.262	1.684 ± 0.363
s_{Rb}	1.291 ± 0.062	1.187 ± 0.094	1.354 ± 0.149
$g_{\pi b}$	-1.562 ∓ 0.117	-1.527 ∓ 0.134	-1.756 ∓ 0.183
g_{Kb}	0.748 ± 0.062	0.999 ± 0.149	1.159 ± 0.261
$\chi^2_{d.o.f}$	$70.6/77 = 0.914$	$48.8/64 = 0.759$	$44.3/58 = 0.763$

Table 4: Physical quantities. Mass and width are in unit of MeV, while the couplings are in GeV.

Outputs	Set 1	Set 2	Set 3	Average
M_σ	435(74)	452(72)	457(76)	448(43)
$\Gamma_\sigma/2$	271(92)	266(65)	263(72)	266(43)
$ g_{\sigma\pi^+\pi^-} $	2.72(78)	2.74(61)	2.73(61)	2.73(38)
$ g_{\sigma K^+K^-} $	1.83(86)	0.80(55)	0.99(68)	1.06(38)
M_f	989(80)	982(47)	976(60)	981(34)
$\Gamma_f/2$	20(32)	18(16)	18(18)	18(11)
$ g_{f\pi^+\pi^-} $	1.33(72)	1.22(60)	1.12(31)	1.17(26)
$ g_{fK^+K^-} $	3.21(1.70)	2.98(70)	3.06(1.07)	3.03(55)

Table 5: Mass and width in MeV of σ on the complex plane.

Processes	$M_\sigma - i\Gamma_\sigma/2$
$K_{e4} \oplus \pi\pi \rightarrow \pi\pi$	452(13) - i259(16)
$K_{e4} \oplus \pi\pi/K\bar{K}$	448(43) - i 266(43)
Average	452(12) - i 260(15)

$\pi\pi$ molecule and 4-quark assignment of the σ , where this coupling is expected to be negligible. Moreover, a broad $\pi\pi$ width (compared with ρ meson) can not be explained within a $q\bar{q}$ scenario.

– For the $f_0(980)$, we have:

$$\begin{aligned}
 M_f &= 981(34) - i 18(11) \text{ MeV}, \\
 |g_{f\pi^+\pi^-}| &= 1.17(26) \text{ GeV}, \\
 r_{f\pi K} &\equiv \frac{|g_{fK^+K^-}|}{|g_{f\pi^+\pi^-}|} = 2.59(1.34). \quad (9)
 \end{aligned}$$

A large value of $r_{f\pi K}$ together with a narrow width disfavor a pure $(u\bar{u} + d\bar{d})$ assignment of the $f_0(980)$, while its non-negligible width into $\pi\pi$ indicates that it cannot be a pure $s\bar{s}$ or $K\bar{K}$ molecule.

–A possible gluonium component mixed with a $q\bar{q}$ state of the σ and $f_0(980)$ seems to be necessary for evading the previous difficulties.

3. $\gamma\gamma \rightarrow \pi\pi$ process

The $I = 0$ S-wave amplitude consists of two parts, the Born and unitarized amplitudes shown in Fig. 3, and the direct $\gamma\gamma$ couplings shown in Fig. 4. The unitarized amplitude can be calculated using chiral lagrangian. The only ambiguity comes from the direct term. We introduce the direct couplings of σ and $f_0(980)$ to $\gamma\gamma$ [1]:

$$T_\pi^S = \sqrt{2}\alpha s[(f_{\sigma\gamma} + s f'_{\sigma\gamma})\tilde{T}_{\sigma\pi} + (f_{f_0\gamma} + s f'_{f_0\gamma})\tilde{T}_{f_0\pi}] \quad (10)$$

for the S-wave and:

$$T_\pi^D = \frac{\alpha}{\sqrt{2}}[s^2 f_{f_2\gamma}^{\lambda=0} + s f_{f_2\gamma}^{\lambda=2}] \tilde{T}_{f_2\pi} \quad (11)$$

for the D-wave with helicity 0 and 2 respectively. We refer to [5] for the expressions of the reduced amplitudes,

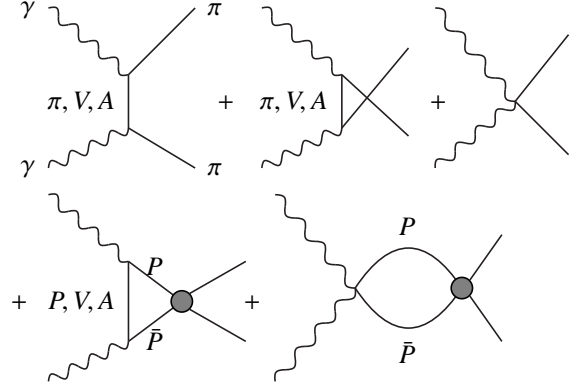


Figure 3: Born and Unitarized amplitudes T_p^u : $P \equiv \pi, K$; $V \equiv \rho, \omega$; $A \equiv b_1, h_1, a_1$.

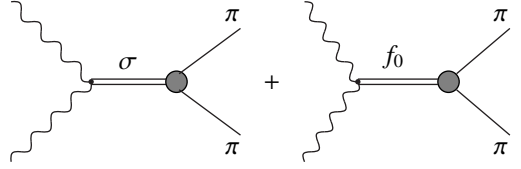


Figure 4: Direct couplings of the resonances to $\gamma\gamma$

$\tilde{T}_{\sigma\pi}$, $\tilde{T}_{f_0\pi}$ and $\tilde{T}_{f_2\pi}$.

We also include crossing channel contributions from vector(1^-) and axial-vector($1^{+-}, 1^{++}$) exchanges using normal vector description.

For $I = 0$ D-wave, we assume that it is dominated by the direct production of $f_2(1270)$ with helicity 2 [11], and fix the direct coupling of $f_2(1270)$ to $\gamma\gamma$ from the total width given by PDG, $|f_{f_2\gamma}| = 0.136\text{GeV}^{-1}$. Indeed, we show in [5] that, at the f_2 mass, there is a cancellation between the unitarized and Born contributions. The free parameters $f_{\sigma\gamma}$, $f'_{\sigma\gamma}$, $f_{f_0\gamma}$ and $f'_{f_0\gamma}$ can be determined by fitting the $\gamma\gamma \rightarrow \pi^0\pi^0$ total and differential cross section data [12] [13]. The fit result is shown in Fig. 5. The $\gamma\gamma$ decay width from different contributions are given in Tab. 6.

4. Gluonium from J/ψ , $\phi \rightarrow \gamma\sigma_B$ and $D_s \rightarrow l\nu\sigma_B$

The previous possible gluonium assignment of the σ can be tested from J/ψ , $\phi \rightarrow \gamma\sigma_B$ and $D_s \rightarrow l\nu\sigma_B$ processes (σ_B is a n unmixed hypothetical gluonium state) as discussed respectively in [20–23] and [24]. We expect to have the branching ratios $\times 10^3$:

$$\begin{aligned}
 B(J/\psi \rightarrow \sigma_B\gamma) \times B(\sigma_B \rightarrow \text{all}) &\simeq (0.4 \sim 1.0), \\
 B(\phi \rightarrow \sigma_B\gamma) &\simeq 0.12, \quad (12)
 \end{aligned}$$

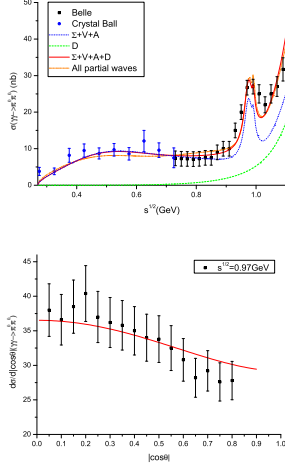


Figure 5: Fit up to 1.09GeV, $\chi^2_{d.o.f} = \frac{39.5}{41} = 0.96$. $\Sigma = \pi + K$. Dotted blue (S-wave contribution); dashed green (D-wave contribution); continuous red (S+D contribution); dash-dotted orange (all partial wave contribution).

Table 6: $\gamma\gamma$ decay width(in unit of keV). $r_0 \equiv \Gamma_{f_2 \rightarrow \gamma\gamma}^{\lambda=0} / \Gamma_{f_2 \rightarrow \gamma\gamma}^{tot}$

	Set 2	Set 3	[2]	[14]	[15]	[16]	[16]	[17]	[18]	PDG[19]
\sqrt{s}	1.09	1.09	0.8	1.44	0.8	1.44	1.44	1.4		
r_0	0	0				0.13	0.26	0.15		
Γ_{σ}^{dir}	0.16	0.20	0.13	0.01						
Γ_{σ}^{resc}	1.53	1.43	2.70							
Γ_{σ}^{tot}	3.11	3.10	3.90		1.7	3.1	2.4	2.1	1.2	
$\Gamma_{f_0}^{dir}$	0.29	0.27		0.015						
$\Gamma_{f_0}^{resc}$	0.90	0.81								
$\Gamma_{f_0}^{tot}$	0.17	0.15				0.42	0.10	0.13		0.29 ± 0.08

and:

$$\frac{\Gamma[D_s \rightarrow \sigma_B(gg)lv]}{\Gamma[D_s \rightarrow S_2(\bar{q}q)lv]} \approx \frac{1}{|f_+(0)|^2} \left(\frac{f_{\sigma_B}}{M_c} \right)^2 \approx \mathcal{O}(1), \quad (13)$$

for $M_c \approx 1.5$ GeV, $f_{\sigma_B} \approx 1$ GeV [20, 22, 23], where $|f_+(0)| \approx 0.5$ [25] is the form factor associated to the $\bar{q}q$ semileptonic production. The rates of these productions are in fair agreement with existing data supporting again or not excluding a large gluonium component of the σ .

5. Conclusions

-We use an improved coupled channel K-matrix model, taking into account Adler zero and left hand singularities. We extract the pole positions and widths, as well as the hadronic and $\gamma\gamma$ couplings of σ and $f_0(980)$ by fitting experimental data.

-The values of their direct widths favour a large gluon

content for the σ meson but are not decisive for explaining the substructure of the $f_0(980)$ meson, which can mainly be either a $\bar{s}s$ or a gluonium.

-The large values of the rescattering widths, due to meson loops, can be also obtained if they are gluonia states but not necessarily if they are four-quark or molecule states.

Acknowledgements

This work has been partly supported by CNRS-IN2P3 within the project Non-perturbative QCD and Hadron Physics. X.G. Wang thanks the Laboratoire de Physique Théorique et Astroparticules (LPTA) of Montpellier for the hospitality.

References

- [1] G. Mennessier, Z. Phys. **C16**(1983)241.
- [2] G. Mennessier, S. Narison, W. Ochs, Phys. Lett.**B 665**(2008)205; Nucl. Phys. Proc. Suppl. **181-182**(2008)238.
- [3] R. Kaminski, G. Mennessier, S. Narison, Phys. Lett. **B 680**(2009)148.
- [4] G. Mennessier, S. Narison, X.-G. Wang, Phys. Lett. **B 688**(2010)59.
- [5] G. Mennessier, S. Narison, X.-G. Wang, *arXiv*: 1009.2773 (2010).
- [6] NA48/2 Collaboration, B. Bloch-Devaus, PoS Confinement 8(2008)029; J.R. Batley, et al., Eur. Phys. J. C **64**(2009)589.
- [7] B. Hyams, et al., Nucl. Phys. **B 64**(1973)134.
- [8] W. Ochs, Univ. Munich Thesis, 1974.
- [9] D. Cohen, et al., Phys. Rev. **D 22**(1980)2595.
- [10] A. Etkin, et al., Phys. Rev. **D 25**(1982)1786; A.D. Martin, E.N. Ozmultu, Nucl. Phys. **B 158**(1979)5201.
- [11] F.E. Close, Z.P. Li, T. Barnes, Phys. Rev. **D 43**(1991)2161.
- [12] H. Marsiske et al., Crystal Ball Collaboration, Phys. Rev. **D 41**(1990)3324.
- [13] S. Uehara, et al., Belle Collaboration, Phys. Rev. **D 78**(2008)052004.
- [14] N.N. Achasov, G.N. Shestakov, Phys. Rev. **D 77**(2008)074020.
- [15] J. A. Oller, L. Roca, Eur. Phys. J. A **37**(2008)15.
- [16] M. R. Pennington, et al., Eur. Phys. J. C **56**(2008)1.
- [17] Y. Mao, et al., Phys. Rev. **D79**(2009)116008.
- [18] J. Bernabeu, J. Prades, Phys. Rev. Lett. **100**(2008)241804.
- [19] PDG08, C. Amsler et al., Phys. Lett. **B 667**(2008)1.
- [20] S. Narison, G. Veneziano, *Int. J. Mod. Phys. A* **4** (1989) 2751.
- [21] V.A. Novikov et al., *Nucl. Phys. B* **191** (1981) 301.
- [22] S. Narison, *Nucl. Phys. B* **509** (1998) 312; *Nucl. Phys. Proc. Suppl.* **64** (1998) 210; *Z. Phys. C* **26** (1984) 209; *Nucl. Phys. A* **675** (2000) 54c; *Nucl. Phys. Proc. Suppl.* **96** (2001) 244; *Nucl. Phys. A* **675** (2000) 54C; *Nucl. Phys. Proc. Suppl.* **121** (2003) 131.
- [23] S. Narison, *Phys. Rev. D* **73** (2006) 114024; *Nucl. Phys. Proc. Suppl.* **186** (2009) 306.
- [24] H.G. Dosch and S. Narison, *Nucl. Phys. Proc. Suppl.* **121** (2003) 114.
- [25] H.G. Dosch et al., hep-ph/0203225; M. Nielsen et al., *Nucl. Phys. Proc. Suppl.* **121** (2003) 110.