

Discrete scale invariance and stochastic Loewner evolution

M. Ghasemi Nezhadhighi^{*1} and M. A. Rajabpour²

¹*Department of Physics, Sharif University of Technology, Tehran, P.O.Box: 11365-9161, Iran*

²*SISSA and INFN, Sezione di Trieste, via Bonomea 265, 34136 Trieste, Italy*

In complex systems with fractal properties the scale invariance has an important rule to classify different statistical properties. In two dimensions the Loewner equation can classify all the fractal curves. Using the Weierstrass-Mandelbrot (WM) function as the drift of the Loewner equation we introduce a large class of fractal curves with discrete scale invariance (DSI). We show that the fractal dimension of the curves can be extracted from the diffusion coefficient of the trend of the variance of the WM function. We argue that, up to the fractal dimension calculations, all the WM functions follow the behavior of the corresponding Brownian motion. Our study opens a way to classify all the fractal curves with DSI. In particular, we investigate the contour lines of 2D WM function as a physical candidate for our new stochastic curves.

INTRODUCTION

Discrete scale invariance (DSI) is a weaker kind of scale invariance according to which the system obeys scale invariance $\mathcal{O}(\lambda x) = \mu(\lambda)\mathcal{O}(x)$ only for specific choices of λ . The list of applications of discrete scale invariance (DSI) covers phenomena in programming and number theory, diffusion in anisotropic quenched random lattices, growth processes and rupture, quenched disordered systems, turbulence, cosmic lacunarity, etc, for review of the concept and applications see [1, 2]. In some cases the DSI is manifested in the geometry of the system, the most famous cases being animals [3] and Diffusion-limited aggregation (DLA) [4]. The fractal dimension of these models shows log-periodic corrections to scaling which is the signature of the presence of complex exponents and DSI [5, 6].

One of the methods to tackle these models, especially the DLA, is the iterative conformal mapping technique introduced by Hastings and Levitov in [7]. It is based on approximating an addition of a particle to preexisting domain with bumps at nearby positions produced by conformal maps. This method was used successfully to describe the Laplacian stochastic growth models [7] as well as the non-Laplacian transport processes [8], for a recent review see [9].

Another method, in the same spirit as the Hastings and Levitov method, to study geometrical critical systems is by Schramm-Loewner evolution [10], for review see [11]. It is a family of random planar curves with conformal symmetry that can be described by successive random conformal maps. This method recently has found lots of applications in the physical systems such as domain walls in statistical models [11], zero-vorticity lines of Navier-Stokes turbulence [12] and iso-height lines in rough surfaces [13, 14].

Although SLE gives a powerful way to classify all the conformally invariant curves in two dimensions it is still too restrictive to classify the curves with weaker symmetries such as scale invariance. In this letter we will introduce a broader range of fractal curves in two dimen-

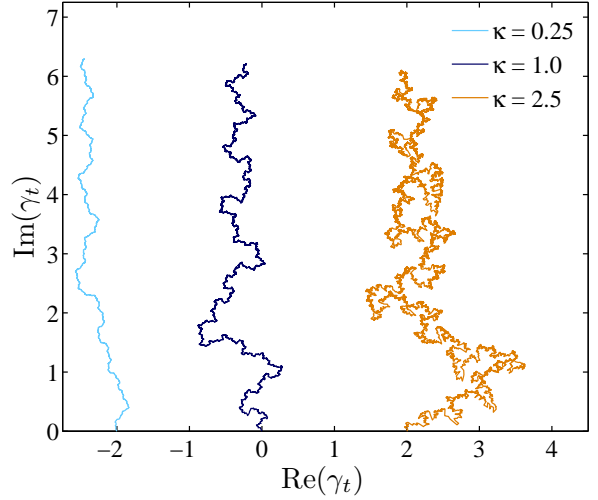


FIG. 1: (Color on line) Curves, from left to write $\kappa = 0.25, 1, 2.5$, generated by taking WM function with $\lambda = 2.5$. The total time is $T = 10$ and the number of points is $N = 3 \times 10^4$. The computer running time for every realization is 15 min.

sions. The method takes the advantage of the Brownian motion limit of the WM function and opens a way to classify the DSI fractal curves in two dimensions.

The idea behind SLE formulation is parameterizing a growing curve with time t in a two dimensional domain with some successive conformal maps that can remove the curve. The most familiar case is the curve growing with the tip at γ_t in the upper half plane \mathbb{H} . The curve can be parametrized with the conformal map $g_t(z) : \mathbb{H} \setminus K_t \rightarrow \mathbb{H}$ which maps the upper half plane minus the hull [15] K_t , to the upper half plane and obeys the following Loewner equation

$$dg_t(z) = \frac{2dt}{g_t(z) - U(t)}, \quad (1)$$

where U_t is the drift of the process and can be an arbitrary continuous function with Hölder exponent $h \geq \frac{1}{2}$.

Every growing curve is related to a special $U(t)$ and by

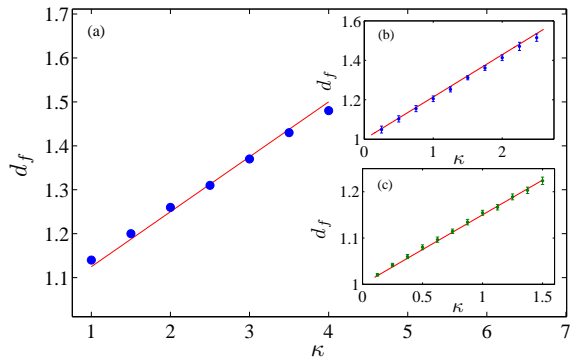


FIG. 2: (Color on line) The fractal dimension of the generated curves versus κ for different drifts: *a*) ordinary SLE with Brownian motion as a drift, *b*) $WSLE(e^{ix}, 2.5, \kappa)$ and *c*) $WSLE(\sin^{-1}(\sin(x)), 2.5, \kappa)$. The continuous lines are the lines coming from the equation (6). In *a* the number of realizations for every κ is 1000 and the error bars are smaller than the diameter of the circles. In *b* and *c* the number of realizations for every κ is 500. The number of points on every realization was $N = 3 \times 10^4$.

having $U(t)$ one can extract a growing curve in the upper half plane. Considering U_t as a process proportional to the Brownian motion $\sqrt{\kappa}B_t$ one can extract conformal invariant curves and the evolution is called SLE [10]. Brownian motion is a Gaussian Markov stochastic process with mean zero and $E[B_t B_s] = \min(t, s)$. All conformal invariant curves in two dimensions can be parametrized by a Brownian motion.

The fractal dimensions of the curves are linearly proportional to κ and given by [11, 16]

$$d_{SLE} = 1 + \frac{\kappa}{8}. \quad (2)$$

The linearity of the relation between fractal dimension and κ comes from the specific form of the Fokker-Planck equation of the process which is a second order differential equation. The natural question is what is the appropriate $U(t)$ for the curves with DSI? To answer this question consider a drift with DSI as $\tilde{U}(t) := \frac{1}{\lambda}U(\lambda^2 t)$, where λ is a positive real number, then one can show that $\tilde{g}_t(z) = \frac{1}{\lambda}g_{\lambda^2 t}(\lambda z)$ satisfies the same Loewner equation as (1). To see this consider the new time parametrization in equation (1) as $t \rightarrow a(t)$. Then one can write the equation (1) for the general drift as $d\hat{g}_t(z) = \frac{2 \frac{da(t)}{dt}}{\hat{g}_t(z) - \hat{g}_0(a(t))}$, where $\hat{g}_t(z) = g_{a(t)}(z)$ and $\hat{g}_0(z) = z$. Considering $a(t) = \lambda^2 t$ it is easy to get

$$d\tilde{g}_t(z) = \frac{2dt}{\tilde{g}_t(z) - \frac{1}{\lambda}U(\lambda^2 t)}, \quad (3)$$

where $\tilde{g}_t(z) = \frac{\hat{g}_t(z)}{\lambda}$ and $\tilde{g}_0(z) = z$. Since $\tilde{U}(t)$ is the same as $U(t)$, in the distribution sense, for our DSI process one

can conclude that $\tilde{g}_t(z)$ satisfies the same Loewner equation as (1). Using this property one can claim that $\tilde{g}_t(z)$

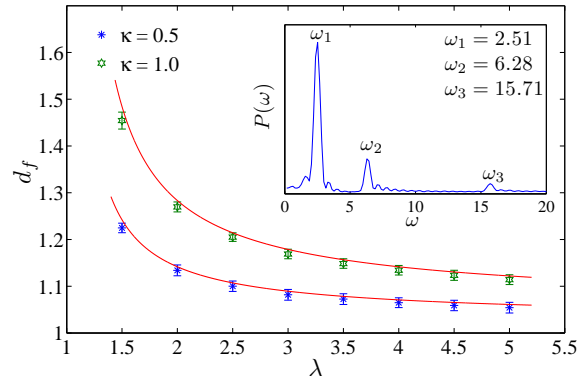


FIG. 3: (Color on line) The fractal dimension of the generated curves versus λ for two different κ s for $WSLE(e^{ix}, \lambda, 1)$ (top) and $WSLE(e^{ix}, \lambda, 0.5)$ (bottom). The number of realizations for every λ is 50. Inset: The Lomb periodogram of the $\text{Re}(\gamma_t)$, here ω_n is equal to λ^n .

is the conformal map that takes the complement of the hull $\tilde{K}_t := K_{\lambda^2 t}/\lambda$ and maps it to the upper half plane. The natural consequence of taking discrete scale invariant drift in the Loewner equation is getting a discrete scale invariant curve in the upper half plane and vice versa. With this introduction, in this paper we will take the generic process with DSI, Weierstrass-Mandelbrot (WM) type functions [17–19], as a drift and we will investigate numerically the fractal properties of the corresponding curves in the upper half plane. We will also introduce the contour lines of the 2D WM functions as the new fractal curves with DSI and as the possible candidates for our new stochastic Loewner evolution.

LOEWNER EQUATION WITH DSI DRIFT

The building block of the functions with DSI is Weierstrass-Mandelbrot (WM) function which was studied by Berry and Lewis in [17]. It is a random continuous non differentiable mono fractal function that one can see it in a wide range of physical phenomena such as sediment and turbulence [1, 2], fractal properties of the landscapes and other environmental data [20], contact analysis of elastic-plastic fractal surfaces [21] and propagation and localization of waves in fractal media [22]. The WM function can be defined as follows

$$W(h, t) = \sum_{n=n_{min}}^{\infty} \lambda^{-nH} (h(0) - h(\lambda^n t)) e^{i\phi_n}, \quad (4)$$

where $h(t)$ can be any periodic function which is differentiable at zero and ϕ_n is an arbitrary phase chosen from the interval $[0, 2\pi]$, to make the series convergent we need

to consider $0 < H < 1$. It was proved in [17, 23] that the above process with $h(x) = e^{ix}$ converges to the fractional Brownian motion in the limit $\lambda \rightarrow 1$. In our numerical calculation we will take $h(x) = e^{ix}, \sin^{-1}(\sin(x))$, however, our results are extendable to the most generic cases. The WM process is not Markov but has stationary increments. It is a fractal function for the finite n_{min} and also for $n_{min} = -\infty$, however, it has full DSI just for $n_{min} = -\infty$. The fractal dimension of the function is $2 - H$ where H is the Hölder exponent.

Taking $\text{Re}(\sqrt{\kappa}W(h, t))$ as the drift of the Loewner equation one can get simple curves just for $H \geq \frac{1}{2}$. The fractal dimension of the curves is 1 for $H > \frac{1}{2}$ but non-trivial for $H = \frac{1}{2}$. From this moment, we will consider just $H = \frac{1}{2}$ which has the same fractal dimension as the Brownian motion but it is not a Markov process. One can extract the corresponding curves numerically as an iteration process of infinitesimal conformal mappings as follows: $\gamma(j\tau) = f_1 \circ f_2 \circ \dots \circ f_j(\xi_j)$, where ξ_j is the drift, in our case WM process, and $f_j(z) = \sqrt{(z - \xi_j)^2 - 4\tau} + \xi_j$ is the inverse Loewner map that can produce a small slit at ξ_j . The discretized driving force is constant in the interval $[(j-1)\tau, j\tau]$ where $\tau = \frac{t}{N}$ is the mesh of the time and N is the number of points on the curve. We will call these new curves $WSLE(h, \lambda, \kappa)$. In Fig 1 one can see $WSLE(e^{ix}, 2.5, \kappa)$ for three different κ 's. In Fig 2 the box fractal dimension of SLE, $WSLE(e^{ix}, 2.5, \kappa)$ and $WSLE(\sin^{-1}(\sin(x)), 2.5, \kappa)$ were shown with respect to κ and we observe that they are all linearly dependent on κ . The slopes of the curves in Fig 2 is dependent on the function $h(x)$ and λ .

One can find a theoretical approximation for the fractal dimension of the extracted curves by calculating the second moment of the real part of the WM function. Using Poisson re-summation formula one can find the following formula for the trend of the WM process

$$|\text{Re}(\sqrt{\kappa}W(h, t + \tau)) - \text{Re}(\sqrt{\kappa}W(h, t))|^2 \approx \frac{\kappa\tau}{2\ln\lambda} \int_0^\infty \left| \frac{h(0) - h(x)}{x} \right|^2 dx. \quad (5)$$

The above equation shows that $\sqrt{\ln\lambda} \text{Re}(W(h, t))$ converges to the Brownian motion in the limit $\lambda \rightarrow 1$. Then if we consider the WM process as a non-Markovian perturbation of the Brownian motion, one can introduce an effective diffusion constant

$$\kappa_{eff} = \kappa \frac{1}{2\ln\lambda} \int_0^\infty \left| \frac{h(0) - h(x)}{x} \right|^2 dx, \quad (6)$$

Assuming the universality of the coefficient $\frac{1}{8}$ the fractal dimension will be the same as (2) but with the κ substituted with κ_{eff} . It turns out that the above approximation gives convincing results, in Fig 2 the continuous lines are the lines coming from this approximation. To check the relation between fractal dimension and λ we calculated the fractal dimension for $\kappa = 0.5$ and 1 for

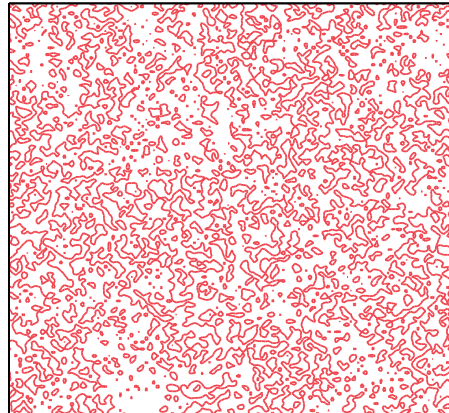


FIG. 4: (Color on line) The contour lines of the 2D WM function with $\lambda = 1.5$, $M = 20$ and $L = 200$.

the different λ s, the results are shown in Fig 3. Up to the numerical accuracy the proposed formula is perfectly confirmed. This result shows that as long as the fractal dimension calculations is concerned, the Brownian motion behaves like a fixed point of the all the DSI processes with $H = \frac{1}{2}$. In the same figure we put also the result of the Lomb test [24] on the $\text{Re}(\gamma_t)$ which shows the DSI properties of the curves.

In the rest of the paper we will introduce some new DSI curves that can be studied with $WSLE(h, \lambda, \kappa)$.

CONTOUR LINES OF THE DSI SURFACES

It was shown in [14] that the contour lines of Gaussian free field theory (GFF) can be described by $SLE(\kappa, \rho)$. In other words the contour lines of rough surfaces with the zero roughness exponent are conformally invariant and can be described by the Schramm's method. Having this fact as a motivation we generated a 2D WM function [25]

$$z(x, y) = \left(\frac{\ln\lambda}{M}\right)^{\frac{1}{2}} \sum_{m=1}^M A_m \sum_{n=-\infty}^{\infty} \left(\frac{2\pi\lambda^n}{L}\right)^{-H} \left(\cos\phi_{m,n} - \cos\left(\frac{2\pi\rho\lambda^n}{L} \cos(\theta - \alpha_m) + \phi_{m,n}\right) \right), \quad (7)$$

where $\rho = (x^2 + y^2)^{1/2}$ and $\theta = \tan^{-1}\left(\frac{y}{x}\right)$. The phase $\alpha_m = \pi m/M$ and A_m make the system homogeneous and $\phi_{m,n}$, which is randomly chosen from the interval $[0, 2\pi]$, makes the system random. For the isotropic surfaces we have $A_m = \text{const}$. In numerical methods the two parameters M and n and the size of the system L should be finite but large enough that $z(x, y)$ does not change with increasing these parameters. The roughness exponent and the fractal dimension $D = 3 - H$ are two

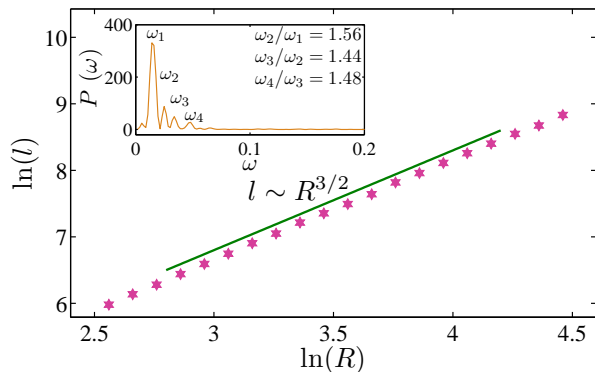


FIG. 5: (Color on line) The perimeter of the contour lines l with respect to the radius of gyration R . To get the graph we averaged over all the perimeters of the contour lines with the radius of gyration in the interval $[\ln(R), \ln(R) + \delta]$. Inset: The Lomb periodogram of the contour lines.

important parameters in simulating WM function. The surfaces with larger H seems smoother than the surfaces with smaller H . The 2D WM function obeys the scaling law $z(\lambda x, \lambda y) = \lambda^H z(x, y)$. This shows that $z(x, y)$ is a self similar function with respect to the scale λ .

We generated 750 realizations of the above surfaces with $H = 0$, $L = 1024$, $M = 20$ and $\lambda = 1.5$ then we constructed the contour lines of the surfaces (as already explained in [26, 27]) at the average height, see Fig. 4. The average fractal dimension of the roughly 10^6 contour lines is $D = 1.505 \pm 0.005$, see Fig 5, which is very close to $\frac{3}{2}$. In the next step we took the largest contour lines that do not cross the boundary and found $|\tilde{\mathbf{r}}_i|$, where $|\tilde{\mathbf{r}}_i| = |\mathbf{r}_i - \mathbf{R}|$ is the distance of the points of the contour r_i from the center of mass \mathbf{R} . This parameter shows very clear DSI after using Lomb periodogram, Fig 5.

To check the DSI of the drift of the Loewner equation directly, we first consider an arbitrary placed horizontal line representing the real axis in the complex plane across the 2D WM profiles. Then we cut the portion of each curve γ_t above the real line as it is in the upper half plane \mathbb{H} . There are different numerical algorithms to extract the driving function of a given random curve by inversion of the Loewner equation [28]. We have used the successive discrete, conformal slit maps based on the piecewise constant approximation of the driving function that swallow one segment of the curve at each time step [29]. To do this, at first, we have determined the contour lines of the 2D WM surfaces as described above by the sequences of points z_0, z_1, \dots, z_N . We obtained 2000 such curves with an average number of points about 5000. After that all of the contour lines were mapped by $\varphi(z) = z_N z / (z_N - z)$. To avoid numerical errors only the part of the curves corresponding to capacity 8 – 300 were used. It is worth to mention here that since we do not expect to have conformal invariance for our contour lines

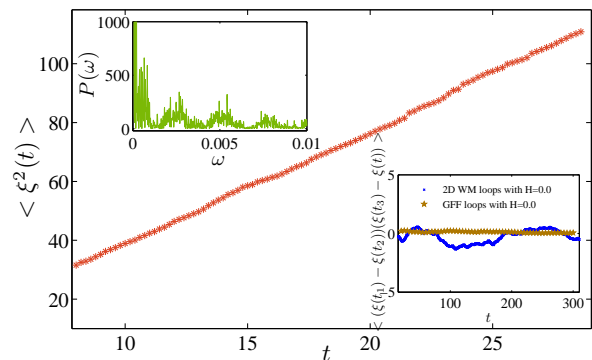


FIG. 6: (Color on line) The variance of the drift of the Loewner equation for the contour lines of 2D WM function. Top inset: the Lomb periodogram of the drift. Bottom inset: the correlation of the increments of the drift of the contour lines of the GFF and the contour lines of the 2D WM function. The number of realizations were approximately 7000 and the number of points on every realization was 3000 – 4000.

the effect of the map $\varphi(z)$ on the measure of the curves is not clear. Since this map is a global conformal map we do not expect a huge difference between the measure of curves before and after the mapping. Fig. 6 shows the properties of the drift calculated with the above method. The drift shows clear DSI in the Lomb periodogram with $\lambda = 1.47 \pm 0.09$, moreover the variance of the drift is linear around the line with slope $\kappa = 3.9 \pm 0.2$ which, up to the numerical errors, is very close to 4, see Fig 6. The increments of the extracted drift shows oscillating non-zero correlation which is clearly indicating that the drift is not Markovian, in Fig 6 we compared these results with those coming from the simulation of the contour lines of the Gaussian free field theory. This comparison shows that the contour lines of 2D Weierstrass function with $H = 0$ could be related to the Loewner equation with the WM function as a drift. Here it is worth mentioning that we expect the same results for the 2D WM functions generated by the other periodic functions instead of $\cos(x)$, we will discuss properties of the contour lines of 2D WM function for generic H for the different periodic functions in the forthcoming paper [30].

CONCLUSION

We made the first attempt to classify and study systematically the fractal curves with DSI based on Loewner evolution. Our approach is from many sense reminiscent of the renormalization group and universality ideas in statistical mechanics and field theory. By looking to the Brownian motion as the fixed point of all the WM functions with $H = \frac{1}{2}$ we showed that the fractal dimension of the fractal curves follows the behavior of the fixed

point. Our approach supports the idea of looking to the scale invariant curves as the perturbation of the conformally invariant curves. We also extracted contour lines of 2D fractal surfaces as physical examples for the fractal curves with DSI. In addition the corresponding drift of the Loewner equation for these curves was extracted by using numerical methods. The drift shares many properties with the WM process.

It is interesting to understand the connection of our approach to the older studies bases on iterative conformal mappings [7], see also [31]. The DSI is manifested mostly because of the hierarchical underlying graphs, our study shows that it may be possible to study statistical models, on graphs with the well-defined continuum limit, which show DSI at the critical point. Investigating statistical models with such a property could be interesting.

ACKNOWLEDGMENTS

We thank F. Franchini and M. Kardar for reading the manuscript and D. Sornette for taking our attention to the reference [19]. We also appreciate providing computing facilities by MPI cluster of SUT. M. A. Rajabpour thanks S. Sheffield for discussion. M. G. Nezhadhighi thanks S. Sheykhan for computer support.

-
- [1] D. Sornette, *Physics Reports* 297 (1998) 239-270[cond-mat/9707012]
- [2] D. Sornette, *Critical Phenomena in Natural Sciences. Chaos Fractals, Selforganization and Disorder: Concepts and Tools*(2000) Heidelberg, Germany: Springer-Verlag.
- [3] D. Stauffer and A. Aharony, *Introduction to percolation theory*, second edition, Taylor and Francis (1992).
- [4] T.A. Witten, L.M. Sander, *Phys. Rev. B* 27, 56865697 (1983)
- [5] H. Saleur and D. Sornette, *J. Phys. I France* 6 (1996) 327-355
- [6] D. Sornette, A. Johansen, A. Arneodo, J.-F. Muzy and H. Saleur, *Phys. Rev. Lett.* 76(1996)251-254
- [7] M. Hastings and L. Levitov, *Physica D* 116, 244 (1998).
- [8] M. Z. Bazant, J. Choi, and B. Davidovitch, *Phys. Rev. Lett.* 91, 045503 (2003) and B. Davidovitch, J. Choi, and M. Z. Bazant, *Phys. Rev. Lett.* 95, 075504 (2005).
- [9] M. Z. Bazant and D. Crowdy, Conformal mapping methods for interfacial dynamics, in *Handbook of Materials Modeling*, ed. by S. Yip et al., Vol. I, Art. 4.10 (Springer, 2005).
- [10] O. Schramm, *Israel J. Math.* 118 (2000)221- 288 [math/9904022]
- [11] M. Bauer and D. Bernard, *Phys. Rep.* 432, 115 (2006) [math-ph/0602049], J. Cardy, *Annals Phys.* 318 (2005) 81-118 [cond-mat/0503313]
- [12] D. Bernard, G. Boffetta, A. Celani, G. Falkovich, *Nature Phys* 2 (2006) 124 [nlin/0602017]
- [13] A. A. Saberi, M. A. Rajabpour, S. Rouhani, *Phys. Rev. Lett.* 100 (2008) 044504[arXiv:0712.2984]
- [14] O. Schramm and S. Sheffield, *Acta Mathematica*, 202, 21 (2009)[math.PR/0605337].
- [15] By hull we mean the curve and the region of the upper half plane which is separated from infinity by the curve
- [16] V. Beffara, *Annals of Probability* 36 (2008) 1421-1452.
- [17] M.V. Berry, Z. V. Lewis, *Proc. R. Soc. Lond. A*, 370 (1980) 459-484
- [18] K. Falconer, *Fractal geometry: mathematical foundations and applications*, Wiley, Chichester, UK (2003).
- [19] S. Gluzman and D. Sornette *Phys. Rev. E* 65 (2002) p.036142
- [20] Burrough, P. A. *Nature* 294 (1981) 240242 .
- [21] W. Yan and K. Komvopoulos, *J. Appl. Phys.* 84 (1998) 3617 .
- [22] A. M. Garcia-Garcia, E. Cuevas [arXiv:1005.0266v]
- [23] J. Szulga, F. Molz, *Journal of Statistical Physics*, 104(2001)1317-1348 and V. Pipiras, M.S. Taqqu, *Fractals*, 8 (2000) 369-384
- [24] H. William *Numerical recipes: the art of scientific computing* 2nd Eddition Press - 1992 Cambridge University Press
- [25] M. Ausloos and D.H. Berman, *Proc. R. Soc. London, Ser. A* 400 (1985) 331
- [26] J. Kondev and C. L. Henley, *Phys. Rev. Lett.* 74 (1995) 4580 and J. Kondev, C. L. Henley, and D. G. Salinas, *Phys. Rev. E*, 61 (2000) 164
- [27] M. A. Rajabpour and S. M. Vaez Allaei, *Phys. Rev. E* 80 (2009) 011115 [arXiv:0907.0881]
- [28] T. Kennedy [arXiv:0909.2438] and references therein.
- [29] J. P. Keating, J. Marklof, I. G. Williams, *Phys. Rev. Lett.* 97 (2006)034101 [nlin/0603068]
- [30] M. Ghasemi Nezhadhighi, M. A. Rajabpour [arXiv:1011.1118]
- [31] M. G. Stepanov, and L. S. Levitov, *Phys. Rev. E* 63 (2001) 061102.