

$\bar{B} \rightarrow X_s \gamma$ constraints on the top quark anomalous $t \rightarrow c \gamma$ coupling

Xingbo Yuan¹, Yang Hao¹ and Ya-Dong Yang^{1,2}

¹Institute of Particle Physics, Huazhong Normal University, Wuhan, Hubei 430079, P. R. China

²Key Laboratory of Quark & Lepton Physics, Ministry of Education, Huazhong Normal University, Wuhan, Hubei, 430079, P. R. China

Abstract

Observation of top quark flavor changing neutral process $t \rightarrow c + \gamma$ at the LHC would be the signal of physics beyond the Standard Model. If anomalous $t \rightarrow c \gamma$ coupling exists, it will affect the precisely measured $\mathcal{B}(\bar{B} \rightarrow X_s \gamma)$. In this paper, we study the effects of a dimension 5 anomalous $tc\gamma$ operator in $\bar{B} \rightarrow X_s \gamma$ decay to derive constraints on its possible strength. It is found that, for real anomalous $t \rightarrow c \gamma$ coupling κ_{tcR}^γ , the constraints correspond to the upper bounds $\mathcal{B}(t \rightarrow c + \gamma) < 6.54 \times 10^{-5}$ (for $\kappa_{tcR}^\gamma > 0$) and $\mathcal{B}(t \rightarrow c + \gamma) < 8.52 \times 10^{-5}$ (for $\kappa_{tcR}^\gamma < 0$), respectively, which are about the same order as the 5σ discovery potential of ATLAS (9.4×10^{-5}) and slightly lower than that of CMS (4.1×10^{-4}) with 10 fb^{-1} integrated luminosity operating at $\sqrt{s} = 14 \text{ TeV}$.

I. INTRODUCTION

In the Standard Model (SM), top quark lifetime is dominated by the $t \rightarrow bW^+$ process, and its flavor changing neutral current (FCNC) processes $t \rightarrow qV$ ($q = u, c; V = \gamma, Z, g$) are extremely suppressed by GIM mechanism. It is known that the SM predicts very tiny top FCNC branching ratio $\mathcal{B}(t \rightarrow qV)$, less than $\mathcal{O}(10^{-10})$ [1], which would be inaccessible at the CERN Large Hadron Collider(LHC). In the literature [2, 3], however, a number of interesting questions have been intrigued by the large top quark mass which is close to the scale of electroweak symmetry breaking. For example, one may raise the question whether new physics (NP) beyond the SM could manifest itself in nonstandard couplings of top quark which would show up as anomalies in the top quark productions and decays.

At present, the direct constraints on $\mathcal{B}(t \rightarrow qV)$ are still very weak. For its radiative decay, the available experimental bounds are $\mathcal{B}(t \rightarrow u\gamma) < 0.75\%$ from ZEUS [4] and $\mathcal{B}(t \rightarrow q\gamma) < 3.2\%$ from CDF [5] at 95% C.L., respectively. These constraints will be improved greatly by the large top quark sample to be available at the LHC, which is expected to produce 8×10^6 top quark pairs and another few million single top quarks per year at low luminosity ($10 \text{ fb}^{-1}/\text{year}$). Both ATLAS [6] and CMS [7] have got analyses ready for hunting out top quark FCNC processes as powerful probes for NP. With 10 fb^{-1} data, it is expected that both ATLAS and CMS could observe $t \rightarrow q\gamma$ decays if their branching ratios are enhanced to $\mathcal{O}(10^{-4})$ by anomalous top quark couplings [6, 7]. However, if the top quark anomalous couplings present, they will affect some precisely measured quantities with virtual top quark contribution. Inversely, these quantities can also restrict the possible number of top quark FCNC decay signals at the LHC. The precisely measured inclusive decay $B \rightarrow X_s\gamma$ is one of the well known sensitive probes for extensions of the SM, especially the NPs which alter the strength of FCNCs [8]. Thus, when performing the study of the possible strength of $t \rightarrow c\gamma$ decays at the LHC, one should take into account the constraints from $B \rightarrow X_s\gamma$ [9, 10].

In this paper, we will study the contribution of anomalous $t\gamma c$ operators to the $\bar{B} \rightarrow X_s\gamma$ branching ratio and derive constraints on its strength. In the next section, after a brief discussion of a set of model-independent dimension 5 effective operators relevant to $t \rightarrow c\gamma$ decay, we calculate the effects of operator $\bar{c}_L\sigma^{\mu\nu}t_RF_{\mu\nu}$ in $B \rightarrow X_s\gamma$ decay, which result in a modification to $C_{\gamma\gamma}$. In Sec. III we present our numerical results of the constraints on its

strength and the corresponding upper limits on branching ratio of $t \rightarrow c\gamma$ decays. Finally, conclusions are made in Sec. IV. Calculation details are presented in Appendix A, and input parameters are collected in Appendix B.

II. TOP QUARK ANOMALOUS COUPLINGS AND THEIR EFFECTS IN $\bar{B} \rightarrow X_s\gamma$ DECAY

Without resorting to the detailed flavor structure of a specific NP model, the Lagrangian describing the top quark anomalous couplings can be written in a model independent way with dimension 5 operators [11]

$$\begin{aligned} \mathcal{L}_5 = & -g_s \sum_{q=u,c,t} \frac{\kappa_{tqL}^g}{\Lambda} \bar{q}_R \sigma^{\mu\nu} T^a t_L G_{\mu\nu}^a - \frac{g}{\sqrt{2}} \sum_{q=d,s,b} \frac{\kappa_{tqL}^W}{\Lambda} \bar{q}_R \sigma^{\mu\nu} t_L W_{\mu\nu}^- - e \sum_{q=u,c,t} \frac{\kappa_{tqL}^\gamma}{\Lambda} \bar{q}_R \sigma^{\mu\nu} t_L F_{\mu\nu} \\ & - \frac{g}{2 \cos \theta_W} \sum_{q=u,c,t} \frac{\kappa_{tqL}^Z}{\Lambda} \bar{q}_R \sigma^{\mu\nu} t_L Z_{\mu\nu} + (R \leftrightarrow L) + h.c., \end{aligned} \quad (1)$$

where κ is the complex coupling of its corresponding operator, θ_W is the weak angle, and T^a is the Gell-Mann matrix. Λ is the possible new physics scale, which is unknown but may be much larger than the electroweak scale. There are also Lagrangian describing the top quark anomalous interactions with dimension 4 and 6 operators, and the dimension 4 and 5 terms can be traced back to dimension 6 operators [12, 13]. In fact top quark anomalous interactions can be generally described by the gauge-invariant effective Lagrangian with dimension 6 operators in a form without redundant operators and parameters [10, 14]. A recent full list of dimension 6 operators could be found in Ref. [15]. But for on-shell gauge bosons, the Lagrangian in Eq. (1) works and is commonly employed in high energy phenomenology analysis [3, 6, 16].

The operators in Eq. (1) relevant to $t \rightarrow q\gamma$ decays read

$$\mathcal{L}_\gamma = -e \sum_{q=u,c} \frac{\kappa_{tqL}^\gamma}{\Lambda} \bar{q}_R \sigma^{\mu\nu} t_L F_{\mu\nu} - e \sum_{q=u,c} \frac{\kappa_{tqR}^\gamma}{\Lambda} \bar{q}_L \sigma^{\mu\nu} t_R F_{\mu\nu} + h.c.. \quad (2)$$

It is understood that the Dirac matrix $\sigma_{\mu\nu}$ connects left-handed fields to right-handed fields, the $t \rightarrow c\gamma$ transition will involve two independent operators $m_q \bar{q}_R \sigma^{\mu\nu} t_L F_{\mu\nu}$ and $m_t \bar{q}_L \sigma^{\mu\nu} t_R F_{\mu\nu}$, where the mass factors must appear whenever a chirality flip $L \rightarrow R$ or $R \rightarrow L$ occurs. Due to the mass hierarchy $m_t \gg m_c$, the effect of $m_q \bar{q}_R \sigma^{\mu\nu} t_L F_{\mu\nu}$ can be neglected unless κ_{tqL}^γ is enhanced to be comparable to $\frac{m_t}{m_c} \kappa_{tqR}^\gamma$ by unknown mechanism.

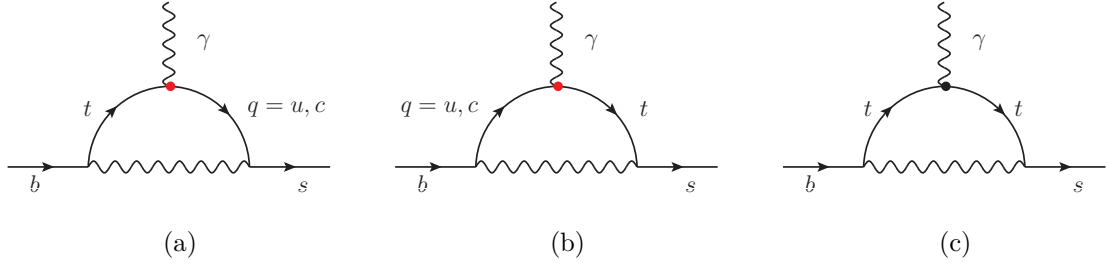


FIG. 1: Feynman diagrams for $b \rightarrow s\gamma$. (a) and (b) are the penguin diagrams with the anomalous $tq\gamma$ couplings. (c) Sample LO penguin diagram in the SM.

The anomalous $tq\gamma$ coupling affects $b \rightarrow s\gamma$ decays through the two Feynman diagrams depicted in Figs. 1(a) and 1(b). It is interesting to note that the CKM factors in Fig. 1(a) and Fig. 1(b) are $V_{tb}V_{qs}^*$ and $V_{qb}V_{ts}^*$, respectively. Since $|V_{tb}V_{qs}^*| \gg |V_{qb}V_{ts}^*|$ for $q = u, c$, the contribution of Fig. 1(a) would be much stronger than that of Fig. 1(b). Furthermore, given the strengths of $t \rightarrow u\gamma$ and $t \rightarrow c\gamma$ comparable, the contribution of Fig. 1(a) to $b \rightarrow s\gamma$ is still dominated by $t \rightarrow c\gamma$ because of $|V_{cs}| \gg |V_{us}|$. Hence we will only consider Fig. 1(a) with anomalous $tc\gamma$ coupling. From the Feynman diagram of Fig. 1(a), it is easy to observe that the large CKM factor $V_{tb}V_{cs} \approx 1$ makes $b \rightarrow s\gamma$ very sensitive to the strength of anomalous $tc\gamma$ coupling.

The calculation of Fig. 1(a) can be carried out straightforwardly. The calculation details are presented in Appendix A, and the final result reads

$$i\mathcal{M}(b \rightarrow s\gamma) = \bar{s}[e\Gamma^\nu(k)]b\epsilon_\nu(k),$$

$$e\Gamma^\nu(p, k) = ie\frac{G_F}{4\sqrt{2}\pi^2}V_{cs}^*V_{tb}[i\sigma^{\nu\mu}k_\mu(m_s f_L(x)L + m_b f_R(x)R)]. \quad (3)$$

Usually m_s term can be neglected, and the function $f_R(x)$ is calculated to be

$$f_R(x) = \frac{\kappa_{tcR}^\gamma}{\Lambda} 2m_t \left[-\frac{1}{(x_c - 1)(x_t - 1)} - \frac{x_c^2}{(x_c - 1)^2(x_c - x_t)} \ln x_c + \frac{x_t^2}{(x_t - 1)^2(x_c - x_t)} \ln x_t \right], \quad (4)$$

with $x_q = m_q^2/m_W^2$. Now we are ready to incorporate the NP contribution into its SM counterpart for $\bar{B} \rightarrow X_s\gamma$ decay.

In the SM, it is known that $\bar{B} \rightarrow X_s\gamma$ decay is governed by the effective Hamiltonian at scale $\mu = \mathcal{O}(m_b)$ [17]

$$\mathcal{H}_{\text{eff}}(b \rightarrow s\gamma) = -\frac{4G_F}{\sqrt{2}}V_{ts}^*V_{tb} \left[\sum_{i=1}^6 C_i(\mu)Q_i(\mu) + C_{7\gamma}(\mu)O_{7\gamma}(\mu) + C_{8g}(\mu)O_{8g}(\mu) \right], \quad (5)$$

where $C_i(\mu)$ are the Wilson coefficients, $O_{i=1-6}$ are the effective four quark operators and

$$O_{7\gamma} = \frac{e}{16\pi^2} m_b (\bar{s}_L \sigma^{\mu\nu} b_R) F_{\mu\nu}, \quad O_{8g} = \frac{g}{16\pi^2} m_b (\bar{s}_L \sigma^{\mu\nu} T^a b_R) G_{\mu\nu}^a. \quad (6)$$

For calculating $\mathcal{B}(\bar{B} \rightarrow X_s \gamma)$, instead of the original Wilson coefficients C_i , it is convenient to use the so called ‘‘effective coefficients’’ [18]

$$C_{7\gamma}^{(0)\text{eff}}(m_b) = \eta^{\frac{16}{23}} C_{7\gamma}^{(0)\text{SM}}(M_W) + \frac{8}{3} (\eta^{\frac{14}{23}} - \eta^{\frac{16}{23}}) C_{8g}^{(0)\text{SM}}(M_W) + C_2^{(0)\text{SM}}(M_W) \sum_{i=1}^8 h_i \eta^{a_i}, \quad (7)$$

where $\eta = \alpha_s(\mu_W)/\alpha_s(\mu_b)$ and

$$h_i = \left(\begin{array}{cccccccc} \frac{626126}{272277} & -\frac{56281}{51730} & -\frac{3}{7} & -\frac{1}{14} & -0.6494 & -0.0380 & -0.0185 & -0.0057 \end{array} \right), \quad (8)$$

$$a_i = \left(\begin{array}{cccccccc} \frac{14}{23} & \frac{16}{23} & \frac{6}{23} & -\frac{12}{23} & 0.4086 & -0.4230 & -0.8994 & 0.1456 \end{array} \right). \quad (9)$$

To the leading order approximation, the $\mathcal{B}(\bar{B} \rightarrow X_s \gamma)$ is proportional to $|C_{7\gamma}^{(0)\text{eff}}(m_b)|^2$ [21].

In terms of the operator basis in Eq. (5), the contribution of the anomalous $t \rightarrow c\gamma$ couplings in Eq. (3) would result in the deviation of

$$C_{7\gamma}(M_W) \rightarrow C'_{7\gamma}(M_W) = C_{7\gamma}(M_W) + C_{7\gamma}^{\text{NP}}(M_W) \quad (10)$$

and $C_{7\gamma}^{\text{NP}}(M_W)$ can be read from Eq. (3) as

$$C_{7\gamma}^{\text{NP}}(M_W) = \frac{\kappa_{\text{tcR}}^\gamma V_{cs}^*}{\Lambda V_{ts}^*} m_t \left[\frac{1}{(x_c - 1)(x_t - 1)} + \frac{x_c^2}{(x_c - 1)^2(x_c - x_t)} \log x_c - \frac{x_t^2}{(x_t - 1)^2(x_c - x_t)} \ln x_t \right]. \quad (11)$$

From this equation, one can see that the NP contribution is suppressed by a factor of m_t/Λ but enhanced by V_{cs}/V_{ts} .

Since NP contribution does not bring about any new operator, the renormalization group evolution of $C_{7\gamma}^{\text{eff}}$ from M_W to m_b scale is just the same as the SM one in Eq. (7). For $m_t = 172$ GeV, $m_b = 4.67$ GeV, $\alpha_s(M_Z) = 0.118$ and $\Lambda = 1$ TeV, we have

$$\begin{aligned} C_{7\gamma}^{\text{eff}}(m_b) &= \eta^{\frac{16}{23}} \left[C_{7\gamma}^{(0)\text{SM}}(M_W) + C_{7\gamma}^{(0)\text{NP}}(M_W) \right] + \frac{8}{3} (\eta^{\frac{14}{23}} - \eta^{\frac{16}{23}}) C_{8g}^{(0)\text{SM}}(M_W) + C_2^{(0)\text{SM}}(M_W) \sum_{i=1}^8 h_i \eta^{a_i} \\ &= 0.665 \left[C_{7\gamma}^{(0)\text{SM}}(M_W) + C_{7\gamma}^{(0)\text{NP}}(M_W) \right] + 0.093 C_{8g}^{(0)\text{SM}}(M_W) - 0.158 C_2^{(0)\text{SM}}(M_W) \\ &= 0.665 [-0.189 + \kappa_{\text{tcR}}^\gamma (-1.092)] + 0.093 (-0.095) - 0.158. \end{aligned} \quad (12)$$

In principle, $C_{7\gamma}^{\text{eff}}(m_b)$ will receive corrections from anomalous $t \rightarrow c\gamma$ couplings in Eq. (1) which will cause a deviation to $C_{8g}^{(0)\text{SM}}(M_W)$. However, as shown by Eq. (12), the coefficient

$\eta^{\frac{16}{23}}$ of $C_{7\gamma}^{(0)}(M_W)$ is about one order larger than $\frac{8}{3}(\eta^{\frac{14}{23}} - \eta^{\frac{16}{23}})$ of $C_{8g}^{(0)\text{NP}}(M_W)$. Given the relative strength of $C_{8g}^{(0)\text{NP}}(M_W)$ to $C_{8g}^{(0)\text{SM}}(M_W)$ at 10% level, $C_{7\gamma}^{\text{eff}}(m_b)$ will be shifted by only few percentage. For simplifying the numerical analysis, we would neglect the contribution of the anomalous $t \rightarrow c\gamma$ couplings. We also find that the operator $\bar{q}_R\sigma^{\mu\nu}t_L F_{\mu\nu}$ contributes to $\bar{B} \rightarrow X_s\gamma$ only through the term $m_s\bar{s}\sigma_{\mu\nu}(1 - \gamma_5)b$ as shown by Eq. (3) and Eq. (A7). Combined with the previous remarks on this operator, the effects of $\bar{q}_R\sigma^{\mu\nu}t_L F_{\mu\nu}$ could be safely neglected.

III. NUMERICAL RESULTS AND DISCUSSIONS

The current average of experimental results of $\mathcal{B}(\bar{B} \rightarrow X_s\gamma)$ by Heavy Flavor Average Group is [19]

$$\mathcal{B}^{\text{exp}}(\bar{B} \rightarrow X_s\gamma) = (3.55 \pm 0.24 \pm 0.09) \times 10^{-4}. \quad (13)$$

On the theoretical side, the NLO calculation has been completed [20, 21], and gives

$$\mathcal{B}(\bar{B} \rightarrow X_s\gamma) = (3.57 \pm 0.30) \times 10^{-4}. \quad (14)$$

The recent estimation at NNLO [22] gives $\mathcal{B}(\bar{B} \rightarrow X_s\gamma) = (3.15 \pm 0.23) \times 10^{-4}$, which is about 1σ lower than the experimental average in Eq. (13). Thus the experimental measurement of $\mathcal{B}(\bar{B} \rightarrow X_s\gamma)$ is in good agreement with the SM predictions with roughly 10% errors on each side. The agreement would provide strong constraints on the top quark anomalous interactions beyond the SM [9, 10].

The decay amplitude of $t \rightarrow c\gamma$ has been calculated up to NLO [16]. For a consistent treatment of the constraints from $t \rightarrow c\gamma$ and $b \rightarrow s\gamma$ decays, we use the NLO formulas in Ref. [20] to calculate $\mathcal{B}(\bar{B} \rightarrow X_s\gamma)$. The experimental inputs and main formulas are collected in Appendix B. For numerical analysis, we will use the notation $\kappa_{\text{tcR}}^\gamma = |\kappa_{\text{tcR}}^\gamma|e^{i\theta_{\text{tcR}}^\gamma}$ and set $\Lambda = 1$ TeV.

At first, we analyze the dependence of $\mathcal{B}^{\text{SM+NP}}(\bar{B} \rightarrow X_s\gamma)$ on the new physics parameters $|\kappa_{\text{tcR}}^\gamma/\Lambda|$ and $\theta_{\text{tcR}}^\gamma$, which is shown in Fig. 2. From the figure, one can find that the contribution of anomalous $t \rightarrow c\gamma$ coupling is constructive to the SM one for $\theta_{\text{tcR}}^\gamma \in [-50^\circ, 50^\circ]$, thus $\mathcal{B}(\bar{B} \rightarrow X_s\gamma)$ is very sensitive to $|\kappa_{\text{tcR}}^\gamma|$. However, when $|\theta_{\text{tcR}}^\gamma| \in [80^\circ, 130^\circ]$, the sensitivity of $\mathcal{B}(\bar{B} \rightarrow X_s\gamma)$ to $|\kappa_{\text{tcR}}^\gamma|$ becomes weak. For $|\theta_{\text{tcR}}^\gamma| \sim 180^\circ$, the contribution of anomalous

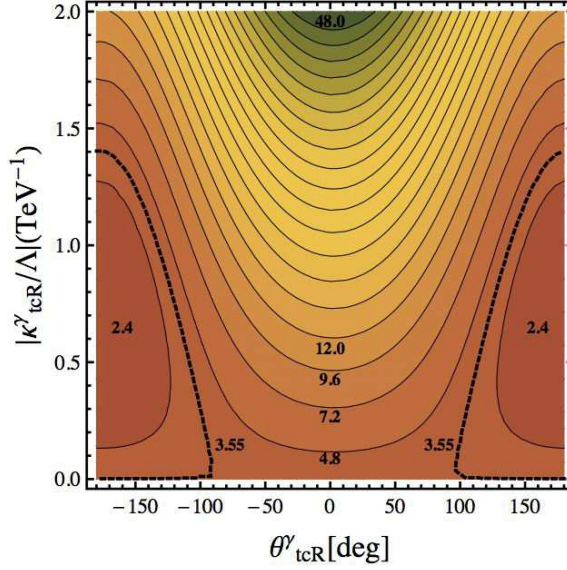


FIG. 2: The contour-plot describes the dependence of $\mathcal{B}(\bar{B} \rightarrow X_s \gamma)$ ($\times 10^{-4}$) on $|\kappa_{tcR}^\gamma/\Lambda|$ and θ_{tcR}^γ . The dashed lines correspond to the experimental center value of $\mathcal{B}(\bar{B} \rightarrow X_s \gamma)$.

$t \rightarrow c\gamma$ coupling is destructive to the SM one and there are two separated possible strengths for $|\kappa_{tcR}^\gamma/\Lambda|$.

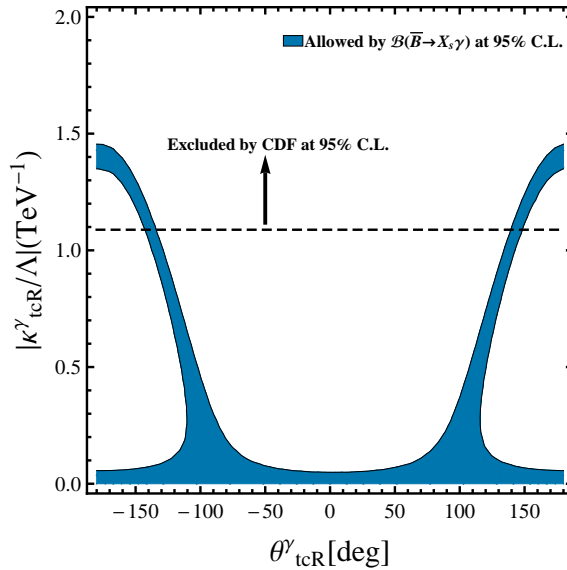


FIG. 3: The 95% C.L. upper bounds on anomalous coupling $|\kappa_{tcR}^\gamma/\Lambda|$ as a function of θ_{tcR}^γ . The shadowed region is allowed by $\mathcal{B}^{\text{exp}}(\bar{B} \rightarrow X_s \gamma)$ and the dash-line is the CDF [5] upper limit.

The allowed region for the parameters $|\kappa_{tcR}^\gamma/\Lambda|$ and θ_{tcR}^γ under the constraints from $\mathcal{B}(\bar{B} \rightarrow X_s \gamma)$ at 95% C.L. is shown in Fig. 3. The corresponding 95% C.L. upper bound on

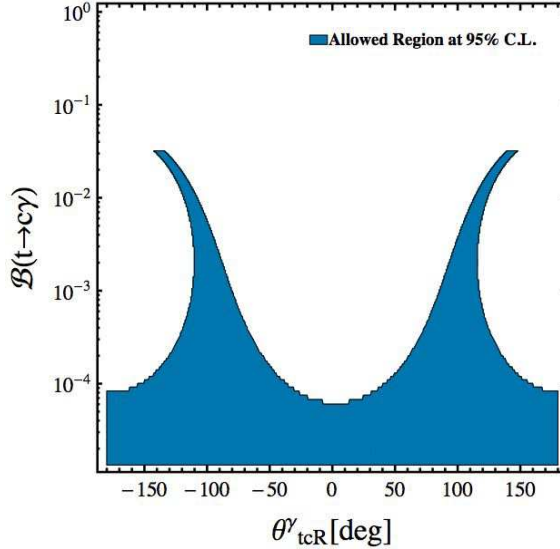


FIG. 4: $\mathcal{B}(t \rightarrow c\gamma)$ as a function of θ_{tcR}^γ . The shadowed region is allowed by the combined constraints of $\mathcal{B}(\bar{B} \rightarrow X_s\gamma)$ and CDF searching at 95% C.L.

$\mathcal{B}(t \rightarrow c\gamma)$ is shown in Fig. 4.

Now we turn to discuss our numerical results. From Eq. (12), the explicit relation between the SM and the $t \rightarrow c\gamma$ coupling contributions is

$$C_{7\gamma}^{\text{eff}}(m_b) = -0.293 - 0.726 \kappa_{tcR}^\gamma. \quad (15)$$

Obviously, when $\text{Re } \kappa_{tcR}^\gamma > 0$, the interference between them is constructive, and it turns to be destructive when $\theta_{tcR}^\gamma > 90^\circ$. Thus the features of these constraints shown in Figs. 3 and 4 for different θ_{tcR}^γ are

- (i) the bound on $|\kappa_{tcR}^\gamma/\Lambda|$ is very strong for $\theta_{tcR}^\gamma \in [-50^\circ, 50^\circ]$. For $\theta_{tcR}^\gamma \approx 0^\circ$, as shown in Fig. 3, we obtain the most restrictive upper bound $|\kappa_{tcR}^\gamma/\Lambda| < 4.9 \times 10^{-5} \text{ GeV}^{-1}$, which implies $\mathcal{B}(t \rightarrow c\gamma) < 6.54 \times 10^{-5}$;
- (ii) the bound on $|\kappa_{tcR}^\gamma/\Lambda|$ is rather weak for θ_{tcR}^γ around 110° . For such a case, $\text{Re } \kappa_{tcR}^\gamma$ is destructive to the SM contribution as shown by Eq. (15), so, the allowed strength for the anomalous coupling is much larger than the one for real κ_{tcR}^γ . When $|\theta_{tcR}^\gamma| \approx 135^\circ$ and $|\kappa_{tcR}^\gamma| \approx 0.571$, $C_{7\gamma}^{\text{eff}}(m_b)$ is almost imaginary since $\text{Re } C_{7\gamma}^{\text{eff}}(m_b) \approx 0$. Then the restriction on $|\kappa_{tcR}^\gamma/\Lambda|$ is provided by the CDF search for $\mathcal{B}(t \rightarrow c\gamma)$ [5];
- (iii) as shown in Fig. 3, when $\theta_{tcR}^\gamma \sim \pm 180^\circ$, there are two solutions for $|\kappa_{tcR}^\gamma/\Lambda|$. The larger one $|\kappa_{tcR}^\gamma/\Lambda| \sim 1.4 \times 10^{-3} \text{ GeV}^{-1}$ (S2 column in Table I) corresponds to the

TABLE I: The 95% C.L. constraints on the anomalous $t \rightarrow c\gamma$ coupling by $\mathcal{B}(\bar{B} \rightarrow X_s\gamma)$ and $\mathcal{B}(t \rightarrow c\gamma)$ for some specific θ_{tcR}^γ values.

	$\theta_{tcR}^\gamma = 0^\circ$	$\theta_{tcR}^\gamma = \pm 180^\circ$ S1	$\theta_{tcR}^\gamma = \pm 180^\circ$ S2	$\theta_{tcR}^\gamma = \pm 110^\circ$
$\mathcal{B}(\bar{B} \rightarrow X_s\gamma)$	$ \kappa_{tcR}^\gamma < 0.049$	$ \kappa_{tcR}^\gamma < 0.056$	$1.35 < \kappa_{tcR}^\gamma < 1.45$	$ \kappa_{tcR}^\gamma < 0.55$
$\mathcal{B}(t \rightarrow c\gamma)$ CDF bounds[5]	$ \kappa_{tcR}^\gamma < 1.09$	$ \kappa_{tcR}^\gamma < 1.09$	$ \kappa_{tcR}^\gamma < 1.09$	$ \kappa_{tcR}^\gamma < 1.09$
Combined bounds	$ \kappa_{tcR}^\gamma < 0.049$	$ \kappa_{tcR}^\gamma < 0.056$	–	$ \kappa_{tcR}^\gamma < 0.55$
$\mathcal{B}(t \rightarrow c\gamma)$	$< 6.54 \times 10^{-5}$	$< 8.52 \times 10^{-5}$	–	$< 8.17 \times 10^{-3}$

situation that the sign of $C_{7\gamma}^{\text{eff}}$ is flipped. However, it has been excluded by the CDF upper bound of $\mathcal{B}(t \rightarrow c\gamma) < 0.032$ [5]. The another solution (S1 column in Table I) $|\kappa_{tcR}^\gamma/\Lambda| < 5.6 \times 10^{-5} \text{ GeV}^{-1}$ will result in the upper limit $\mathcal{B}(t \rightarrow c\gamma) < 8.52 \times 10^{-5}$.

Taking $\theta_{tcR}^\gamma = 0^\circ, \pm 180^\circ$ and $\pm 110^\circ$ as benchmarks, we summarize our numerical constraints on κ_{tcR}^γ and their corresponding upper limits on $\mathcal{B}(t \rightarrow c\gamma)$ in Table I. From the table, we can find that our indirect bound on real κ_{tcR}^γ is much stronger than the CDF direct bound. The corresponding upper limits on $\mathcal{B}(t \rightarrow c\gamma)$ are about the same order as the ATLAS sensitivity $\mathcal{B}(t \rightarrow c\gamma) > 9.4 \times 10^{-5}$ [6] and CMS sensitivity $\mathcal{B}(t \rightarrow c\gamma) > 4.1 \times 10^{-4}$ [7] with an integrated luminosity of 10 fb^{-1} of the LHC operating at $\sqrt{s} = 14 \text{ TeV}$ [6].

IV. CONCLUSIONS

In this paper, starting with model independent dimension five anomalous $tc\gamma$ operators, we have studied their contributions to $\mathcal{B}(\bar{B} \rightarrow X_s\gamma)$. It is noted that the $t \rightarrow c\gamma$ transition will involve two independent operators $\kappa_{tcR}^\gamma \bar{c}_L \sigma^{\mu\nu} t_R F_{\mu\nu}$ and $\kappa_{tcL}^\gamma \bar{c}_R \sigma^{\mu\nu} t_L F_{\mu\nu}$. The first operator will produce a left-handed photon in $t \rightarrow c\gamma$ decay, while the second one will produce a right-handed photon. It is found that $\bar{B} \rightarrow X_s\gamma$ is sensitive to the first operator, but not to the second one.

For real κ_{tcR}^γ , the constraint on the presence of $\kappa_{tcR}^\gamma \bar{c}_L \sigma^{\mu\nu} t_R F_{\mu\nu}$ is very strong, which corresponds to the indirect upper limits $\mathcal{B}(t \rightarrow c\gamma) < 6.54 \times 10^{-5}$ (for positive κ_{tcR}^γ) and $\mathcal{B}(t \rightarrow c\gamma) < 8.52 \times 10^{-5}$ (for negative κ_{tcR}^γ), respectively. These upper limits for $\mathcal{B}(t \rightarrow c\gamma)$ are close to the 5σ discovery sensitivities of ATLAS [6] and slightly lower than that of CMS [7] with 10 fb^{-1} integrated luminosity operating at $\sqrt{s} = 14 \text{ TeV}$. For nearly imaginary κ_{tcR}^γ ,

the constraints are rather weak since $C_{7\gamma}$ in the SM is a real number. If $\mathcal{B}(t \rightarrow c\gamma)$ were found to be of the order of $\mathcal{O}(10^{-3})$ at the LHC in the future, it would imply the weak phase of $\kappa_{\text{tcR}}^\gamma$ to be around $\pm 100^\circ$. However, such a coupling might be ruled out by the other observable in B meson decays [30].

In summary, we have studied the interesting interplay between the precise measurement of $b \rightarrow s\gamma$ decay at B factories and the possible $t \rightarrow c\gamma$ decay at the LHC. For real anomalous coupling, it is shown that $\mathcal{B}(t \rightarrow c\gamma)$ has been restricted to be below 10^{-4} at 95% C.L. by $\bar{B} \rightarrow X_s\gamma$ decay, which is already two orders lower than the direct upper bound from CDF [5]. The result also implies that one may need data sample much larger than 10 fb^{-1} to hunt out $t \rightarrow c\gamma$ signals at the LHC.

ACKNOWLEDGMENTS

The work is supported by National Natural Science Foundation under contract Nos.11075059 and 10735080. We thank Xinqiang Li for many helpful discussions and cross-checking calculations.

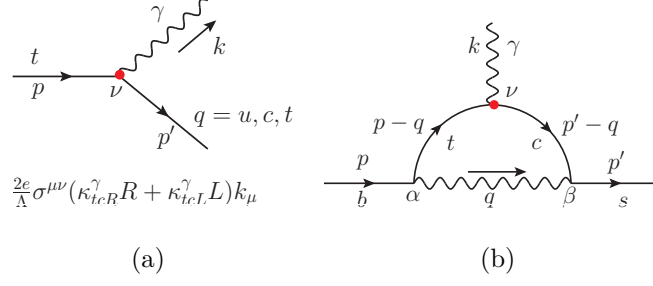


FIG. 5: (a) the Feynman rules of $t\gamma c$ interactions in the Lagrangian of Eq. 1. (b) penguin diagram contribution to $b \rightarrow s\gamma$ with top quark anomalous interactions.

Appendix A: The calculation of $C_{7\gamma}^{\text{NP}}(\mu_W)$

Using the Feynman rules in Fig 5(a), the amplitude of penguin diagram in Fig 5(b) can be written as,

$$i\mathcal{M} = \bar{u}_s(p') [e\Gamma^\nu(p, k)] u_b(p) \epsilon_\nu(k), \quad (\text{A1})$$

$$\Gamma^\nu(p, k) = -\frac{ig^2}{\Lambda} V_{cs}^* V_{tb} \int \frac{d^4q}{(2\pi)^4} \frac{N}{[(p' - q)^2 - m_c^2 + i\epsilon][(p - q)^2 - m_t^2 + i\epsilon][q^2 - m_W^2 + i\epsilon]}, \quad (\text{A2})$$

$$N = \gamma_\alpha L (\not{p}' - \not{q} + m_q) \sigma^{\mu\nu} (\kappa_{tcR}^\gamma R + \kappa_{tcL}^\gamma L) (\not{p} - \not{q} + m_t) \gamma_\beta L g^{\alpha\beta} k_\mu, \quad (\text{A3})$$

with $R = (1 + \gamma^5)/2$ and $L = (1 - \gamma^5)/2$. By Dirac algebra

$$\gamma_\alpha L \not{q} \sigma^{\mu\nu} (\kappa_{tcR}^\gamma R + \kappa_{tcL}^\gamma L) \not{q}' \gamma_\beta L = 0, \quad (\text{A4})$$

the terms with q^2 in N vanishes and N becomes

$$\begin{aligned} N &= m_c \kappa_{tcL}^\gamma [2(\not{p}' - \not{q}) \sigma^{\mu\nu} + (4 - D) \sigma^{\mu\nu} (\not{p}' - \not{q})] L k_\mu \\ &\quad + m_t \kappa_{tcR}^\gamma [2\sigma^{\mu\nu} (\not{p}' - \not{q}) + (4 - D) (\not{p}' - \not{q}) \sigma^{\mu\nu}] R k_\mu. \end{aligned} \quad (\text{A5})$$

Thus, there is no divergence in $\Gamma^\nu(p, k)$. After integrating out q in the $\Gamma^\nu(p, k)$ and using on-shell condition, $\Gamma^\nu(p, k)$ can be written in the following form,

$$e\Gamma^\nu(p, k) = ie \frac{G_F}{4\sqrt{2}\pi^2} V_{cs}^* V_{tb} [i\sigma^{\nu\mu} k_\mu (m_s f_L(x) L + m_b f_R(x) R)], \quad (\text{A6})$$

where

$$f_L(x) = \frac{\kappa_{tcL}^\gamma}{\Lambda} 2m_c \left[-\frac{1}{(x_c-1)(x_t-1)} - \frac{x_c^2}{(x_c-1)^2(x_c-x_t)} \ln x_c + \frac{x_t^2}{(x_t-1)^2(x_c-x_t)} \ln x_t \right], \quad (\text{A7})$$

$$f_R(x) = \frac{\kappa_{tcR}^\gamma}{\Lambda} 2m_t \left[-\frac{1}{(x_c-1)(x_t-1)} - \frac{x_c^2}{(x_c-1)^2(x_c-x_t)} \ln x_c + \frac{x_t^2}{(x_t-1)^2(x_c-x_t)} \ln x_t \right], \quad (\text{A8})$$

Using the convention of Ref. [21], we have

$$\begin{aligned} C_{7\gamma}^{(0)\text{NP}}(M_W) &= -\frac{1}{2} \frac{V_{cs}^*}{V_{ts}^*} f_R(x) \\ &= \frac{V_{cs}^*}{V_{ts}^*} m_t \frac{\kappa_{tcR}^\gamma}{\Lambda} \left[\frac{1}{(x_c-1)(x_t-1)} + \frac{x_c^2}{(x_c-1)^2(x_c-x_t)} \ln x_c - \frac{x_t^2}{(x_t-1)^2(x_c-x_t)} \ln x_t \right]. \end{aligned} \quad (\text{A9})$$

Appendix B: Main formulas and inputs

Following the notation in Ref. [20], the branching ratio of $\bar{B} \rightarrow X_s \gamma$ can be expressed as

$$\mathcal{B}[\bar{B} \rightarrow X_s \gamma]_{E_\gamma > E_0} = \mathcal{B}^{\text{exp}}[\bar{B} \rightarrow X_c e \bar{\nu}] \left| \frac{V_{ts}^* V_{tb}}{V_{cb}} \right|^2 \frac{6\alpha_{\text{em}}}{\pi C} [P(E_0) + N(E_0)], \quad (\text{B1})$$

where $P(E_0)$ is the perturbative ratio

$$\frac{\Gamma[\bar{B} \rightarrow X_s \gamma]_{E_\gamma > E_0}}{|V_{cb}/V_{ub}|^2 \Gamma[\bar{B} \rightarrow X_u e \bar{\nu}]} = \left| \frac{V_{ts}^* V_{tb}}{V_{cb}} \right|^2 \frac{6\alpha_{\text{em}}}{\pi} P(E_0), \quad (\text{B2})$$

which includes the Wilson coefficients of Eq. 7. $N(E_0)$ denotes the non-perturbative corrections. The semileptonic phase space factor

$$C = \left| \frac{V_{ub}}{V_{cb}} \right|^2 \frac{\Gamma[\bar{B} \rightarrow X_c e \bar{\nu}]}{\Gamma[\bar{B} \rightarrow X_u e \bar{\nu}]} \quad (\text{B3})$$

can be obtained from a fit of the experimental spectrum of the $\bar{B} \rightarrow X_c l \bar{\nu}$ [23].

For calculating $\mathcal{B}(t \rightarrow c \gamma)$, we use the NLO formulas in Ref. [16] and [24]. Because $t \rightarrow bW$ is the dominant top quark decay mode, the branching ratio of $t \rightarrow c \gamma$ is defined as

$$\mathcal{B}(t \rightarrow c \gamma) = \frac{\Gamma(t \rightarrow c \gamma)}{\Gamma(t \rightarrow bW)}. \quad (\text{B4})$$

The partial width $\Gamma(t \rightarrow c \gamma)$ at the NLO can be found in Ref. [16], namely,

$$\Gamma_{\text{NLO}}(t \rightarrow c \gamma) = \frac{2\alpha_s}{9\pi} \Gamma_0(t \rightarrow c \gamma) \left[-3 \log \left(\frac{\mu^2}{m_t^2} \right) - 2\pi^2 + 8 \right], \quad (\text{B5})$$

TABLE II: Experimental inputs for calculating the branching ratio of $\bar{B} \rightarrow X_s \gamma$ and $t \rightarrow c \gamma$.

Experimental Inputs	
$\alpha_{em} = 1/137.036$ [25]	$M_Z = 91.1876 \pm 0.0021$ GeV [25]
$\alpha_s(M_Z) = 0.1184 \pm 0.0007$ [25]	$M_W = 80.399 \pm 0.023$ GeV [25]
$G_F = 1.16637 \times 10^{-5}$ GeV ⁻² [25]	$m_b^{1S} = 4.67_{-0.06}^{+0.18}$ GeV [25]
$A = 0.812_{-0.027}^{+0.013}$ [26]	$m_c(m_c) = (1.224 \pm 0.017 \pm 0.054)$ GeV [27]
$\lambda = 0.22543 \pm 0.00077$ [26]	$m_{t,pole} = 172.0 \pm 0.9 \pm 1.3$ GeV [25]
$\bar{\rho} = 0.144 \pm 0.025$ [26]	$\mathcal{B}^{\text{exp}}[\bar{B} \rightarrow X_c e \bar{\nu}] = (10.64 \pm 0.17 \pm 0.06)\%$ [28]
$\bar{\eta} = 0.342_{-0.015}^{+0.016}$ [26]	$C = 0.580 \pm 0.016$ [23]
$ V_{ts}^* V_{tb}/V_{cb} ^2 = 0.9625$	$\epsilon_{ew} = 0.0071$ [20, 29]
$(V_{us}^* V_{ub})/(V_{ts}^* V_{tb}) = -0.007 + 0.018i$	$N(E_0) = 0.0036 \pm 0.0006$ [20]
$V_{cs}^*/V_{ts}^* = -24.023 - 0.432i$	$E_0 = 1.6$ GeV

where $\Gamma_0(t \rightarrow c \gamma) = \alpha m_t^3 (\kappa_{\text{tcR}}^\gamma/\Lambda)^2$ is the LO partial decay width.

The partial width of $t \rightarrow bW$ has been calculated in Ref. [24] at the NLO, which reads

$$\Gamma_{\text{NLO}}(t \rightarrow bW) = \Gamma_0(t \rightarrow bW) \left\{ 1 + \frac{2\alpha_s}{3\pi} \left[2 \left(\frac{(1 - \beta_W^2)(2\beta_W^2 - 1)(\beta_W^2 - 2)}{\beta_W^4(3 - 2\beta_W^2)} \right) \ln(1 - \beta_W^2) - \frac{9 - 4\beta_W^2}{3 - 2\beta_W^2} \ln \beta_W^2 + 2\text{Li}_2(\beta_W^2) - 2\text{Li}_2(1 - \beta_W^2) - \frac{6\beta_W^4 - 3\beta_W^2 - 8}{2\beta_W^2(3 - 2\beta_W^2)} - \pi^2 \right] \right\} \quad (\text{B6})$$

with $\Gamma_0(t \rightarrow bW) = \frac{G_F m_t^3}{8\sqrt{2}\pi} |V_{tb}|^2 \beta_W^4 (3 - 2\beta_W^2)$ and $\beta_W \equiv (1 - m_W^2/m_t^2)^{1/2}$.

The experimental inputs are collected in Table. II, in which the CKM factors are derived from the Wolfenstein parameters A , λ , $\bar{\rho}$ and $\bar{\eta}$.

-
- [1] G. Eilam, J.L. Hewett and A.Soni, Phys. Rev. D**44**, 1473(1991), Erratum-ibid D**59**, 039901(1999).
- [2] D. Atwood, S. Bar-Shalom, G. Eilam and A. Soni, Phys. Rept. 347, 1(2001), arXiv: hep-ph/0006032.

- [3] There are many papers on top quark rare decays. For a review, we refer to M. Beneke *et al.*, arXiv:hep-ph/0003033 and references therein.
- [4] S. Chekanov *et al.* [ZEUS Collaboration], Phys. Lett. B **559**, 153 (2003) [arXiv:hep-ex/0302010].
- [5] F. Abe *et al.* [CDF Collaboration], Phys. Rev. Lett. **80**, 2525 (1998).
- [6] J. Carvalho *et al.* [ATLAS Collaboration], Eur. Phys. J. C **52**, 999 (2007) [arXiv:0712.1127 [hep-ex]]. F. Veloso, *et al.* CERN-THESIS-2008-106.
- [7] L. Benucci and A. Kyriakis, Nucl. Phys. Proc. Suppl. **177-178**, 258 (2008).
- [8] M. Antonelli *et al.*, Phys. Rept.494, 197(2010), arXiv:0907.5386 [hep-ph].
- [9] B. Grzadkowski and M. Misiak, Phys. Rev. D **78**, 077501(2008).
- [10] P. J. Fox, Z. Ligeti, M. Papucci, G. Perez, and M. D. Schwartz, Phys. Rev. D **78**, 054008(2008).
- [11] W. Hollik, J. I. Illana, S. Rigolin, C. Schappacher and D. Stockinger, Nucl. Phys. B **551**, 3 (1999) [Erratum-ibid. B **557**, 407 (1999)] [arXiv:hep-ph/9812298].
- [12] W. Buchmuller and D. Wyler, Nucl. Phys. B **268**, 621 (1986).
- [13] K. Hagiwara, S. Ishihara, R. Szalapski and D. Zeppenfeld, Phys. Rev. D **48**, 2182 (1993). G. J. Gounaris, F. M. Renard and C. Verzegnassi, Phys. Rev. D **52**, 451 (1995) [arXiv:hep-ph/9501362]. G. J. Gounaris, F. M. Renard and N. D. Vlachos, Nucl. Phys. B **459**, 51 (1996) [arXiv:hep-ph/9509316]. K. Whisnant, J. M. Yang, B. L. Young and X. Zhang, Phys. Rev. D **56**, 467 (1997) [arXiv:hep-ph/9702305]. J. M. Yang and B. L. Young, Phys. Rev. D **56**, 5907 (1997) [arXiv:hep-ph/9703463].
- [14] J. A. Aguilar-Saavedra, Nucl. Phys. B **812**, 181 (2009) [arXiv:0811.3842 [hep-ph]].
- [15] B. Grzadkowski, M. Iskrzyński, M. Misiak, and J. Rosiek, arXiv: 1008.4884 [hep-ph].
- [16] J. J. Zhang, C. S. Li, J. Gao, H. Zhang, Z. Li, C. P. Yuan and T. C. Yuan, Phys. Rev. Lett. **102**, 072001 (2009) [arXiv:0810.3889 [hep-ph]]. J. Drobnak, S. Fajfer, and Jernej F. Kamenik, Phys.Rev.Lett. **104**, 252001(2010) [arXiv:1004.0620 [hep-ph]]
- [17] A. J. Buras, arXiv:hep-ph/9806471. G. Buchalla, A. J. Buras. and M.E. Lautenbacher, Rev. Mod. Phys. **68**, 1125(1996).
- [18] A.J. Buras, M. Misiak, M. Münz, and S. Pokorski, Nucl. Phys. **424**, 374(1994)
- [19] E. Barberio *et al.* [Heavy Flavor Averaging Group], arXiv:0808.1297 [hep-ex].
- [20] P. Gambino and M. Misiak, Nucl. Phys. B **611**, 338 (2001) [arXiv:hep-ph/0104034].
- [21] A. J. Buras, A. Czarnecki, M. Misiak and J. Urban, Nucl. Phys. B **631**, 219 (2002)

- [arXiv:hep-ph/0203135].
- [22] M. Misiak *et al.*, Phys. Rev. Lett. **98**, 022002 (2007) [arXiv:hep-ph/0609232].
- [23] C. W. Bauer, Z. Ligeti, M. Luke, A. V. Manohar and M. Trott, Phys. Rev. D **70**, 094017 (2004) [arXiv:hep-ph/0408002].
- [24] C. S. Li, R. J. Oakes and T. C. Yuan, Phys. Rev. D **43**, 3759 (1991).
- [25] K. Nakamura et al. (Particle Data Group), J. Phys. G **37**, 075021 (2010) Cut-off date for this update was January 15, 2010.
- [26] J. Charles *et al.* [CKMfitter Group], Eur. Phys. J. C **41**, 1 (2005) [arXiv:hep-ph/0406184].
- [27] A. H. Hoang and A. V. Manohar, Phys. Lett. B **633**, 526 (2006) [arXiv:hep-ph/0509195].
- [28] B. Aubert *et al.* [BABAR Collaboration], Phys. Rev. D **81**, 032003 (2010) [arXiv:0908.0415 [hep-ex]].
- [29] P. Gambino and U. Haisch, JHEP **0110**, 020 (2001) [arXiv:hep-ph/0109058].
- [30] X.Q. Li, work in preparation.