

Gluon Mass in Landau Gauge QCD

P. Bicudo*

CFTP, Departamento de Física, Instituto Superior Técnico, Av. Rovisco Pais, 1049-001 Lisboa, Portugal

E-mail: bicudo@ist.utl.pt

O. Oliveira

Departamento de Física, Universidade de Coimbra, 3004-516 Coimbra, Portugal

E-mail: orlando@teor.fis.uc.pt

The interpretation of the Landau gauge lattice gluon propagator as a massive type bosonic propagator is investigated for i) an infrared constant gluon mass; ii) an ultraviolet constant gluon mass; iii) a momentum dependent mass. We find that the infrared data can be associated with a massive propagator with a constant gluon mass of 651(12) MeV, but the ultraviolet lattice data is not compatible this type of propagator. The scenario of a momentum dependent gluon mass gives a decreasing mass with the momentum, starting from a value of ~ 630 MeV in the infrared region and suggesting a $q^2 \ln q^2$ dependence for momenta above 1 GeV.

The XXVIII International Symposium on Lattice Field Theory, Lattice2010

June 14-19, 2010

Villasimius, Italy

*Speaker.

1. Introduction and Motivation

If at the classical level SU(3) Yang-Mills theory is conformal invariant, the corresponding quantum theory breaks this symmetry via dimensional transmutation. Indeed, dimensional transmutation introduces a scale in QCD, $\Lambda_{QCD} \sim 300$ MeV, which defines the typical energy for strong interactions. Despite the breaking of conformal invariance, at the level of the lagrangian a mass term is forbidden by gauge invariance. Moreover, within the perturbative solution of QCD in Landau gauge the gluon is a massless particle. However, if one goes beyond perturbation theory and looks for nonperturbative solutions of theory, then a dynamical mass for the gluon becomes possible [1]. This gluon mass is, typically, a function of the gluon momentum $M(q^2)$.

A non-vanishing gluon mass is welcome to regularize infrared divergences and solve some problems related with unitarity. Diffractive phenomena [2] and inclusive radiative decays of J/ψ and Υ [3] suggest a massive gluon with a mass in the range 0.500 – 1.2 GeV depending on how you define the mass. Moreover, lattice simulations also suggest an infrared gluon hard mass of ~ 600 MeV [4] and an ultraviolet mass $M_g \sim 1.0$ GeV [5, 6].

A massive gluon is also welcome within the dual picture of the QCD vacuum, where a Meissner effect due to chromomagnetic Abrikosov flux tubes introduces an effective gluon mass [7, 8, 9].

From the point of view of the Dyson-Schwinger equations, the idea of a gluon mass which as a function of the gluon momenta fits naturally within the so-called decoupling solution [10, 11, 12, 13, 14]. Indeed, the numerical solutions of the DSE give a $M(q^2)$ which takes its largest value at zero momentum, where $M(0) \sim 600$ MeV, and vanishes for $q \gg \Lambda_{QCD}$, recovering, in this way, the usual perturbative propagator at high momentum.

Lattice QCD simulations also provide support for a non-vanishing gluon mass – see, for example, [5, 6, 4, 15] and references there in. The precise value for $M(q^2)$ depends on how the gluon propagator is modeled.

2. The Gluon Propagator and The Gluon Mass

In the Landau gauge the momentum space gluon propagator is given by

$$D_{\mu\nu}^{ab}(q^2) = \langle A_\mu^a(q) A_\nu^b(-q) \rangle = \delta^{ab} \left(\delta_{\mu\nu} - \frac{q_\mu q_\nu}{q^2} \right) D(q^2). \quad (2.1)$$

As definition of the gluon mass we take

$$D(q^2) = \frac{Z(q^2)}{q^2 + M^2(q^2)} \quad (2.2)$$

and, in the following, we will measure $Z(q^2)$ and $M^2(q^2)$ from the gluon data computed in SU(3) lattice QCD simulations at $\beta = 6.0$ for various volumes. Details of the simulation can be found in [15].

The gluon propagator used to compute $M^2(q^2)$ are renormalized at $\mu = 3$ GeV such that $D(\mu^2) = 1/\mu^2$ – see [15] for details.

The lattice spacing effects are removed/reduced applying, for each volume, a conic cut for momenta $q > 1$ GeV [5]. To achieve a good description of the infrared region, for momenta smaller

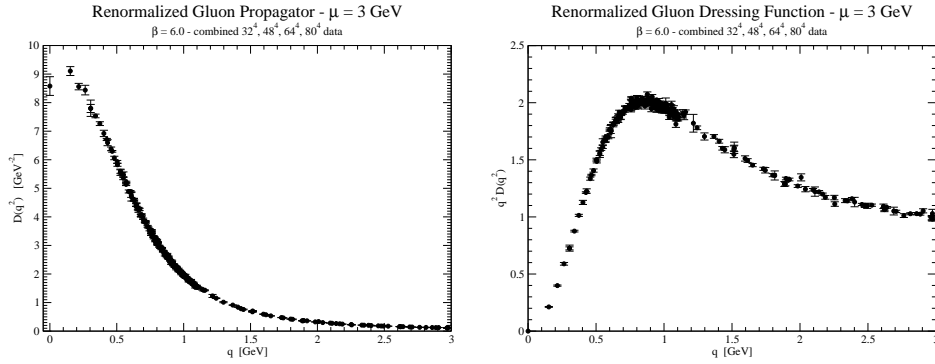


Figure 1: Renormalized gluon propagator $D(q^2)$ (left) and gluon dressing function $q^2 D(q^2)$ (right).

than 1 GeV all the data points coming from the various simulations were considered. Further cuts were applied to reduce finite volume effects. The data from the smaller lattices which deviate from our largest volume simulation $\sim (8.1 \text{ fm})^4$ were deleted from the data set. Then, from the 64^4 propagator only data with $q \geq 425 \text{ MeV}$ was considered, from 48^4 only $q \geq 671 \text{ MeV}$ data was considered and from 32^4 only data with $q \geq 848 \text{ MeV}$ was included. However, the IR and UV cuts described are not able to remove all lattice spacing and volume effects. For each lattice and for the same q^2 coming from different q_μ , if the different estimates of the propagator don't agree within one standard deviation, one of the points is removed. For example, for the 80^4 lattice for momentum $q = 457 \text{ MeV}$ there are two estimates for the gluon propagator, $D(q^2) = 6.515(96) \text{ GeV}^{-2}$ and $D(q^2) = 6.382(64) \text{ GeV}^{-2}$, coming from different types of momenta. The first value is clearly above all the data points and it was not considered in the combined data set. In this way, the surviving points will produce a unique curve for $D(q^2)$.

The combined lattice data for gluon propagator, after all the cuts, is shown in figure 1 together with the dressing function $q^2 D(q^2)$.

3. An Infrared Constant Mass

Let us start our discussion on the gluon mass considering the case of an infrared constant gluon mass, i.e. assuming that the gluon propagator is described by

$$D(q^2) = \frac{Z}{q^2 + M^2}, \quad (3.1)$$

where Z and M are constants, in the momentum range $[0, q_{max}]$. The results of fitting the lattice data to (3.1) are plotted in figure 2.

Figure 2 shows a M^2 and Z that are, within one standard deviation, stable against variation of q_{max} . Furthermore, demanding that $\chi^2/d.o.f. < 1.8$, then the infrared propagator can be described by equation (3.1) for momenta up to $q \sim 530 \text{ MeV}$. The fits reported here have a $1.26 \leq \chi^2/d.o.f. < 1.8$.

From the above results one can conclude that, with the possible exception of the deep infrared region, $D(q^2)$ can be described by a massive type propagator with a constant mass in the low energy regime.

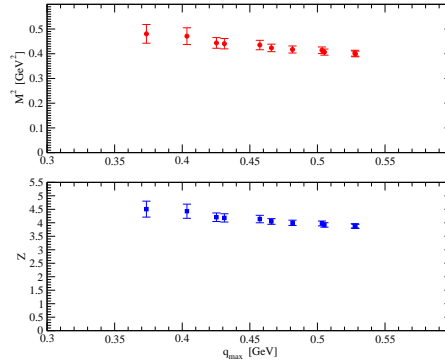


Figure 2: Fitting an infrared constant mass ($\chi^2/d.o.f. < 1.8$).

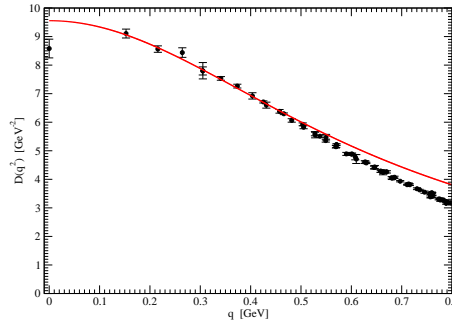


Figure 3: Lattice gluon propagator and the infrared fit the smallest $\chi^2/d.o.f.$

The fit with the lower $\chi^2/d.o.f.$ has $q_{max} = 466$ MeV, $Z = 4.05(10)$ and $M = 651(12)$ MeV. The fit together with the lattice propagator are reported in figure 3.

4. An Ultraviolet Constant Mass

If one applies the same reasoning to the ultraviolet (UV) region, i.e. for $q > 2.5$ GeV, it turns out that M^2 is not stable against variation of the range of momenta considered. In this sense one cannot define a gluon constant mass to the ultraviolet region. This is not a surprise. Indeed to renormalize the lattice propagator one uses a perturbative inspired one-loop expression, which describes very well the data in the UV region – see [15] for details.

The results discussed here for the UV are not in contradiction with those of [5, 6], where an ultraviolet gluon mass of ~ 1 GeV was claimed. In [5, 6] an ultraviolet regulator was used and the full set of lattice data surviving the conic cut fitted to

$$D(q^2) = Z \frac{\left[\frac{1}{2} \ln(q^2 + M^2)(q^{-2} + M^{-2}) \right]^{-\gamma}}{q^2 + M^2}, \quad (4.1)$$

where M is the gluon mass. The difference is due to different definitions for the gluon mass.

In conclusion, in what concerns the ultraviolet region, the lattice gluon propagator is not described by a constant massive propagator.

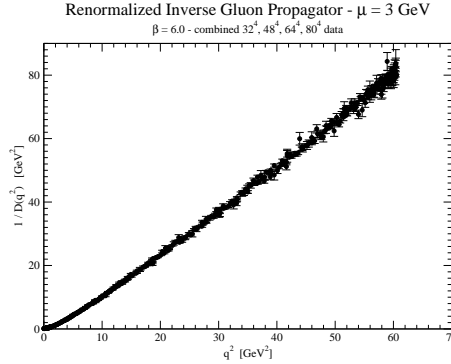


Figure 4: Inverse gluon propagator - note the "almost" linear behaviour with q^2 of $1/D(q^2)$.

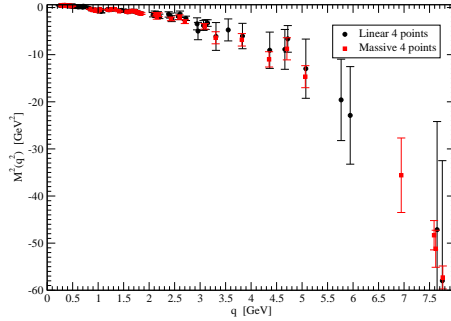


Figure 5: Overall picture for running gluon mass - only data whose fit has $\chi^2/d.o.f. < 1.8$ and relative error less than 30% is included in the plot.

5. A Momentum Dependent Massive Gluon

In this section we will assume a $D(q^2)$ given by equation (2.2). The momentum functions $M(q^2)$ and $Z(q^2)$ will be referred as the running mass and running dressing function, respectively.

For the computation of $Z(q^2)$ and $M^2(q^2)$ two different methods called (i) linear 4 points and (ii) massive 4 points in the figures, were considered. Furthermore, $Z(q^2)$ and $M^2(q^2)$ were investigated using both $D(q^2)$, see figure 1, and $1/D(q^2)$, see figure 4. The interested reader can find the details on the procedure to extract the functions from the lattice data in [15]. The fits with a $\chi^2/d.o.f. > 1.8$ were excluded from the analysis.

The running mass, computed with both methods, is shown in figure 5. $M^2(q^2)$ is positive in the infrared region, decreases with q and becomes negative around $q \sim 800$ MeV. Although $M^2(q^2)$ becomes negative, $q^2 + M^2(q^2)$ is always positive defined, i.e. the propagator has no poles for euclidean momenta.

For the infrared region, the running mass measured for the smallest momenta have $q = 249$ MeV (method i) and 273 MeV (method ii). The corresponding mass values are, respectively, 652(79) MeV and 669(88) MeV. We note the excellent agreement with the estimation of a hard infrared constant mass 651(12) MeV (see section 3).

Let us investigate a possible ansatz for $M^2(q^2)$. Our best fit occurs when the ultraviolet region and the infrared region are studied separately. Given that the statistical errors on $M^2(q^2)$ increase

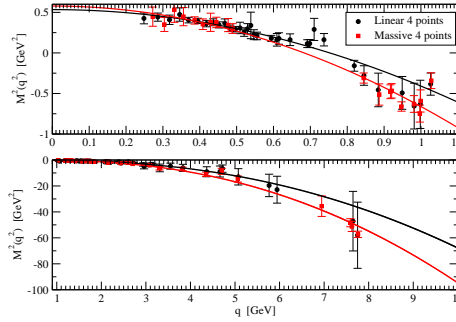


Figure 6: Running gluon mass $M^2(q^2)$ and the fits (full lines) to (5.1) and (5.2).

with q , it compromises the investigation of the ultraviolet behavior – see figure 5. However, starting at a relatively low momenta, let us say around 1 GeV, one can test for the q^2 dependence of $M^2(q^2)$. Our best fit points towards a $M^2(q^2) \sim q^2 \ln q^2$ at high momentum and an infrared dependence where $M^2(q^2) \sim q^2$.

The outcome of the separate fits to the two momentum regions is

$$M^2(q^2) = \begin{cases} 0.534(15) - 0.943(48)q^2, & \text{method (i)} \\ 0.578(37) - 1.239(64)q^2, & \text{method (ii)} \end{cases} \quad (5.1)$$

with a $\chi^2/d.of.$ of 0.6 and 1.6, respectively, for the infrared region, i.e for $q < 1$ GeV, and

$$M^2(q^2) = \begin{cases} -0.349(22) - 0.1465(79)q^2 \ln q^2, & \text{method (i)} \\ -0.288(33) - 0.2050(78)q^2 \ln q^2, & \text{method (ii)} \end{cases} \quad (5.2)$$

with a $\chi^2/d.of.$ of 0.5 and 1.8, respectively, for the UV region, i.e. for $q > 1$ GeV. In the above formula $M^2(q^2)$ and q^2 are given in GeV^2 .

In figure 6 we plot the lattice data together with the fits to (5.1) and (5.2). The fits to the infrared region, see equation (5.1), give an $M(0)$ 731(11) MeV (method i) and 760(24) MeV (method ii), which is slightly larger than the constant infrared mass computed in section 3. Anyway, the fits to the infrared region suggest a finite $D(0)$. Moreover, the predicted $M(0)$ is associated with a $D(0) \sim 2 \text{ GeV}^{-2}$, a value of the same order of magnitude as predicted by recent large volume lattice simulations [16].

The running gluon dressing function $Z(q^2)$ data is displayed in figure 7 together with the dressing function the (full line) computed using the 1-loop perturbative expression for $Z(q^2)$ rescaled by 0.7.

In the low momentum region, $Z(q^2)$ decreases from $q = 0$ up to 1 GeV. However, when the zero momentum is approached from above, $Z(q^2)$ seems to saturate around $q = 400$ MeV. Unfortunately, the large statistical errors in $Z(q^2)$ for $q < 1$ GeV make it difficult to disentangle the functional dependence but, clearly, $Z(q^2)$ does not follows the perturbative behavior.

The gluon dressing function $Z(q^2)$ is well described by the anstaz

$$Z(q^2) = \frac{Z_0}{[A + \ln(q^2 + m_0^2)]^\gamma}, \quad (5.3)$$

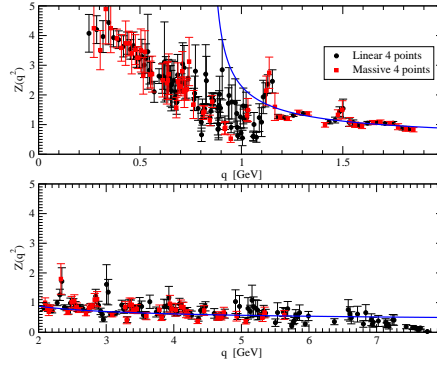


Figure 7: Running gluon dressing function $Z(q^2)$. Only data whose fit has a $\chi^2/d.o.f. < 1.8$ and relative error less than 30% is included in the plot. For the meaning of the full line, see the main text.

where $\gamma = 13/22$ is the anomalous gluon dimension, over the full range of momenta. The fits give $Z_0 = 1.048(75)$, $A = -0.43(21)$, $m_0^2 = 1.57(33)$ GeV^2 for a $\chi^2/d.o.f. = 1.8$ (method i) and $Z_0 = 0.98(14)$, $A = -0.54(38)$, $m_0^2 = 1.76(68)$ GeV^2 with a $\chi^2/d.o.f. = 1.9$ (method ii).

Acknowledgments

The authors acknowledge financial support from F.C.T. under project CERN/FP/83582/2008 and CERN/FP/109327/2009. The authors thank A. Aguilar for helpful discussions. The authors thank P. J. Silva for the help with the gauge fixing for the 32^4 lattice.

References

- [1] J. H. Cornwall, Phys. Rev. **D26**, 1453 (1982)
- [2] J. R. Forshaw, J. Papavassiliou, C. Parrinello, Phys. Rev. **D59**, 074008 (1999)
- [3] J. H. Field, Phys. Rev. **D66**, 013013 (2002)
- [4] O. Oliveira, P. J. Silva, Pos (**QCD-TNT09**) 33 (2009) [[arXiv:0911.1643](#)]
- [5] D. B. Leinweber, J. I. Skullerud, A. G. Williams, C. Parrinello, Phys. Rev. **D60**, 094507 (1999)
- [6] P. J. Silva, O. Oliveira, Nucl. Phys. **B690**, 177 (2004)
- [7] Y. Nambu, Phys. Rev. **D10**, 4262 (1974)
- [8] G. 't Hooft, Nucl. Phys. **B153**, 141 (1979)
- [9] S. Mandelstam, Phys. Rept. **23**, 245 (1976)
- [10] A. C. Aguilar, A. A. Natale, P. S. Rodrigues da Silva, Phys. Rev. Lett. **90**, 152001 (2003)
- [11] A. C. Aguilar, J. Papavassiliou, Phys. Rev. **D77**, 125022 (2008)
- [12] A. C. Aguilar, D. Binosi, J. Papavassiliou, Phys. Rev. **D78**, 025010 (2008)
- [13] J. M. Cornwall, Phys. Rev. **D80**, 096001 (2009)
- [14] C. S. Fischer, A. Maas, J. M. Pawłowski, Ann. Phys. **324**, 2408 (2009)
- [15] O. Oliveira, P. Bicudo [arXiv:1002.4151](#)
- [16] D. Dudal, O. Oliveira, N. Vandersickel, Phys. Rev. **D81**, 074505 (2010)