

Generalized Erdős Numbers

Greg Morrison¹ and L. Mahadevan¹

¹*School of Engineering and Applied Sciences, Harvard University, Cambridge MA 02138*

We propose a simple real-valued generalization of the well known integer-valued Erdős number as a topological, non-metric measure of the ‘closeness’ felt between two nodes in an undirected, weighted graph. These real-valued Erdős numbers are asymmetric and are able to distinguish between network topologies that standard distance metrics view as identical. We use this measure to study some simple analytically tractable networks, and show the utility of our measure to devise a ratings scheme based on the generalized Erdős number that we deploy on the data from the NetFlix prize, and find a significant improvement in our ratings prediction over a baseline.

A variety of complex natural and artificial systems can be viewed as a network [1], with a set of nodes representing objects and a set of edges connecting these nodes representing interactions between objects. Such systems include protein [2] or metabolic [3, 4] networks, computer networks and the world wide web [5, 6], disease propagation in populations [7, 8], and networks of human [7, 9] or other animal [10, 11] interactions. While much of the study of networks generally involves characterizing both its internal structure [3, 8, 9] and the propagation of dynamical processes in it [1, 12], a basic question that continues to be of interest is that of characterizing closeness or connectedness in such networks. Various measures of the distance between nodes have been developed including the integer distance [13] (identical to the classic Erdős numbers [14] which measure the authorship-distance to the famous Hungarian mathematician) or resistance-distance approaches [10, 15] which often have both a geometric and a topological character to them. In this paper, we develop a framework for determining the ‘closeness’ between nodes in a weighted network by developing a generalized real-valued Erdős number, an inherently topological entity that incorporates nonlocal information about connectivity, is asymmetric, i.e. $E_{ij} \neq E_{ji}$ even if the underlying adjacency matrix is symmetric. Using analytically tractable symmetric networks, we show that these Erdős numbers can distinguish between topologies that are identical when viewed through the lens of common distance metrics [13, 15]. In order to show that these Erdős numbers have utility in making quantitative predictions about real-world networks, we also develop a basic predictor for a small subset of the NetFlix data [16], and find significant improvement over a baseline prediction.

In order to develop a natural measure of the ‘closeness’ between two nodes, we consider one of the simplest possible networks: a linear network of exactly three nodes (diagrammed in Fig. 1(a)). With Erdős indexed as 0, we define his closeness to himself as $E_{00} = 0$, as is the case in all distance metrics [13, 15].

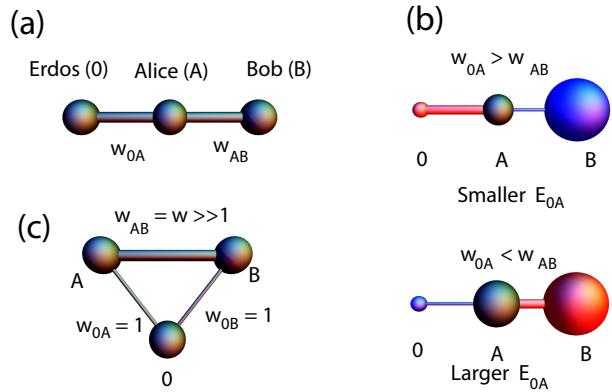


FIG. 1: (a) A simple linear author network. Bob has published only with Alice, so $E_{0B} = E_{0A} + w_{0A}^{-1}$. The competition between the connections with Erdős and leads to E_{0A} given in (1). (b) Smaller sizes denote closeness to Erdős (large spheres implying large E_{0i}). Red coloring denotes strong interactions, while blue denotes weak interactions. E_{0A} increases as w_{AB} increases. (c) A simple cycle, for two authors weakly connected to Erdős, but strongly connected to one another.

For a node B (Bob, say) directly connected to exactly one other node (Alice in this case), we define the closeness felt by Bob towards Erdős as $E_{0B} = E_{0A} + w_{0A}^{-1}$, with w_{AB} the weight of the edge joining Alice and Bob. The determination of E_{0A} is more ambiguous, since Alice is connected to two nodes. If we were to use a simple integer- [13, 14] or resistance-distance measure [15] the distance between Erdős and Alice would be $R_{0A} = w_{0A}^{-1}$, whereas one would expect a realistic measure of closeness would depend on *all* of the nodes to which Alice is connected.

To incorporate the effect of multiple connections between Alice and the other nodes, we assume that the closeness Alice feels to Erdős is a function of the closeness felt by all other nodes connected to Alice towards Erdős. In particular, we expect $E_{0A} = f(\{E_{0i} + w_{Ai}^{-1}\})$, where $E_{0i} + w_{Ai}^{-1}$ would be the closeness Alice feels to Erdős in the absence of all other interactions. We expect that the unknown functional form of f should (1)

penalize large values of $E_{0i} + w_{Ai}^{-1}$ (i.e. that nodes that feel close to Erdős contribute more than nodes that feel far from Erdős when computing E_{0A}), and (2) that nodes with high weight have a higher contribution than those of low weights. These expectations are diagrammed schematically in Fig. 1(b), and suggest the use of a weighted harmonic mean of the form

$$\frac{1}{E_{0A}} = \frac{1}{w_{0A} + w_{AB}} \left(\frac{w_{0A}}{E_{00} + w_{0A}^{-1}} + \frac{w_{AB}}{E_{0B} + w_{AB}^{-1}} \right), \quad (1)$$

where the necessity of using the scaled weight $w_{Ai}/(w_{A0} + w_{AB})$ will be addressed below. We note that although (1) is the simplest and most natural functional form that satisfies the constraints above, other forms are certainly possible. Furthermore, the centrality of Erdős in any network may clearly be replaced by that of any node i , so that we can generalize (1) to define the closeness felt by node j towards node i as

$$\frac{1}{E_{ij}} = \frac{1}{d_j} \sum_{l \in C_j} \frac{w_{jl}}{E_{il} + w_{jl}^{-1}} \quad (2)$$

where w_{jl} is the weight of the edge between j and l , C_j is the set of nodes directly connected to node j , and $d_j = \sum_l w_{jl}$ is the weighted degree of node j . The reason for scaled weights w_{jl}/d_j becomes clearer in (2): unscaled weights w_{jl} would imply that node j would have a low Erdős number E_{ij} (i.e. feel very close to node i) by having many connections (large d_j), even if these connections led to nodes with high Erdős numbers E_{il} . We note that if $w_{jl} = \epsilon \delta_{jl_0}$ for some l_0 , then $E_{jl_0} \sim \epsilon^{-1} \rightarrow \infty$ as $\epsilon \rightarrow 0$, so as a node with vanishing weight for its only connection to the network will have its Erdős numbers diverge, as it becomes ‘disconnected’.

To illuminate aspects of the generalized Erdős numbers we first consider a simple, three-node cycle shown in Fig. 1(c), where two strongly connected nodes with weight $w_{AB} = w \gg 1$ are weakly connected to a third node (indexed 0). Solving (2) for the Erdős numbers E_{ij} for this simple network yields $E_{0A} = E_{0B} \sim (1 + \sqrt{5})/2 + O(w^{-1})$ for large w , showing that the two nodes move away from the third as their connection strengthens (note that $E_{0i} = 1$ for $w = 1$). Nodes A and B move towards each other as w increases, as can be seen by computing $E_{AB} = E_{BA} \sim w^{-1} + O(w^{-2})$. The third node has a low degree and is closer to the other nodes than they are to it ($E_{A0} = E_{B0} \sim 1 + O(w^{-1})$). Fig. 1(c) thus displays the inherent asymmetry in the Erdős numbers ($E_{A0} \neq E_{0A}$), indicating that E_{ij} is *not* a distance metric, but rather an inherently topological measure.

The Erdős numbers differ from common distance metrics in a number of ways, as can be seen by ex-

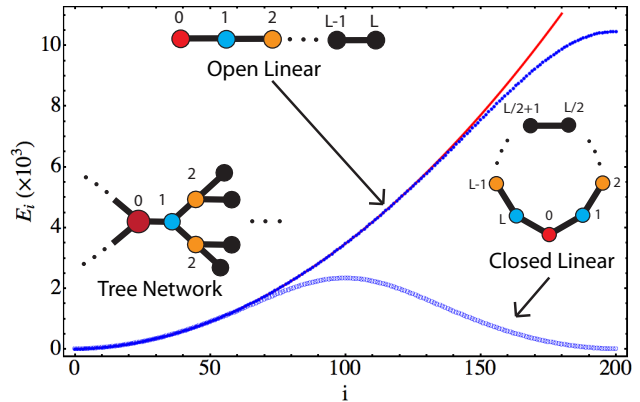


FIG. 2: The Erdős numbers computed for the open (filled symbols) and closed (open symbols) linear networks, along with the theoretical scaling of $E_{0i} = i(i+4)/3$ (solid red line). Insets schematically diagram the open and closed linear networks, as well as a tree network with $m = 3$ connections per node and length $L = 3$ (discussed further in the text).

amining some more complex networks. In a fully connected network of $N + 1$ nodes of constant interaction strength $w_{ij} = w(1 - \delta_{ij})$, each node has an identical Erdős number ($E_{0i} = E$ for $i \neq 0$), with the equivalent of (2) given by

$$\frac{wN}{E} = w^2 + \frac{w^2(N-1)}{wE+1}, \quad (3)$$

yielding $E = \sqrt{N}/w$. As the strength w of each connection between nodes increases, the Erdős number of all nodes decrease, since all nodes become closer to each other as well as to Erdős. However, as the number of nodes increases, with edges added to keep the network fully connected, the importance of an individual edge is lessened and all nodes will feel less close to one another. This is in contrast with other measures such as the resistance distance, which decreases as new nodes are added or integer distance, which remains constant independent N .

We next consider generalizations of the simple networks (Fig. 1) to extended linear networks and a cycle-free tree (Fig. 2) where each node is connected to exactly m nodes, except for the endpoints. For the open networks with $m \geq 2$, the resistance distance between any two points is $R_{ij} = |i - j|$, since there are no cycles, while the generalized Erdős numbers between a node i and the base of a branch are

$$\frac{wm}{E_{0i}} = \frac{w^2}{wE_{0,i-1} + 1} + \frac{w^2(m-1)}{wE_{0,i+1} + 1} \quad (4)$$

with the boundary conditions $E_{00} = 0$ and $E_{0L} = E_{0,L-1} + w^{-1}$. The closed linear network can be

studied using the same difference equation, with the boundary conditions $E_0 = E_{0,L+1} = 0$ after insertion of a virtual node. $E_{0i}(w) = E_{0i}(w=1)/w$ for constant interaction strength w , so the weights can be factored out, and are ignored below. While the difference equations are not exactly solvable, if $m = 2$, we can see that $E_{0i} = i(i+4)/3$ is a solution that satisfies (4) and the boundary condition $E_{00} = 0$. For $i \approx L$, deviations from this predicted scaling are expected to occur due to the boundary condition at the distant ends. Interestingly, the quadratic scaling $E_{0i} \sim i^2$ for distant nodes matches the time for particle diffusion from node 0 to i , taking time $\tau \sim i^2$. For tree networks with large m (inset of Fig. 2), we find that $E_{0i} = E_{0,i-1} + (m-1)^i$ asymptotically satisfies the difference equation with the boundary condition $E_{00} = 0$. The tree network produces an exponential growth with i for large m , rather than the quadratic growth seen for $m = 2$, clearly showing that the Erdős numbers are able to distinguish between the global topology of these very different network more accurately than a resistance distance approach.

In order to determine the numerical values of the Erdős numbers for this linear network (with $w = 1$), we determine an iterative solution for E_{0i} , with $2/E_{0i}^{(t)} = (E_{0,i-1}^{(t-1)} + 1)^{-1} + (E_{0,i+1}^{(t-1)} + 1)^{-1}$ and $E_{0i}^{(0)} = i(i+4)/3$. $E_{0i}^{(t)}$ is computed until $\epsilon(t) = \max_j |E_{0i}^{(t)} - E_{0i}^{(t-1)}| < 0.01$. The resulting numerical solutions to the Erdős numbers are shown in Fig. 2, with the solid red line denoting the predicted quadratic growth, $E_{0i} = i(i+4)/3$. The predicted scaling agrees well with the numerical results [17], with deviations occurring near the $i = N$ endpoint for the open network and near the $i = N/2$ midpoint for the closed network.

To see if the Erdős numbers can make quantitative predictions about real-world networks, we consider the data provided for the NetFlux Prize [16], a competition to improve algorithms for the prediction of movie ratings. Here, we use the generalized Erdős numbers as a means to characterize an interaction ‘energy’ between nodes when predicting the rating user i gives to movie l , $p_i^{(l)}$, using the Boltzmann weighted average taken from statistical mechanics,

$$p_i^{(l)} = \frac{\sum_{j \in S_i} r_j^{(l)} e^{-\beta E_{ij}}}{\sum_{j \in S_i} e^{-\beta E_{ij}}}. \quad (5)$$

β is a free parameter (an inverse temperature), describing how important distant nodes are in determining the predicted rating. βE_{ij} determines which nodes are important to the average and which are not, and assigns a lower weight to the latter. In order to compute the Erdős numbers in (5), we need to generate a weighted graph use the NetFlux data.

case	N	k	α	num. with $n > 30$	$\kappa_{\beta=2}(n_{min} = 30)$
1	3000	553	2	304 (55%)	3.56%
2	3000	557	4	302 (54%)	4.71%
3	3000	1297	8	782 (60%)	3.35%
4	6000	368	8	188 (51%)	4.53%

TABLE I: Parameters used in the NetFlux analysis. N is the number of users in the dataset, and k is the number of users for whom predictions were made. The number of nodes with $n_i \geq n_{min}$ out of the k considered are shown, as well as the average percent improvement for these nodes.

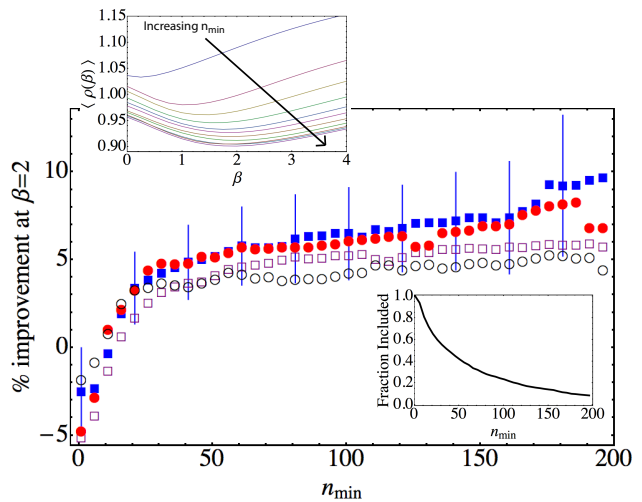


FIG. 3: Percent improvement at $\beta = 2$ compared to $\beta = 0$ as a function of n_{min} . See Table 1 for parameters. Case 1 is shown as open circles, case 2 as filled circles, case 3 as open squares, and case 4 as filled squares. Error bars (using the standard deviation of the mean) are shown only for case 4, with the errors for the other cases being smaller. Upper inset shows $\langle \rho(\beta) \rangle$ as a function of β for varying n_{min} (higher curves correspond to smaller n_{min}). The lower inset shows the fraction of users satisfying $n \geq n_{min}$.

While we could represent the NetFlux data as a bipartite network [18], where the users and movies form sets of disjoint nodes, we instead use the movie ratings (an integer between 1 and 5) to determine a weight between two users, using the simple power law form

$$w_{ij} = \sum_{l \in M_{ij}} (5 - |\Delta r_{ij}^{(l)}|)^\alpha \quad (6)$$

with $\Delta r_{ij}^{(l)} = r_i^{(l)} - r_j^{(l)}$, $r_i^{(l)}$ the rating user i gave to movie l ($0 \leq |\Delta r_{ij}^{(l)}| \leq 4$), and M_{ij} is the set of movies that both user i and j have rated ($w_{ij} = 0$ if i and j have rated no movies in common). If users i and j disagree on all movies (i.e. one rates a 5 while the other rates a 1), the weight between them is $w_{ij} =$

$|M_{ij}|$, while perfect agreement gives a weight $w_{ij} = 5^\alpha \times |M_{ij}|$. Implicit in this definition is that users who seek out the same movies have more similar tastes than those who do not (even if they do not agree), and that users who agree on movies are more likely to have similar tastes than those who disagree. The free parameter α determines the importance of agreement, with $\alpha = 0$ implying that disagreement in the ratings are irrelevant, while agreement becomes dominant as $\alpha \rightarrow \infty$.

To test our prediction scheme, we select a subset of the dataset comprised of N users and 6000 movies (the parameters are listed in Table 1). For varying values of N and α , we choose k users from the data set in order to test the efficacy of our approach (k is shown in the third column in Table 1). For each node i selected, we iteratively perform the followings steps for each movie l user i has seen: (I) remove the rating user i gave to movie l from the network, (II) compute the Erdős numbers for this modified network using (2), and (III) compute the predicted rating user i gives to movie l using (5) as a function of β , $p_i^{(l)}(\beta)$. The average improvement as a function of β is determined from the RMSD $\rho_i^2(\beta) = \sum_l [r_i^{(l)} - p_i^{(l)}]^2 / n_i$, where n_i is the number of movies that user i has seen.

The RMSD ρ_i depends strongly on the number of movies (n_i) that the user has seen, as can be seen by computing the average RMSD restricted to users with $n_i \geq n_{min}$. In the upper inset of Fig.3, a pronounced minimum in $\langle \rho(\beta) \rangle$ occurs for increasing n_{min} . The relative improvement of (5) over an unweighted average ($\kappa_\beta = 1 - \langle \rho(\beta) \rangle / \langle \rho(0) \rangle$) is significant for $n_{min} \gtrsim 30$ as seen in the main panel of Fig. 3. Restricting ourselves to users with $n_i \geq 30$ ratings gives an improvement of at least 3-5% at $\beta = 2$ for all values of α and k examined (over 50% of the nodes included in the average, see Table 1). For very well connected nodes (with $n_{min} = 200$ or about 8% of the nodes in each case, see the lower inset of Fig. 3) the average improvement is quite significant, ranging from 4.5-9.5%. The dependence of the improvement on n_{min} is somewhat unsurprising, as the preferences of users who have seen very few movies will be much more difficult to predict. We also note that the negative improvement for small n_{min} is due to the fact that the positions of the minimum in $\langle \rho(\beta) \rangle$ saturate at $\beta = 2$ for large n_{min} , but are far from this value for small n_{min} .

Our minimal definition of the Generalized Erdős number which arises from an asymmetric measure of ‘closeness’ takes the global topology of the network into account. We have shown that it can be used to characterize connectivity on simple analytically tractable networks as well as the basis for a rank-

ing scheme for data sets from the Netflix prize, where it outperforms baseline schemes. The weighted average in (5) can be implemented in other prediction schemes, and a more complex form for the weighting between nodes (incorporating temporal information, for example) may give further improvements in predictions. A natural next step of any measure of connectedness is to use it in additional applications: problems associated with community detection in graphs, as well as the dynamics of diffusion, epidemics and the behavior of dynamic networks with time-dependent edge weights beckon.

Acknowledgements: The authors thank M. Venkadesan for numerous useful discussions and the suggestion of examining the NetFlix data.

-
- [1] M. Newman, A. L. Barabasi, and D. J. Watts. *The Structure and Dynamics of Networks*. Princeton, Princeton, NJ, 2006; M. Newman, *Networks: An Introduction*. Oxford, 2010. D. Easley, J. Kleinberg, *Networks, Crowds and Markets: Reasoning about a highly connected world*. Cambridge, 2010.
 - [2] A. D. King, N. Przulj, and I Jurisica. *Bioinformat*, 20:3013–3020, 2004.
 - [3] H. Jeong, B. Tombor, R. Albert, Z. N. Oltval, and A. L. Barabasi. *Nature*, 407:651, 2000.
 - [4] K. R. Patil and J. Nielsen. *Proc. Natl. Acad. Sci.*, 102:2686–2689, 2005.
 - [5] L. Page, S. Brin, R. Motwani, and T. Winograd. Stanford University CS Technical Report 1999-66, 1999.
 - [6] L. A. Adamic, B. A. Huberman, A-L. Barabási, R. Albert, H. Jeong, and G. Biaconi. *Science*, 287:2115, 2000.
 - [7] M. J. Keeling. *Proc. R. Soc. Lond. B*, 266:859–867, 1999.
 - [8] R. Pastor-Satorras and A. Vespignani. *Phys. Rev. Lett.*, 86:3200, 2001.
 - [9] J. Travers and S. Milgram. *Sociom.*, 32:425–443, 1969.
 - [10] B. H. McRae. *Evolution*, 60:1551–1561, 2006.
 - [11] S. R. Proulx, D. E. L. Promislow, and P. C. Phillips. *Trends Ecol. Evol.*, 20:345, 2006.
 - [12] R. Albert, H. Jeong, and A. L. Barabási. *Nature*, 406:378, 2000.
 - [13] F. Buckley and F. Harary. *Distance in Graphs*. Addison-Wesley, Redwood City, CA, 1990.
 - [14] R. de Castro and J. W. Grossman. *Math. Intelligencer*, 21:51, 1999.
 - [15] D. J. Klein and M. Randic. *J. Math. Chem.*, 12:81–95, 1993.
 - [16] Y. Koren. http://www.netflixprize.com/assets/GrandPrize2009_BPC_BigChaos.pdf.
 - [17] The numerical results for the tree network with $m \gtrsim 5$ also agree with the theoretically predicted exponential growth.
 - [18] T. Zhou et. al. *Proc. Natl. Acad. Sci.*, 107:4511, 2010.