

# Measurement of $\phi(1020)$ meson leptonic width with CMD-2 detector at VEPP-2M Collider

R.R.Akhmetshin <sup>a</sup>, V.M.Aulchenko <sup>a,b</sup>, V.Sh.Banzarov <sup>a</sup>,  
 L.M.Barkov <sup>a</sup>, S.E.Baru <sup>a</sup>, N.S.Bashtovoy <sup>a</sup>, A.E.Bondar <sup>a,b</sup>,  
 A.V.Bragin <sup>a</sup>, S.I.Eidelman <sup>a,b</sup>, D.A.Epifanov <sup>a,b</sup>,  
 G.V.Fedotov <sup>a,b</sup>, N.I.Gabyshev <sup>a</sup>, A.A.Grebenuk <sup>a</sup>,  
 D.N.Grigoriev <sup>a,c</sup>, F.V.Ignatov <sup>a,b</sup>, S.V.Karpov <sup>a</sup>, V.F.Kazanin <sup>a,b</sup>,  
 B.I.Khazin <sup>a,b</sup>, I.A.Koop <sup>a,b</sup>, P.P.Krokovny <sup>a,1</sup>, A.S.Kuzmin <sup>a,b</sup>,  
 I.B.Logashenko <sup>a,b</sup>, P.A.Lukin <sup>a,2</sup>, A.P.Lysenko <sup>a</sup>,  
 K.Yu.Mikhailov <sup>a</sup>, V.S.Okhapkin <sup>a</sup>, E.A.Perevedentsev <sup>a,b</sup>,  
 A.S.Popov <sup>a</sup>, S.I.Redin <sup>a</sup>, A.A.Ruban <sup>a</sup>, N.M.Ryskulov <sup>a</sup>,  
 Yu.M.Shatunov <sup>a</sup>, B.A.Shwartz <sup>a,b</sup>, A.L.Sibidanov <sup>a</sup>,  
 I.G.Snopkov <sup>a,3</sup>, E.P.Solodov <sup>a,b</sup>, Yu.V.Yudin <sup>a</sup>, A.S. Zaitsev <sup>a</sup>

<sup>a</sup>*Budker Institute of Nuclear Physics, Novosibirsk, 630090, Russia*

<sup>b</sup>*Novosibirsk State University, Novosibirsk, 630090, Russia*

<sup>c</sup>*Novosibirsk State Technical University, Novosibirsk, 630092, Russia*

---

## Abstract

The  $\phi(1020)$  meson leptonic width has been determined from the combined analysis of 4 major decay modes of the resonance ( $\phi \rightarrow K^+K^-, K_L^0 K_S^0, \pi^+\pi^-\pi^0, \eta\gamma$ ) studied with the CMD-2 detector at the VEPP-2M  $e^+e^-$  collider. The following value has been obtained:  $\Gamma(\phi \rightarrow e^+e^-) = 1.235 \pm 0.006 \pm 0.022$  keV. The  $\phi(1020)$  meson parameters in four main decay channels have been also recalculated:  $B(\phi \rightarrow K^+K^-) = 0.493 \pm 0.003 \pm 0.007$ ,  $B(\phi \rightarrow K_L K_S) = 0.336 \pm 0.002 \pm 0.006$ ,  $B(\phi \rightarrow \pi^+\pi^-\pi^0) = 0.155 \pm 0.002 \pm 0.005$ ,  $B(\phi \rightarrow \eta\gamma) = 0.0138 \pm 0.0002 \pm 0.0002$ .

---

<sup>1</sup> Currently in Heidelberg University, 69047 Heidelberg, Germany

<sup>2</sup> Corresponding author: P.A.Lukin@inp.nsk.su

<sup>3</sup> Deceased

## 1 Introduction

The simplest decay of any quarkonium vector state occurs through its annihilation into a virtual photon, which produces a lepton or quark-antiquark pair. A leptonic width of a vector state offers a measure of wave function overlap at the origin thus providing information about interactions of quarks composing the vector meson. For these reasons, decays to lepton pairs are heavily studied and used to characterize the most basic features of each vector state.

The present analysis is devoted to a measurement of the  $\phi(1020)$  leptonic width  $\Gamma(\phi \rightarrow e^+e^-)$ . Previously it has been measured by various methods in a number of experiments. In Refs. [1,2] the leptonic width was determined in a direct study of  $\phi \rightarrow e^+e^-$  and  $\phi \rightarrow \mu^+\mu^-$  decays, while in Ref. [3]  $\Gamma(\phi \rightarrow e^+e^-)$  was evaluated from the simultaneous fit of four major decay modes of the  $\phi(1020)$  meson.

In this work we present a new measurement of the  $\phi(1020)$  leptonic width using a combined fit of four main  $\phi(1020)$  decay modes  $\phi \rightarrow K^+K^-$  [4],  $\phi \rightarrow K_L K_S$  [5],  $\phi \rightarrow \pi^+\pi^-\pi^0$  [6] and  $\phi \rightarrow \eta\gamma$  [7], studied with the CMD-2 detector [8] at the VEPP-2M  $e^+e^-$  collider [9].

The cross sections of the processes  $e^+e^- \rightarrow K^+K^-$ ,  $K_L K_S$ ,  $\pi^+\pi^-\pi^0$ ,  $\eta\gamma$ , previously measured in the experiments [4,5,6,7] are listed in Tables 1 – 4. The errors of the cross sections in the Tables are statistical only.

## 2 Analysis

To determine the leptonic width of the  $\phi(1020)$  meson, we perform a simultaneous fit of the four  $\phi(1020)$  major decay modes with a leptonic width as a fit parameter. To fit the experimental cross sections in different channels, we use the same functions and fit parameters as in the corresponding dedicated studies:

$$\sigma_{K^+K^-}(s) = \frac{1}{s^{5/2}} \cdot \frac{q^3(s)}{q^3(m_\phi^2)} \cdot \left| -\frac{m_\phi^3 \sqrt{12\pi \cdot \Gamma_\phi \Gamma(\phi \rightarrow e^+e^-) B(\phi \rightarrow K^+K^-) / m_\phi}}{D_\phi(s)} - \frac{\sqrt{\Gamma_\phi \Gamma_\omega m_\phi^2 m_\omega^3 6\pi B(\omega \rightarrow e^+e^-) B(\phi \rightarrow K^+K^-)}}{D_\omega(s)} - \frac{\sqrt{\Gamma_\phi \Gamma_\rho m_\phi^2 m_\rho^3 6\pi B(\rho \rightarrow e^+e^-) B(\phi \rightarrow K^+K^-)}}{D_\rho(s)} \right|^2 \frac{Z(s)}{Z(m_\phi^2)}, \quad (1)$$

$$\begin{aligned}
\sigma_{K_L^0 K_S^0}(s) &= \frac{1}{s^{5/2}} \cdot \frac{q^3(s)}{q^3(m_\phi^2)} \cdot \left| -\frac{m_\phi^3 \sqrt{12\pi \cdot \Gamma_\phi \Gamma(\phi \rightarrow e^+e^-) B(\phi \rightarrow K_L^0 K_S^0)}/m_\phi}{D_\phi(s)} \right. \\
&\quad \left. - \frac{\sqrt{\Gamma_\phi \Gamma_\omega m_\phi^2 m_\omega^3 6\pi B(\omega \rightarrow e^+e^-) B(\phi \rightarrow K_L^0 K_S^0)}}{D_\omega(s)} \right. \\
&\quad \left. + \frac{\sqrt{\Gamma_\phi \Gamma_\rho m_\phi^2 m_\rho^3 6\pi B(\rho \rightarrow e^+e^-) B(\phi \rightarrow K_L^0 K_S^0)}}{D_\rho(s)} \right|^2, \tag{2} \\
\sigma_{\pi^+\pi^-\pi^0}(s) &= \frac{1}{s^{3/2}} \cdot \frac{W(s)}{W(m_\phi^2)} \cdot \left| \frac{\sqrt{m_\phi^3 12\pi \cdot \Gamma_\phi \Gamma(\phi \rightarrow e^+e^-) B(\phi \rightarrow \pi^+\pi^-\pi^0)}}{D_\phi(s)} e^{i\psi_\phi} + \right. \\
&\quad \left. + \frac{W(m_\omega^2)}{W(m_\omega^2)} \frac{\sqrt{m_\omega^3 12\pi \cdot \Gamma_\omega \Gamma(\omega \rightarrow e^+e^-) B(\omega \rightarrow \pi^+\pi^-\pi^0)}}{D_\omega(s)} \right|^2 \\
\sigma_{\eta\gamma}(s) &= \frac{F_{\eta\gamma}(s)}{s^{3/2}} \cdot \left| -\frac{\sqrt{m_\phi^3 12\pi \cdot \Gamma_\phi \Gamma(\phi \rightarrow e^+e^-) B(\phi \rightarrow \eta\gamma)}/F_{\eta\gamma}(m_\phi^2)}{D_\phi(s)} + \right. \\
&\quad \left. + \frac{\sqrt{\Gamma_\omega^2 m_\omega^3 12\pi B(\omega \rightarrow e^+e^-) B(\omega \rightarrow \eta\gamma)}/F_{\eta\gamma}(m_\omega^2)}{D_\omega(s)} + \right. \\
&\quad \left. + \frac{\sqrt{\Gamma_\rho^2 m_\rho^3 12\pi B(\rho \rightarrow e^+e^-) B(\rho \rightarrow \eta\gamma)}/F_{\eta\gamma}(m_\rho^2)}{D_\rho(s)} \right|^2, \tag{3}
\end{aligned}$$

where  $s$  is the center-of-mass (c.m.) energy squared,  $q = \sqrt{s/4 - m_K^2}$  — momentum of charged (neutral) kaon,  $m_V$ ,  $\Gamma_V$  are the mass and total width of the vector meson  $V$ , respectively,  $D_V = m_V^2 - s - i\sqrt{s}\Gamma_V(s)$  is the propagator of the vector meson  $V$  and energy dependence of the meson  $V$  total width is chosen according to [10],  $\Gamma(\phi \rightarrow e^+e^-)$  is the  $\phi(1020)$  meson leptonic width,  $B(V \rightarrow e^+e^-)$  is the branching ratio of the decay  $V \rightarrow e^+e^-$ ,  $B(V \rightarrow X)$  — branching ratio of the vector meson decay into a final state  $X$ . Here  $W(s)$  is the function [10] describing the phase space of the  $\pi^+\pi^-\pi^0$  final state,  $F_{P\gamma}(s) = (\sqrt{s} \cdot (1 - m_P^2/s)/2)^3$  — phase space factor for the vector meson  $V$  decay into a pseudoscalar meson  $P$  and photon,  $\psi_\phi$  — the phase of the  $\phi$ - $\omega$  interference in the  $\phi \rightarrow \pi^+\pi^-\pi^0$  decay channel.

The function  $Z(s)$  given by the relation

$$Z(s) = 1 + \alpha \cdot \pi \cdot \frac{1 + v^2}{2 \cdot v},$$

$$v = \sqrt{1 - \frac{4 \cdot m_{K^\pm}^2}{s}}$$

describes the Coulombic interaction of charged kaons in the final state [11]. It should be mentioned that  $\rho$  and  $\omega$  mesons are below the  $K\bar{K}$  production

threshold and their contributions to  $e^+e^- \rightarrow K\bar{K}$  have been calculated according to the SU(2) and SU(3) model predictions [10]. The branching fractions of different channels,  $\phi(1020)$ -meson leptonic width, the resonance mass and total width as well as the phase of the  $\phi$ - $\omega$  interference in the  $\phi \rightarrow \pi^+\pi^-\pi^0$  decay channel are parameters of the fit. To determine branching fractions of the four major  $\phi(1020)$ -meson decays, we use a constraint:

$$\begin{aligned} \sum_{X=K^+K^-, K_L K_S, 3\pi, \eta\gamma} B(\phi \rightarrow X) &= 1.0 - \sum_{X \neq K^+K^-, K_L K_S, 3\pi, \eta\gamma} B(\phi \rightarrow X) = \\ &= 0.99741 \pm 0.00007 \end{aligned}$$

To estimate systematic errors of the parameters, one should take into account correlations between systematic errors of the  $K^+K^-$  and  $K_L^0 K_S^0$  as well as between  $\pi^+\pi^-\pi^0$  and  $\eta\gamma$  decay channels because of common contributions (like, e.g., from luminosity measurement and radiative corrections). In Tables 5, 6 contributions to a systematic error of each channel are presented. The correlated systematic errors for the  $K^+K^-$  and  $K_L K_S$  as well as for  $\pi^+\pi^-\pi^0$  and  $\eta\gamma$  cross sections due to luminosity measurement and radiative corrections are equal to 1.1% and 2.2%, respectively. A difference in systematic errors due to luminosity measurement is caused by different detector conditions during data taking periods.

To determine the leptonic width and branching fractions taking into account systematic errors, we use the Maximum Likelihood method with the following likelihood function:

$$\mathcal{L} = - \left( \sum_{\iota} \frac{(f_{\iota}^{data} \cdot (1 + \delta_j) \cdot (1 + \Delta_k) - f_{\iota}^{theor})^2}{2\sigma_{\iota}^2} + \frac{\delta_j^2}{2\delta_{est,j}^2} + \frac{\Delta_k^2}{2\Delta_{est,k}^2} \right),$$

where  $f_{\iota}^{data}$  is the experimental value of the cross section for the process  $\iota$  ( $\iota = K^+K^-, K_L K_S, \pi^+\pi^-\pi^0, \eta\gamma$ ),  $f_{\iota}^{theor}$  – the value of the theoretical cross section for the process  $\iota$ , subscript  $j$  counts an “individual” part of a systematic error in the cross section of the process  $\iota$  and  $\Delta_1$  denotes a common part of the systematic error in measurements of the kaon cross sections, while  $\Delta_2$  means a common part of systematic errors for the  $\pi^+\pi^-\pi^0$  and  $\eta\gamma$  studies. The following values have been obtained from the maximization procedure:

$$\begin{aligned} B(\phi \rightarrow K^+K^-) &= 0.493 \pm 0.008 \\ B(\phi \rightarrow K_L^0 K_S^0) &= 0.336 \pm 0.006 \\ B(\phi \rightarrow \pi^+\pi^-\pi^0) &= 0.155 \pm 0.005 \\ B(\phi \rightarrow \eta\gamma) &= 0.0138 \pm 0.0003 \\ m_{\phi} &= 1019.437 \pm 0.010 \text{ MeV}/c^2 \\ \Gamma_{\phi} &= 4.220 \pm 0.025 \text{ MeV} \end{aligned}$$

$$\Gamma_{ee} = 1.206 \pm 0.022 \text{ keV}$$

$$\chi^2/n.d.f. = 116.50/130,$$

where errors of the parameters are experimental (i.e., include statistical and systematic uncertainties).

To determine the statistical errors of the parameters separately, the same fit has been performed with  $\Delta_k$  and  $\delta_j$  fixed at zero. The following values have been obtained:

$$B(\phi \rightarrow K^+ K^-) = 0.494 \pm 0.003$$

$$B(\phi \rightarrow K_L^0 K_S^0) = 0.335 \pm 0.002$$

$$B(\phi \rightarrow \pi^+ \pi^- \pi^0) = 0.154 \pm 0.002$$

$$B(\phi \rightarrow \eta \gamma) = 0.0140 \pm 0.0002$$

$$m_\phi = 1019.437 \pm 0.007 \text{ MeV}/c^2$$

$$\Gamma_\phi = 4.220 \pm 0.019 \text{ MeV}$$

$$\Gamma_{ee} = 1.219 \pm 0.006 \text{ keV}.$$

As one can see, the central values of the parameters from the last fit are slightly shifted with respect to the results of the previous fit. Using Monte-Carlo simulation it was checked that a variation of the shape of the likelihood function shifts the "true" value of the leptonic width by  $-(0.0051 \pm 0.0001)$  keV, while taking into account correlations between the systematic errors leads to changing the  $\Gamma_{ee}$  input value by  $-(0.0287 \pm 0.0002)$  keV. So, the obtained value of the  $\Gamma_{ee} = 1.206 \pm 0.022$  keV should be corrected by this shift. Thus our final result for the  $\phi(1020)$  leptonic width is:

$$\Gamma_{ee} = 1.235 \pm 0.022 \text{ keV}.$$

The assumption of SU(2) and SU(3) symmetry [10] used to calculate the  $\rho, \omega \rightarrow K \bar{K}$  contributions is valid within  $\sim 20\%$  accuracy. To estimate a systematic error due to the choice of the fitting model we performed a fit with the  $\phi(1020)$  contribution only in the  $e^+ e^- \rightarrow K \bar{K}$  channels. The obtained differences in the values of the fitting parameters were less than 0.5% and used as a model systematic error.

Contributions to the systematic error due to uncertainties in parameters used as fit constants ( $m_\rho, m_\omega, \Gamma_\rho, \Gamma_\omega, \dots$ ) are at the level of  $10^{-5}$ .

In plots of Fig. 1(a-d) one can see the c.m. energy dependence of the cross sections for the processes under study along with the corresponding fitting curves. In Fig. 2(a-d) the differences between the cross sections and the values of the fitting curves for all the processes are presented.

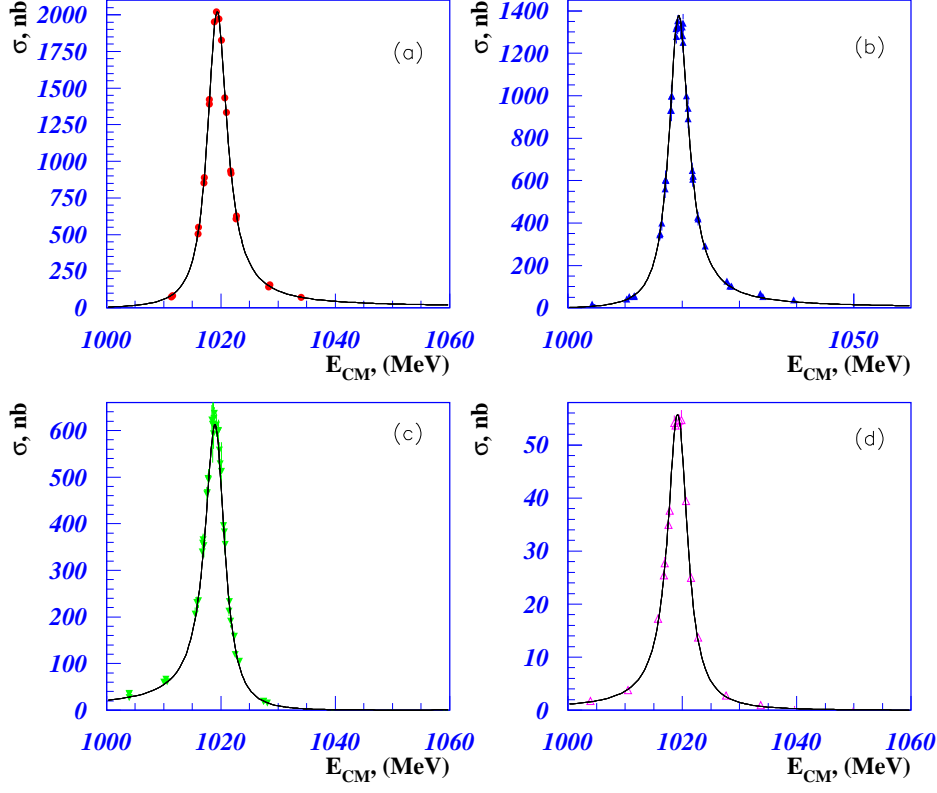


Fig. 1. Energy dependence of the cross sections for the processes  $\phi \rightarrow K^+K^-$ (a),  $\phi \rightarrow K_L^0 K_S^0$ (b),  $\phi \rightarrow \pi^+\pi^-\pi^0$ (c) and  $\phi \rightarrow \eta\gamma$ (d).

So, our final results are:

$$\begin{aligned}
 B(\phi \rightarrow K^+K^-) &= 0.493 \pm 0.003 \pm 0.007 \\
 B(\phi \rightarrow K_L^0 K_S^0) &= 0.336 \pm 0.002 \pm 0.006 \\
 B(\phi \rightarrow \pi^+\pi^-\pi^0) &= 0.155 \pm 0.002 \pm 0.005 \\
 B(\phi \rightarrow \eta\gamma) &= 0.0138 \pm 0.0002 \pm 0.0002 \\
 m_\phi &= 1019.437 \pm 0.007 \pm 0.007 \text{ MeV}/c^2 \\
 \Gamma_\phi &= 4.220 \pm 0.019 \pm 0.016 \text{ MeV} \\
 \Gamma_{ee} &= 1.235 \pm 0.006 \pm 0.022 \text{ keV},
 \end{aligned}$$

where the first error is statistical and the second is systematic.

In Fig. 3 the results of different measurements of  $\Gamma_{ee}$  are shown along with the result of the present analysis. The shaded region corresponds to the leptonic width value from [12] with its accuracy. As can be seen, the result of our analysis is in good agreement with results of other measurements and has

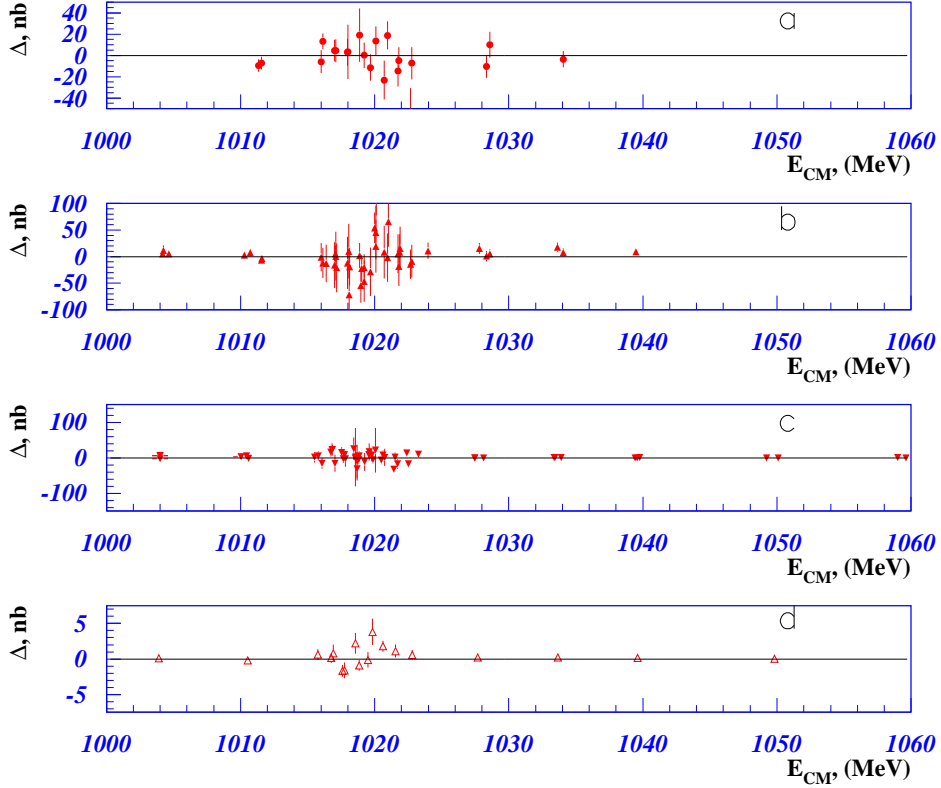


Fig. 2. Residuals between the measured cross section and theoretical one, calculated as a function of c.m. energy for the  $\phi \rightarrow K^+K^-$  (a),  $\phi \rightarrow K_L^0 K_S^0$  (b),  $\phi \rightarrow \pi^+\pi^-\pi^0$  (c), and  $\phi \rightarrow \eta\gamma$  (d) decays.

better precision.

### 3 Conclusion

From combined analysis of four major  $\phi(1020)$  meson decay modes the leptonic width  $\Gamma(\phi \rightarrow e^+e^-)$  has been measured:

$$\Gamma_{ee} = 1.235 \pm 0.006 \pm 0.022 \text{ keV.}$$

The measurement is the most precise one obtained by now. The precision of four  $\phi(1020)$  major decay modes has been improved. The following values of the branching fractions have been obtained:

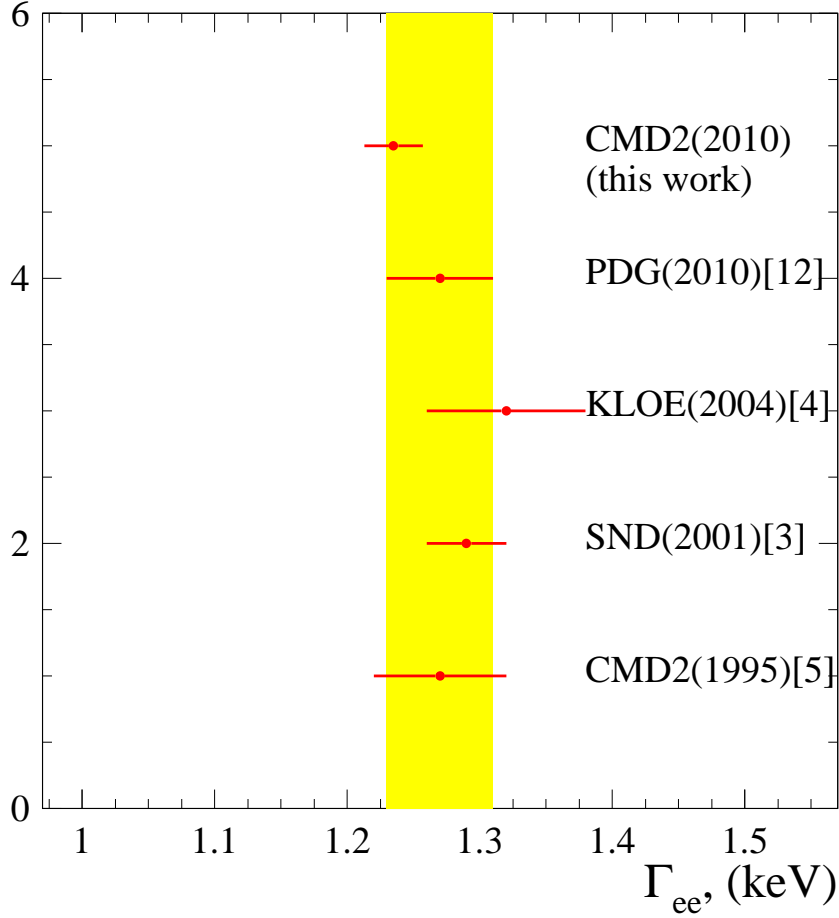


Fig. 3. The results of  $\Gamma_{ee}$  measurements by CMD-2 [3], SND [1] and KLOE [2] as well as the result of the present analysis. The shaded region represents the PDG evaluation with its error [12].

$$\begin{aligned}
 B(\phi \rightarrow K^+ K^-) &= 0.493 \pm 0.003 \pm 0.007 \\
 B(\phi \rightarrow K_L^0 K_S^0) &= 0.336 \pm 0.002 \pm 0.006 \\
 B(\phi \rightarrow \pi^+ \pi^- \pi^0) &= 0.155 \pm 0.002 \pm 0.005 \\
 B(\phi \rightarrow \eta \gamma) &= 0.0138 \pm 0.0002 \pm 0.0002.
 \end{aligned}$$

The obtained value of the  $\phi(1020)$  leptonic width is smaller than the value in the previous CMD-2 measurement [3] by about one experimental error reflecting a decrease of the total width of the  $\phi(1020)$  meson.

The value of the  $\phi(1020)$  meson leptonic width obtained here is correlated to the values of the four major  $\phi(1020)$  branching fractions and therefore should not be included in the constrained fit performed by PDG.

All parameters ( $\Gamma_{ee}$  and  $B(\phi \rightarrow X)$ ) are in good agreement with results of other experiments.



## 4 Acknowledgments

The authors are grateful to the staff of VEPP-2M for excellent collider performance, to all engineers and technicians who participated in the design, commissioning and operation of CMD-2.

This work is supported in part by FEDERAL TARGET PROGRAM "Scientific and scientific-pedagogical personnel of innovative Russia in 2009-2013" and by the grants INTAS YSF 06-100014-9464, INTAS 1000008-8328, DFG GZ 436 RUS 113/769/0-3, RFBR 10-02-00253, RFBR 10-02-00695.

## References

- [1] M.N. Achasov *et al.*, Phys. Rev. Lett **86** (2001) 1698.
- [2] F. Ambrosino *et al.*, Phys. B **608** (2005) 199.
- [3] R.R. Akhmetshin *et al.*, Phys. Lett. B **364** (1995) 199.
- [4] R.R. Akhmetshin *et al.*, Phys. Lett. B **669** (2008) 217.
- [5] R.R. Akhmetshin *et al.*, Phys. Lett. B **466** (1999) 385;  
R.R. Akhmetshin *et al.*, Phys. Lett. B **508** (2001) 217.
- [6] R.R. Akhmetshin *et al.*, Phys. Lett. B **642** (2006) 203.
- [7] R.R. Akhmetshin *et al.*, Phys. Lett. B **605** (2005) 26.
- [8] E.V. Anashkin *et al.*, Instr. Exp. Tech. **49** (2006) 798.
- [9] V.V. Anashin *et al.*, Preprint Budker INP 84-114, Novosibirsk, 1984.
- [10] N.N. Achasov *et al.*, Sov. J. Nucl. Phys. **54** (1991) 1097;  
N.N. Achasov *et al.*, Int. J. Mod. Phys. A **7** (1992) 3187.
- [11] E. Cremmer and M. Gourdin, Nucl. Phys. B **9** (1969) 451.
- [12] K. Nakamura *et al.*, J. Phys. G **37** (2010) 075021.

Table 1

Cross section of the process  $e^+e^- \rightarrow \phi \rightarrow K^+K^-$  obtained in the analysis [4]. The errors of the cross section are statistical only.

$\sqrt{s}$ , MeV	$\sigma$ , nb	$\sqrt{s}$ , MeV	$\sigma$ , nb
$1011.566 \pm 0.255$	$83.57 \pm 5.89$	$1011.358 \pm 0.255$	$75.72 \pm 5.82$
$1016.124 \pm 0.026$	$549.20 \pm 7.47$	$1016.022 \pm 0.032$	$503.76 \pm 10.77$
$1017.016 \pm 0.024$	$853.45 \pm 10.33$	$1017.094 \pm 0.024$	$889.08 \pm 10.73$
$1017.970 \pm 0.020$	$1389.78 \pm 12.64$	$1018.020 \pm 0.050$	$1423.23 \pm 25.52$
$1019.204 \pm 0.018$	$2020.04 \pm 11.94$	$1018.886 \pm 0.020$	$1951.23 \pm 24.98$
$1020.102 \pm 0.018$	$1825.51 \pm 13.83$	$1019.684 \pm 0.020$	$1971.87 \pm 12.51$
$1020.974 \pm 0.020$	$1333.87 \pm 13.12$	$1020.722 \pm 0.026$	$1435.03 \pm 18.17$
$1021.808 \pm 0.026$	$917.57 \pm 12.46$	$1021.742 \pm 0.030$	$933.69 \pm 14.43$
$1022.752 \pm 0.046$	$626.16 \pm 15.12$	$1022.666 \pm 0.038$	$606.55 \pm 16.99$
$1028.332 \pm 0.255$	$143.80 \pm 10.40$	$1028.578 \pm 0.255$	$158.10 \pm 12.16$
$1034.061 \pm 0.255$	$70.50 \pm 7.54$		

Table 2

Cross section of the process  $e^+e^- \rightarrow \phi \rightarrow K_L^0 K_S^0$  obtained in the analysis [5]. The errors of the cross section are statistical only.

$\sqrt{s}$ , MeV	$\sigma$ , nb	$\sqrt{s}$ , MeV	$\sigma$ , nb
1010.272 $\pm$ 0.030	42.21 $\pm$ 5.17	1004.187 $\pm$ 0.150	12.39 $\pm$ 1.77
1017.086 $\pm$ 0.020	603.34 $\pm$ 14.91	1011.602 $\pm$ 0.072	56.62 $\pm$ 6.87
1018.136 $\pm$ 0.018	999.68 $\pm$ 34.84	1016.022 $\pm$ 0.032	343.95 $\pm$ 26.62
1018.956 $\pm$ 0.018	1278.75 $\pm$ 32.27	1017.094 $\pm$ 0.024	601.65 $\pm$ 45.64
1019.214 $\pm$ 0.020	1329.35 $\pm$ 38.80	1018.070 $\pm$ 0.020	998.50 $\pm$ 51.38
1019.986 $\pm$ 0.020	1325.08 $\pm$ 28.63	1018.886 $\pm$ 0.020	1317.09 $\pm$ 23.21
1020.128 $\pm$ 0.020	1342.71 $\pm$ 41.89	1019.684 $\pm$ 0.045	1321.09 $\pm$ 45.42
1021.850 $\pm$ 0.022	622.82 $\pm$ 33.88	1020.722 $\pm$ 0.026	999.30 $\pm$ 49.45
1023.972 $\pm$ 0.020	292.26 $\pm$ 14.91	1021.742 $\pm$ 0.030	648.54 $\pm$ 36.18
1004.252 $\pm$ 0.150	18.51 $\pm$ 9.85	1022.666 $\pm$ 0.038	428.05 $\pm$ 27.35
1010.722 $\pm$ 0.112	52.96 $\pm$ 7.53	1028.578 $\pm$ 0.074	102.57 $\pm$ 8.42
1016.376 $\pm$ 0.042	399.54 $\pm$ 35.28	1004.640 $\pm$ 0.150	13.58 $\pm$ 4.59
1017.156 $\pm$ 0.026	600.22 $\pm$ 45.78	1011.566 $\pm$ 0.058	52.97 $\pm$ 3.48
1018.100 $\pm$ 0.026	930.66 $\pm$ 51.35	1016.124 $\pm$ 0.026	350.79 $\pm$ 28.31
1019.040 $\pm$ 0.022	1329.00 $\pm$ 25.08	1017.016 $\pm$ 0.024	560.58 $\pm$ 42.85
1020.088 $\pm$ 0.020	1282.51 $\pm$ 50.32	1017.970 $\pm$ 0.020	931.61 $\pm$ 49.23
1021.020 $\pm$ 0.024	941.38 $\pm$ 46.99	1019.204 $\pm$ 0.018	1354.30 $\pm$ 25.21
1021.886 $\pm$ 0.046	620.70 $\pm$ 40.29	1020.102 $\pm$ 0.018	1251.84 $\pm$ 49.67
1027.820 $\pm$ 0.088	126.74 $\pm$ 10.35	1020.974 $\pm$ 0.020	891.48 $\pm$ 45.54
1033.632 $\pm$ 0.150	66.33 $\pm$ 8.57	1021.808 $\pm$ 0.026	606.96 $\pm$ 37.01
1039.476 $\pm$ 0.150	37.92 $\pm$ 6.23	1022.752 $\pm$ 0.046	419.31 $\pm$ 30.91
		1028.332 $\pm$ 0.094	102.38 $\pm$ 9.75
		1034.061 $\pm$ 0.150	54.04 $\pm$ 7.78

Table 3

Cross section of the process  $e^+e^- \rightarrow \phi \rightarrow \pi^+\pi^-\pi^0$  obtained in the analysis [6]. The errors of the cross section are statistical only.

$\sqrt{s}$ , MeV	$\sigma$ , nb	$\sqrt{s}$ , MeV	$\sigma$ , nb
984.020 $\pm$ 0.600	19.01 $\pm$ 2.94	1004.000 $\pm$ 0.600	26.58 $\pm$ 4.26
1010.598 $\pm$ 0.120	61.17 $\pm$ 4.92	1016.076 $\pm$ 0.024	234.66 $\pm$ 15.27
1016.868 $\pm$ 0.022	365.45 $\pm$ 13.70	1017.812 $\pm$ 0.022	494.74 $\pm$ 22.56
1017.538 $\pm$ 0.014	464.25 $\pm$ 14.86	1018.432 $\pm$ 0.016	622.74 $\pm$ 31.47
1018.558 $\pm$ 0.056	613.67 $\pm$ 82.61	1018.578 $\pm$ 0.008	612.83 $\pm$ 18.43
1018.690 $\pm$ 0.020	592.69 $\pm$ 32.47	1018.694 $\pm$ 0.032	613.72 $\pm$ 47.78
1019.256 $\pm$ 0.034	611.44 $\pm$ 25.23	1019.584 $\pm$ 0.012	599.69 $\pm$ 23.83
1019.776 $\pm$ 0.016	557.75 $\pm$ 17.36	1020.632 $\pm$ 0.014	382.04 $\pm$ 12.58
1021.520 $\pm$ 0.020	232.47 $\pm$ 12.83	1022.398 $\pm$ 0.016	158.84 $\pm$ 9.50
1027.460 $\pm$ 0.064	18.98 $\pm$ 1.65	1033.442 $\pm$ 0.200	3.66 $\pm$ 0.62
1039.564 $\pm$ 0.086	.81 $\pm$ 0.20	1059.606 $\pm$ 0.144	.20 $\pm$ 0.20
1004.000 $\pm$ 0.600	35.90 $\pm$ 3.79	1010.434 $\pm$ 0.120	66.65 $\pm$ 4.93
1015.784 $\pm$ 0.024	230.87 $\pm$ 12.91	1016.724 $\pm$ 0.014	339.65 $\pm$ 12.26
1017.654 $\pm$ 0.008	466.54 $\pm$ 11.50	1018.828 $\pm$ 0.010	626.24 $\pm$ 12.33
1019.858 $\pm$ 0.004	528.37 $\pm$ 10.64	1020.732 $\pm$ 0.140	355.90 $\pm$ 24.00
1021.710 $\pm$ 0.100	190.74 $\pm$ 13.57	1023.258 $\pm$ 0.022	104.72 $\pm$ 6.69
1028.122 $\pm$ 0.036	15.00 $\pm$ 1.42	1033.920 $\pm$ 0.056	3.26 $\pm$ 0.57
1039.750 $\pm$ 0.126	0.88 $\pm$ 0.21	1050.092 $\pm$ 0.118	0.10 $\pm$ 0.10
984.000 $\pm$ 0.600	16.43 $\pm$ 2.22	1004.000 $\pm$ 0.600	34.64 $\pm$ 3.86
1010.040 $\pm$ 0.600	59.92 $\pm$ 7.20	1015.512 $\pm$ 0.120	205.71 $\pm$ 14.65
1016.812 $\pm$ 0.100	358.05 $\pm$ 17.39	1017.042 $\pm$ 0.080	352.44 $\pm$ 24.37
1017.756 $\pm$ 0.008	496.77 $\pm$ 11.31	1018.830 $\pm$ 0.010	636.74 $\pm$ 13.67
1019.548 $\pm$ 0.012	597.86 $\pm$ 13.08	1020.070 $\pm$ 0.080	512.23 $\pm$ 62.52
1020.488 $\pm$ 0.010	396.19 $\pm$ 10.98	1021.414 $\pm$ 0.014	212.55 $\pm$ 9.89
1022.516 $\pm$ 0.034	118.91 $\pm$ 7.70	1027.470 $\pm$ 0.040	18.65 $\pm$ 1.47
1033.382 $\pm$ 0.052	3.82 $\pm$ 0.64	1039.416 $\pm$ 0.086	0.52 $\pm$ 0.17
1049.234 $\pm$ 0.122	0.14 $\pm$ 0.14	1059.006 $\pm$ 0.160	0.48 $\pm$ 0.47

Table 4

Cross section of the process  $e^+e^- \rightarrow \phi \rightarrow \eta\gamma$  with subsequent decay  $\eta \rightarrow \gamma\gamma$  obtained in the analysis [7]. The errors of the cross section are statistical only.

$\sqrt{s}$ , MeV	$\sigma$ , nb	$\sqrt{s}$ , MeV	$\sigma$ , nb
1003.91	$1.70 \pm 0.38$	1010.53	$3.76 \pm 0.41$
1015.77	$17.27 \pm 0.76$	1016.77	$25.39 \pm 0.69$
1016.91	$27.68 \pm 1.24$	1017.61	$34.97 \pm 0.81$
1017.77	$37.58 \pm 1.12$	1018.58	$54.11 \pm 1.47$
1018.83	$53.66 \pm 0.76$	1019.50	$54.60 \pm 1.09$
1019.84	$54.70 \pm 1.85$	1020.62	$39.41 \pm 0.76$
1021.54	$24.94 \pm 0.91$	1022.79	$13.66 \pm 0.66$
1027.67	$2.74 \pm 0.38$	1033.67	$0.96 \pm 0.36$
1039.59	$0.46 \pm 0.33$	1049.80	$0.13 \pm 0.33$

Table 5

Contributions to the systematic errors of  $\phi \rightarrow K^+K^-$  and  $\phi \rightarrow K_LK_S$  cross sections. Common contributions of both errors are denoted with  $\star$ .

Source	$K^+K^-$	$K_LK_S$
Luminosity measurement $\star$	1.0	1.0
Radiative corrections $\star$	0.5	0.5
Selection criteria	1.6	1.2
Trigger efficiency	1.0	0.5
Background shape	0.4	0.3
Uncertainty in energy spread	0.2	0.2
Total	2.2	1.7

Table 6

Contributions to the systematic error of  $\phi \rightarrow \pi^+\pi^-\pi^0$  and  $\phi \rightarrow \eta\gamma$  cross sections. Common contributions of both errors are denoted with  $\star$ .

Source	$\pi^+\pi^-\pi^0$	$\eta\gamma$
Luminosity measurement $\star$	2	2
Radiative corrections $\star$	1	1
Selection criteria	-	4
Trigger efficiency	1	2
Simulation statistic	0.4	-
Background subtraction	0.3	3
$\pi^0$ reconstruction		
efficiency	0.4	-
Model uncertainty	-	0.1
Total	2.5	5.6