

Chirality-dependent phonon-limited resistivity in graphenes

Hongki Min, E. H. Hwang, and S. Das Sarma
*Condensed Matter Theory Center,
 Department of Physics, University of Maryland,
 College Park, Maryland 20742, USA*

(Dated: March 31, 2019)

We develop a theory for the temperature and density dependence of phonon-limited resistivity $\rho(T)$ in bilayer and multilayer graphene, and compare with the corresponding monolayer result. For the unscreened case, we find $\rho = CT$ with $C \propto v_F^{-2}$ in the high-temperature limit, and $\rho = AT^4$ with $A \propto v_F^{-2}k_F^{-3}$ in the low-temperature Bloch-Grüneisen limit, where v_F and k_F are Fermi velocity and Fermi wavevector, respectively. If screening effects are taken into account, $\rho = CT$ in the high-temperature limit with a renormalized C which is a function of the screening length, and $\rho \approx AT^6$ in the low-temperature limit with $A \propto k_F^{-5}$ but independent of v_F . These relations hold in general with v_F and a chiral factor in C determined by the specific chiral band structure for a given density.

The hallmark, indeed the universally used definition, of a metal is its phonon-scattering induced resistivity with increasing temperature. Understanding, and if possible, controlling the electron-phonon interaction is thus one of the most important fundamental physical problems in any new electronic material. Since electron-phonon coupling typically controls the room-temperature resistivity of all metals (and doped semiconductors), the study of phonon-limited resistivity is also crucial for technological applications. In this Letter we study theoretically the electron-phonon interaction induced resistivity in graphene of *arbitrary* layer thickness (including monolayer, bilayer, and multilayer graphene), finding a number of new experimentally testable results of considerable importance. In particular, we predict that the phonon-induced graphene resistivity eventually goes as T^6 at low enough temperatures and that chirality has a subtle quantitative effect on the high-temperature linear-in- T resistivity.

When the phonon energy ($\hbar\omega_q$) is much lower than the Fermi energy (ε_F), i.e. $\hbar\omega_q \ll \varepsilon_F$, the scattering of electrons from acoustic phonons can be divided by two regimes: $T < T_{BG}$ and $T > T_{BG}$. The characteristic temperature T_{BG} is known as the Bloch-Grüneisen (BG) temperature and is defined as $k_B T_{BG} = 2\hbar v_{ph} k_F$, where k_F and v_{ph} are the Fermi wavevector and the sound velocity, respectively [1]. For $T > T_{BG}$, the number of phonons increases linearly with temperature and so does the resistivity limited by electron-phonon scattering, $\rho \propto T$. This behavior in graphene has been observed experimentally [2–4]. In theoretical work [5] it is found that the temperature dependent resistivity of monolayer graphene in BG regime is given by $\rho \propto T^4$. In a recent careful measurement of the temperature dependent resistivity of a high density graphene [6], a smooth transition of the resistivity from a linear T dependence to a T^4 dependence is observed as the temperature decreases below T_{BG} . The measured resistivity in Ref. [6] is the first explicit observation of BG behavior in two-dimensional (2D) systems. Graphene may be an ideal system to observe the BG behavior because at relatively high densities ($n > 10^{13}$

cm^{-2}), $T_{BG} > 200$ K and the other extrinsic scatterings are severely suppressed [1]. Our current work, however, shows that when screening of the electron-phonon interaction is appropriately included in the theory, as it should be, the low- T BG behavior of graphene resistivity should obey a T^6 power law in contrast to the T^4 law [5].

Motivated by the recent measurement of BG behavior of phonon limited resistivity [6] we investigate the intrinsic transport properties of bilayer and multilayer graphene as limited by phonon scattering using Boltzmann transport theory in the case of $k_B T \ll \varepsilon_F$. i.e. high-density systems. In this paper, we consider only the longitudinal acoustic phonons because other phonon modes are negligible in the temperature range of our interest [5].

From the Boltzmann transport theory, the energy-dependent relaxation time $\tau(\varepsilon_{\mathbf{k}})$ is given by

$$\frac{1}{\tau(\varepsilon_{\mathbf{k}})} = \int \frac{d^2 k'}{(2\pi)^2} W_{\mathbf{k}, \mathbf{k}'} (1 - \cos \phi_{\mathbf{k}\mathbf{k}'}) \frac{1 - f(\varepsilon_{\mathbf{k}'})}{1 - f(\varepsilon_{\mathbf{k}})} \quad (1)$$

where $W_{\mathbf{k}, \mathbf{k}'}$ and $\phi_{\mathbf{k}\mathbf{k}'}$ are the scattering probability and scattering angle between \mathbf{k} and \mathbf{k}' states, respectively. For the electron-longitudinal acoustic phonon interaction, $W_{\mathbf{k}, \mathbf{k}'}$ has the following form:

$$W_{\mathbf{k}, \mathbf{k}'} = \frac{2\pi}{\hbar} \frac{|C(q)|^2}{\varepsilon^2(q)} \Delta(\varepsilon_{\mathbf{k}}, \varepsilon_{\mathbf{k}'}) F(q), \quad (2)$$

where $q = |\mathbf{k} - \mathbf{k}'|$, $F(q)$ is the chiral factor defined by the square of the wavefunction projection between \mathbf{k} and \mathbf{k}' states, and $\varepsilon(q)$ is a dielectric function. $C(q)$ is the matrix element for acoustic phonon scattering given by

$$|C(q)|^2 = \frac{D^2 \hbar q}{2\rho_m v_{ph}}, \quad (3)$$

and $\Delta(\varepsilon, \varepsilon')$ is given by [5]

$$\Delta(\varepsilon, \varepsilon') = N_q \delta(\varepsilon - \varepsilon' + \hbar\omega_q) + (N_q + 1) \delta(\varepsilon - \varepsilon' - \hbar\omega_q), \quad (4)$$

where D is the acoustic phonon deformation potential, ρ_m is the graphene mass density, $N_q = (e^{\beta\hbar\omega_q} - 1)^{-1}$ is

the phonon occupation number and $\beta = 1/(k_B T)$. Note that the first and second terms in Eq. (4) correspond to absorption and emission of phonons, respectively.

For a degenerate system ($k_B T \ll \varepsilon_F$), all the scattering events take place in a thin shell around the Fermi circle and $q = |\mathbf{k} - \mathbf{k}'|$ becomes $q = 2k_F \sin(\phi/2)$. It can be shown that the averaged inverse relaxation time over energy is given by [5]

$$\frac{1}{\langle \tau \rangle} = \frac{2\pi}{\hbar} \nu(\varepsilon_F) |C(k_F)|^2 I \quad (5)$$

where $\nu(\varepsilon_F)$ is the density of states per spin and valley at the Fermi energy ε_F and

$$I = \int \frac{d\phi}{2\pi} \frac{F(q)(1 - \cos \phi)}{e^2(q)} \frac{2q}{k_F} \beta \hbar \omega_q N_q (N_q + 1). \quad (6)$$

Then, the conductivity in 2D system is given by

$$\sigma = g_s g_v e^2 \nu(\varepsilon_F) \frac{v_F^2}{2} \langle \tau \rangle = g_s g_v \left(\frac{e^2}{h} \right) \left(\frac{\hbar \rho_m v_{ph} v_F^2}{D^2 k_F I} \right), \quad (7)$$

and corresponding resistivity is $\rho = \sigma^{-1}$, where v_F is the Fermi velocity defined by $v_F = \left. \frac{d\varepsilon}{\hbar dk} \right|_{\varepsilon=\varepsilon_F}$, g_s and g_v are spin and valley degeneracy factors, respectively.

The dielectric function $\epsilon(q)$ takes into account the screening effect at wavevector q . Within random phase approximation, $\epsilon(q) = 1 + q_s(q)/q$, where $q_s(q)$ is the screening wavelength [7]. In our temperature range, we can approximate $q_s(q) \approx q_{TF}$ where q_{TF} is the 2D Thomas-Fermi screening wavevector defined by $q_{TF} = g_s g_v \alpha_{gr} (v/v_F) k_F$ where $\alpha_{gr} = e^2/(\epsilon \hbar v)$, ϵ is the effective dielectric constant and v is the monolayer in-plane velocity [7]. In 2D, the strength of screening is determined by the parameter $q_0 = q_{TF}/k_F$ [1]. Unscreened (strong screening) limit corresponds to $q_0 \rightarrow 0$ ($q_0 \gg 1$). Since $q_0 \propto \alpha_{gr}$, $\alpha_{gr} = 0$ indicates the unscreened case, while in the strong screening limit, $\alpha_{gr} \gg 1$.

By setting $x = q/(2k_F) = \sin(\phi/2)$, Eq. (6) can be reduced to

$$I = \frac{16}{\pi} \int_0^1 dx \frac{F(2k_F x)}{\sqrt{1-x^2}} \frac{z_{BG} x^4 e^{z_{BG} x}}{(1+x_{TF}/x)^2 (e^{z_{BG} x} - 1)^2}, \quad (8)$$

where $x_{TF} = q_{TF}/(2k_F)$ and $z_{BG} = T_{BG}/T$.

In the high-temperature limit ($T \gg T_{BG}$), Eq. (8) becomes $I \approx z_\infty/z_{BG}$ where

$$z_\infty = \frac{16}{\pi} \int_0^1 dx \frac{x^4 F(2k_F x)}{\sqrt{1-x^2} (x+x_{TF})^2}, \quad (9)$$

thus the resistivity becomes $\rho \approx CT$ where

$$C = \frac{\pi D^2 k_B z_\infty}{g_s g_v e^2 \hbar \rho_m v_{ph}^2 v_F^2}. \quad (10)$$

Note that in the high-temperature limit, all phonons are thermally excited giving the linear T dependence of the resistivity. Eq. (9) contains the chiral factor F , thus C

depends on the chiral properties of wavefunctions. The screening effect enters only in the integration factor of z_∞ , thus does not change the temperature dependence qualitatively. Note that in the unscreened case ($\alpha_{gr} = 0$), $C \propto v_F^{-2}$, while in the strong screening limit ($\alpha_{gr} \gg 1$), $z_\infty \propto v_F^2$, thus $C \propto v_F^0$, independent of v_F and density.

Next, we consider the low temperature limit ($T \ll T_{BG}$). In the unscreened case, after setting $y = z_{BG} x$, Eq. (8) becomes

$$I \approx \frac{16}{\pi z_{BG}^4} \int_0^\infty dy \frac{y^4 e^y}{(e^y - 1)^2} = \frac{16 \cdot 4! \zeta(4)}{\pi z_{BG}^4}, \quad (11)$$

where $\zeta(s)$ is the Riemann-zeta function and $F(0) = 1$ was used. Thus, the resistivity becomes $\rho \approx AT^4$ where

$$A = \frac{2 \cdot 4! \zeta(4) D^2 k_B^4}{g_s g_v e^2 \hbar^4 \rho_m v_{ph}^5 v_F^2 k_F^3} \propto v_F^{-2} k_F^{-3}. \quad (12)$$

Note that A is independent of the chiral factor F due to the small angle electron-phonon scattering. The T^4 dependence of the resistivity arises from phase space limitations for electron-phonon scattering as phonons of wavevector $2k_F$ are no longer thermally excited. The transition from T and T^4 dependence occurs around $T \approx T_{BG}$.

In the screened case, Eq. (8) becomes

$$I \approx \frac{16}{\pi x_{TF}^2 z_{BG}^6} \int_0^\infty dy \frac{y^6 e^y}{(e^y - 1)^2} = \frac{16 \cdot 6! \zeta(6)}{\pi x_{TF}^2 z_{BG}^6}, \quad (13)$$

thus the resistivity in the low-temperature limit becomes $\rho \approx AT^6$ where

$$A = \frac{2 \cdot 6! \zeta(6) D^2 k_B^6}{(g_s g_v)^3 e^6 \hbar^4 \rho_m v_{ph}^7 k_F^5} \propto k_F^{-5}. \quad (14)$$

Note that compared to the unscreened case in Eq. (12), A depends on k_F but not on v_F , and is thus independent of a specific band structure for a given k_F or density.

The theory developed so far is valid for a general 2D electron system in the case of $k_B T \ll \varepsilon_F$, thus if we know the Fermi velocity v_F and the chiral factor $F(q)$, analytic expressions of the coefficients A and C can be obtained from Eqs. (10), (12) and (14). Note that for monolayer graphene, $v_F = v$ and $F(q) = (1 + \cos \phi)/2$ with $q = 2k_F \sin(\phi/2)$, whereas for bilayer graphene,

$$v_F = v \frac{\hbar v k_F}{\sqrt{(t_\perp/2)^2 + (\hbar v k_F)^2}} = v \sqrt{1 - \eta^2}, \quad (15)$$

and the chiral factor for low energy band is

$$F(q) = \frac{1}{4} [1 - \eta + (1 + \eta) \cos \phi]^2, \quad (16)$$

where $\eta = 1/\sqrt{1 + n/n_0}$, $n = k_F^2/\pi$, $n_0 = k_0^2/\pi$ and $\hbar v k_0 = t_\perp/2$.

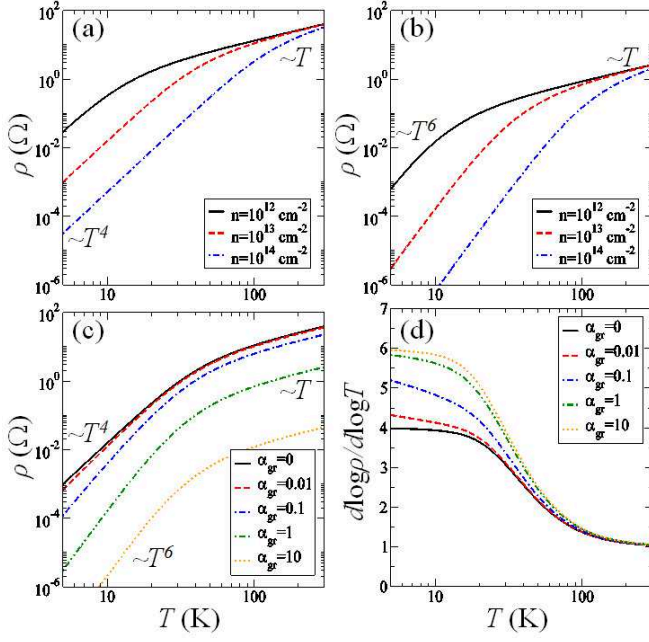


FIG. 1. Acoustic phonon-limited resistivity of monolayer graphene as a function of temperature for (a) $\alpha_{\text{gr}} = 0$ with several densities, (b) $\alpha_{\text{gr}} = 1$ with several densities, (c) $n = 10^{13} \text{ cm}^{-2}$ with several α_{gr} , and (d) the logarithmic derivatives of (c).

Thus, for monolayer graphene, we get

$$C_{\text{MLG}}(\alpha_{\text{gr}} = 0) = \frac{\pi D^2 k_{\text{B}}}{g_{\text{s}} g_{\text{v}} e^2 \hbar \rho_{\text{m}} v_{\text{ph}}^2 v^2} \propto n^0, \quad (17)$$

$$C_{\text{MLG}}(\alpha_{\text{gr}} \gg 1) = \frac{2\pi \hbar D^2 k_{\text{B}}}{(g_{\text{s}} g_{\text{v}})^3 e^6 \rho_{\text{m}} v_{\text{ph}}^2} \propto n^0,$$

$$A_{\text{MLG}}(\alpha_{\text{gr}} = 0) = \frac{2 \cdot 4! \zeta(4) D^2 k_{\text{B}}^4}{g_{\text{s}} g_{\text{v}} e^2 \hbar^4 \rho_{\text{m}} v_{\text{ph}}^5 v^2 k_{\text{F}}^3} \propto n^{-3/2},$$

$$A_{\text{MLG}}(\alpha_{\text{gr}} \neq 0) = \frac{2 \cdot 6! \zeta(6) D^2 k_{\text{B}}^6}{(g_{\text{s}} g_{\text{v}})^3 e^6 \hbar^4 \rho_{\text{m}} v_{\text{ph}}^7 k_{\text{F}}^5} \propto n^{-5/2}$$

and for bilayer graphene,

$$C_{\text{BLG}}(\alpha_{\text{gr}} = 0) = \frac{1 - 2\eta + 5\eta^2}{2(1 - \eta^2)} C_{\text{MLG}}(\alpha_{\text{gr}} = 0), \quad (18)$$

$$C_{\text{BLG}}(\alpha_{\text{gr}} \gg 1) = \frac{3 - 10\eta + 35\eta^2}{8} C_{\text{MLG}}(\alpha_{\text{gr}} \gg 1),$$

$$A_{\text{BLG}}(\alpha_{\text{gr}} = 0) = \frac{1}{1 - \eta^2} A_{\text{MLG}}(\alpha_{\text{gr}} = 0),$$

$$A_{\text{BLG}}(\alpha_{\text{gr}} \neq 0) = A_{\text{MLG}}(\alpha_{\text{gr}} \neq 0),$$

where MLG and BLG stand for monolayer graphene and bilayer graphene, respectively.

Note that in the low-density limit ($n \ll n_0$ or $\eta \approx 1$), it can be shown that the 4-band bilayer results obtained here approach the 2-band low-energy bilayer results. In the high-density limit ($n \gg n_0$ or $\eta \approx 0$), 4-band bilayer A_{BLG} approaches the monolayer A_{MLG} , while corresponding C_{BLG} does *not* approach the monolayer C_{MLG} .

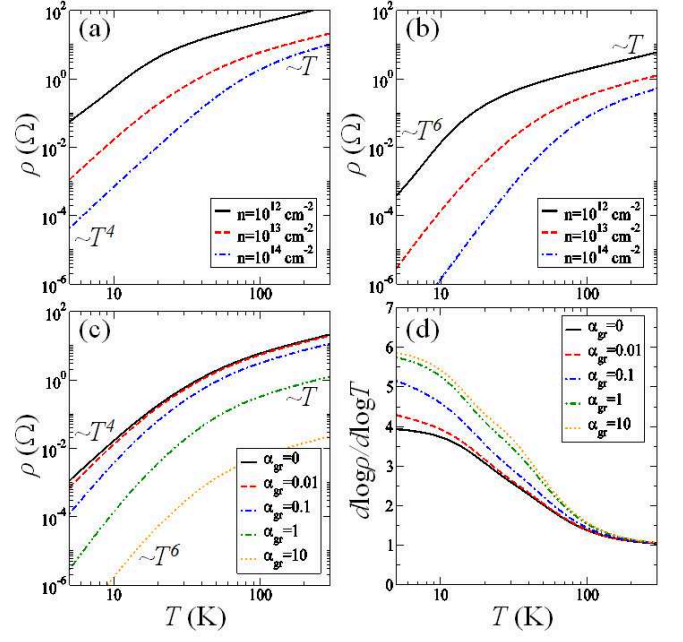


FIG. 2. Acoustic phonon-limited resistivity of bilayer graphene as a function of temperature for (a) $\alpha_{\text{gr}} = 0$ with several densities, (b) $\alpha_{\text{gr}} = 1$ with several densities, (c) $n = 10^{13} \text{ cm}^{-2}$ with several α_{gr} , and (d) the logarithmic derivatives of (c).

The reason for the discrepancy in C between monolayer and 4-band bilayer results in the high-density limit is that in bilayer graphene, the chiral factor with the interlayer hopping $t_{\perp} = 0$ cannot be obtained from the limit $t_{\perp} \rightarrow 0$ because wavefunctions involved in the two cases are different, though the energy spectra become similar. Note that the coefficient A is independent of the chiral factor due to the small angle scattering, thus monolayer and bilayer results converge in high enough density.

For numerical calculations, we use $\rho_{\text{m}} = 7.6 \times 10^8 \text{ g/cm}^2$, $v_{\text{ph}} = 2.6 \times 10^6 \text{ cm/s}$ and $D = 25 \text{ eV}$ for phonons, and the nearest-intralayer hopping $t = 3 \text{ eV}$ and nearest-interlayer hopping $t_{\perp} = 0.3 \text{ eV}$. For simplicity, other remote hopping terms are neglected keeping rotational symmetry in the energy spectrum.

Figures 1(a) and (b) show the longitudinal acoustic phonon-limited resistivity of monolayer graphene as a function of temperature for unscreened case ($\alpha_{\text{gr}} = 0$) and screened case with $\alpha_{\text{gr}} = 1$, respectively, for several densities. For the unscreened case, the resistivity increases as $\rho \sim T^4$ at low temperatures and $\rho \sim T$ at high temperatures, while for the screened case, $\rho \sim T^6$ at low temperatures and $\rho \sim T$ at high temperatures. The transition occurs around T_{BG} , which is given by 70.4, 222.6 and 583.6 K for $n = 10^{12}, 10^{13}$ and 10^{14} cm^{-2} , respectively. Figures 1(c) and (d) show the temperature dependence of resistivity at $n = 10^{13} \text{ cm}^{-2}$ for different α_{gr} values and their logarithmic derivatives, respectively. As α_{gr} increases from 0, the low temperature power changes

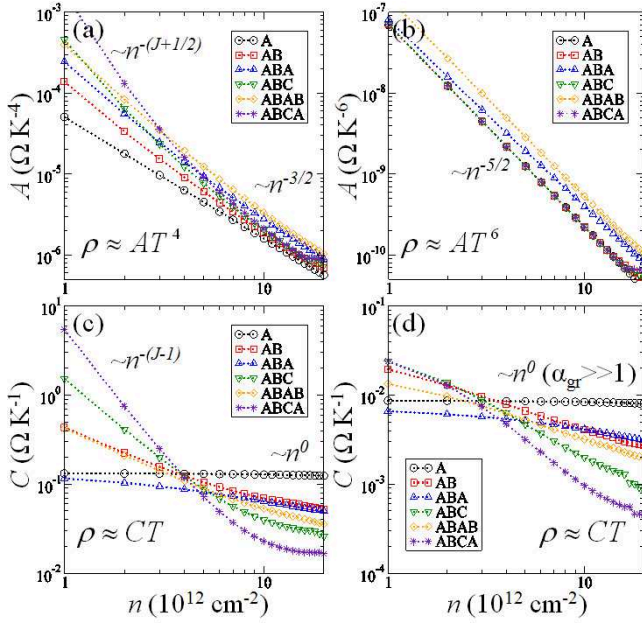


FIG. 3. Density dependence of (a) A for $\alpha_{\text{gr}} = 0$, (b) A for $\alpha_{\text{gr}} = 1$, (c) C for $\alpha_{\text{gr}} = 0$, and (d) C for $\alpha_{\text{gr}} = 1$ with different stacking sequences.

from 4 and approaches to 6, as shown in Fig. 1(d). Bilayer graphene results show very similar behavior, as illustrated in Fig. 2, except that the density dependence of the coefficients A and C are qualitatively different from the monolayer case, as expected from Eq. (18).

Let us now consider the density dependence of the coefficients A and C in a general multilayer graphene system. At low energies or equivalently at low densities, arbitrarily stacked multilayer graphene is described by a superposition of pseudospin doublets [8], as summarized in Tab. I. Thus each pseudospin doublet contributes to the density dependence of the coefficients at low densities. At high energies or equivalently at high densities, interlayer coupling becomes negligible and energy band structure looks like that of monolayer graphene, thus the density dependence will follow that of monolayer graphene.

TABLE I. Chirality decomposition for periodic AB and ABC stacking up to $N = 4$ layer stacks [8]. Here we have arbitrarily labeled the first two layers starting from the bottom as A and B.

stacking	chirality	stacking	chirality	stacking	chirality
A	1	ABA	$1\oplus 2$	ABAB	$2\oplus 2$
AB	2	ABC	3	ABCA	4

First, consider the density dependence of A at low densities (but still assuming in $k_{\text{B}}T \ll \varepsilon_{\text{F}}$ limit). Note that for J -chiral system, $\varepsilon_k \propto k^J$, thus $v_{\text{F}} \propto k_{\text{F}}^{J-1}$. From

Eq. (12) and Eq. (14),

$$\begin{aligned} A(\alpha_{\text{gr}} = 0) &\propto v_{\text{F}}^{-2} k_{\text{F}}^{-3} \propto n^{-(J+1/2)}, \\ A(\alpha_{\text{gr}} \neq 0) &\propto k_{\text{F}}^{-5} \propto n^{-5/2}. \end{aligned} \quad (19)$$

Thus, at low densities, for the unscreened case ($\alpha_{\text{gr}} = 0$), A has different density dependence depending on the chirality while for the screened case ($\alpha_{\text{gr}} \neq 0$), A has the same density dependence, irrespective of the chirality.

Figure 3(a) and (b) show the density dependence of the coefficient A for the unscreened case and screened case with $\alpha_{\text{gr}} = 1$, respectively, for periodic stackings up to $N = 4$ layer stacks. The numerical results agree with the preceding analysis. Note that for AB and ABAB stackings, multiple bands contribute to the resistivity even at low densities, thus A for these stackings does not collapse to the monolayer A at high densities.

Next, consider the density dependence of C . From Eq. (10),

$$\begin{aligned} C(\alpha_{\text{gr}} = 0) &\propto v_{\text{F}}^{-2} \propto n^{-(J-1)}, \\ C(\alpha_{\text{gr}} \gg 1) &\propto v_{\text{F}}^0 \propto n^0. \end{aligned} \quad (20)$$

Thus, at low densities, for the unscreened case ($\alpha_{\text{gr}} = 0$), C has different density dependence depending on the chirality while in the strong screening limit ($\alpha_{\text{gr}} \gg 1$), C is independent of density, irrespective of the chirality. Note that for monolayer graphene, C remains constant with density for both unscreened and screened cases because $v_{\text{F}} = v$ is constant in Eq. (10).

Figure 3(c) and (d) show the density dependence of the coefficient C for the unscreened case and screened case with $\alpha_{\text{gr}} = 1$, respectively, for periodic stackings up to $N = 4$ layer stacks. The numerical results agree with the preceding analysis. Note that at high densities, density dependence of C becomes weaker following the density dependence of monolayer, even though α_{gr} is not in the strong screening limit. Also note that kink structures appear at a density when multiple bands begin to contribute in a multilayer stack.

Even though the phonon parameters of graphene are well defined, there is uncertainty about the value of the deformation potential D [3, 6, 9]. The results of this paper can be applied to extract the proper value of the graphene deformation potential. To get the correct value, however, it is crucial to know the significance of screening in electron-phonon scattering. Once screening is included, the larger value for D is required to match the result compared with that without screening. Since two approaches give rise to the same linear-in- T resistivity at high temperatures, it is hard to get the correct value of deformation potential by considering only the high-temperature result.

At low temperatures (BG regime), however, the temperature dependence of the resistivity strongly depends on screening, i.e. α_{gr} , and the inclusion of screening modifies the behavior of $\rho(T)$ from T^4 to T^6 . In this sense, the recent experimental observation of resistivity at BG regime, $\rho \propto T^4$ instead of $\rho \propto T^6$ around 10

K [6] indicates superficially the absence of screening in the effective electron-phonon interaction. This is, however, strange since the screened coupling should be the appropriate interaction in an electron liquid. It is possible, however, that screening is weak simply due to a very high dielectric substrate ($\alpha_{gr} \ll 1$), thus at lower temperatures the power-law behavior eventually becomes $\rho \sim T^6$, as demonstrated in Figs. 1(d) or 2(d). Based on the current experimental status the role of screening is

not clear, thus it is required to measure the temperature dependence of resistivity in BG regime on a substrate with a low dielectric constant. We suggest that the observed BG temperature exponent of 4 in Ref. 6 is simply an effective exponent which will increase to an exponent of 6 in the asymptotic $T \ll T_{BG}$ temperature regime. Authors thank D. K. Efetov and P. Kim for helpful discussion. The work is supported by the NRI-SWAN and US-ONR.

-
- [1] S. Das Sarma, S. Adam, E. H. Hwang, and E. Rossi, arXiv:1003.4731 (Rev. Mod. Phys., in press).
- [2] C. L. Kane, E. J. Mele, R. S. Lee, J. E. Fischer, P. Petit, H. Dai, A. Thess, R. E. Smalley, A. R. M. Verschueren, S. J. Tans, and C. Dekker, Europhys. Lett. **41**, 683 (1998).
- [3] J. H. Chen, C. Jang, S. D. Xiao, M. Ishigami, and M. S. Fuhrer, Nature Nanotech. **3**, 206-209 (2008).
- [4] K. Zou, X. Hong, D. Keefer, and Jun Zhu, Phys. Rev. Lett. **105**, 126601 (2010).
- [5] E. H. Hwang and S. Das Sarma, Phys. Rev. B **77**, 115449 (2008).
- [6] Dmitri K. Efetov and Philip Kim, arXiv:1009.2988 (Phys. Rev. Lett., in press).
- [7] E. H. Hwang and S. Das Sarma, Phys. Rev. B **75**, 205418 (2007).
- [8] Hongki Min and A. H. MacDonald, Phys. Rev. B **77**, 155416 (2008).
- [9] G. Pennington and N. Goldsman, Phys. Rev. B **68**, 045426 (2003).