

Reaction Networks For Interstellar Chemical Modelling: Improvements and Challenges

V. Wakelam · I.W.M. Smith · E. Herbst ·
J. Troe · W. Geppert · H. Linnartz · K.
Öberg · E. Roueff · M. Agúndez · P.
Pernot · H. M. Cuppen · J. C. Loison · D.
Talbi

Received: date / Accepted: date

V. Wakelam
Université de Bordeaux, Observatoire Aquitain des Sciences de l'Univers, BP 89, F-33271
Floirac Cedex, France
CNRS, UMR 5804, Laboratoire d'Astrophysique de Bordeaux, BP 89, F-33271 Floirac Cedex,
France
E-mail: wakelam@obs.u-bordeaux1.fr

I. W. M. Smith
University Chemical Laboratories, Lensfield Road, Cambridge CB2 1EW, UK

E. Herbst
Departments of Physics, Astronomy, and Chemistry, The Ohio State University, Columbus,
OH 43210 USA

J. Troe
Institut für Physikalische Chemie, Universitt Gttingen, Tammannstr. 6, D-37077 Gttingen,
Germany and Max-Planck-Institut für
Biophysikalische Chemie, Am Fassberg 11, D-37077 Gttingen, Germany

W. Geppert
Department of Physics, University of Stockholm, Roslagstullbacken 21, S-10691 Stockholm

H. Linnartz
Sackler Laboratory for Astrophysics, Leiden Observatory, University of Leiden, P.O. Box 9513,
NL 2300 RA Leiden, The Netherlands

K. Öberg
Harvard-Smithsonian Center for Astrophysics, 60 Garden Street, MS 42 Cambridge, MA 02138
Sackler Laboratory for Astrophysics, Leiden Observatory, University of Leiden, P.O. Box 9513,
NL 2300 RA Leiden, The Netherlands

E. Roueff
LUTH, UMR 8102 CNRS, Universit Paris 7 and Observatoire de Paris, Place J. Janssen, 92195
Meudon, France

M. Agúndez
LUTH, Observatoire de Paris-Meudon, 5 Place Jules Janssen, 92190 Meudon, France

P. Pernot
Univ Paris-Sud, Laboratoire de Chimie Physique, UMR 8000, Orsay, F-91405
CNRS, Orsay, F-91405

H. M. Cuppen
Sackler Laboratory for Astrophysics, Leiden Observatory, University of Leiden, P.O. Box 9513,
NL 2300 RA Leiden, The Netherlands

Abstract We survey the current situation regarding chemical modelling of the synthesis of molecules in the interstellar medium. The present state of knowledge concerning the rate coefficients and their uncertainties for the major gas-phase processes – ion-neutral reactions, neutral-neutral reactions, radiative association, and dissociative recombination – is reviewed. Emphasis is placed on those key reactions that have been identified, by sensitivity analyses, as ‘crucial’ in determining the predicted abundances of the species observed in the interstellar medium. These sensitivity analyses have been carried out for gas-phase models of three representative, molecule-rich, astronomical sources: the cold dense molecular clouds TMC-1 and L134N, and the expanding circumstellar envelope IRC +10216. Our review has led to the proposal of new values and uncertainties for the rate coefficients of many of the key reactions. The impact of these new data on the predicted abundances in TMC-1 and L134N is reported. Interstellar dust particles also influence the observed abundances of molecules in the interstellar medium. Their role is included in gas-grain, as distinct from gas-phase only, models. We review the methods for incorporating both accretion onto, and reactions on, the surfaces of grains in such models, as well as describing some recent experimental efforts to simulate and examine relevant processes in the laboratory. These efforts include experiments on the surface-catalysed recombination of hydrogen atoms, on chemical processing on and in the ices that are known to exist on the surface of interstellar grains, and on desorption processes, which may enable species formed on grains to return to the gas-phase.

Keywords Astrochemistry · Reaction Rate Coefficients · Gas-Phase Chemistry · Grain-Surface Chemistry · Chemical Modelling · Uncertainty Propagation · Sensitivity Analysis

1 Introduction

One of the major challenges in the field of astrochemistry is to understand fully the synthetic mechanisms that are responsible for the gaseous molecules that have been observed in the interstellar medium (ISM). Table 1 lists the molecules that have been definitely identified in the ISM, principally by observing spectra of two kinds: (i) transitions between rotational levels observed in emission using ground-based telescopes that are sensitive at millimetre wavelengths, and (ii) transitions between vibrational levels observed in absorption at infrared wavelengths. Because of absorption in the Earth’s atmosphere, many of the latter observations have been made with instruments mounted on satellites, such as the Infrared Space Observatory (ISO) and the Spitzer Space Telescope, which are also able to detect ices such as water ice on cold interstellar dust particles. Recent discoveries from the Herschel satellite have also been included. A large fraction, but by no means all, of the molecules listed in Table 1 are detected in the cold cores of dense interstellar clouds (ISCs) where, despite their name, the molecular density is quite low by terrestrial standards. The dominant gas-phase molecule in these

J.-C. Loison
Institut des Sciences Moléculaires, CNRS UMR 5255, Université Bordeaux I, 33405 Talence
cedex, France

D. Talbi
Université Montpellier II - GRAAL, CNRS - UMR 5024, place Eugène Bataillon, 34095 Mont-
pellier, France

sources is molecular hydrogen, with the second-most abundant molecule, CO, down in abundance by a factor of 10^4 . The high relative concentration of molecular hydrogen is due both to an efficient formation mechanism from hydrogen atoms on interstellar dust particles and the fact that hydrogen is the most abundant element in the universe.

As well as being used to identify molecules that are present in the ISM, these spectroscopic observations can be used to estimate the abundances of the observed molecules, usually expressed as abundances relative to that of molecular hydrogen. The analysis of the rotational emission spectra is non-trivial due to complications such as heterogeneity of physical conditions in the source, the possibility of optical thickness in the spectral lines, and the fact that the analysis leads directly only to a column density along the line of sight in the upper (emitting) rotational level (Herbst and van Dishoeck 2009). Converting this column density to a fractional abundance is itself a non-trivial matter since it is difficult to study molecular hydrogen, because it is non-polar. The resulting fractional abundances are then typically uncertain to at least a factor of ~ 3 .

Just as in atmospheric chemistry, attempts to further improve our understanding of how interstellar molecules are created in the observed abundances (that are estimated) involve two other interconnected kinds of scientific endeavor: (i) the construction of chemical models, which utilise large networks of elementary chemical and some physical processes, and (ii) experimental and theoretical efforts to obtain the information about these processes which is required as input to the models. Of primary importance are the coefficients which describe the intrinsic rate of all the elementary processes in the model, as well as the products of these processes. To define a rate coefficient, consider the process in which C atoms and H₂ molecules radiatively combine to yield CH₂. The loss of carbon atoms can be expressed by the differential equation:

$$-d[C]/dt = k_{\text{RA}}[C][\text{H}_2] \quad (1)$$

Here, k_{RA} is the rate coefficient for radiative association, and $[C]$ and $[\text{H}_2]$ are the instantaneous concentrations of C atoms and H₂ molecules. Concentrations are usually given in cm^{-3} . Consequently, the units of k_{RA} and of the rate coefficients for all “second-order” processes are $\text{cm}^3 \text{s}^{-1}$. The values of rate coefficients generally depend on temperature and in astrochemical compilations it is usual to express the temperature-dependence of each rate coefficient by stating the values of three parameters α , β and γ , where

$$k(T) = \alpha(T/300)^\beta \exp(-\gamma/T) \quad (2)$$

However, only rarely is there sufficient experimental or theoretical information available to express the temperature-dependence of $k(T)$ with much confidence. For instance, models often rely on extrapolations of $k(T)$ out of its measurement range, which incurs very large uncertainties (Hébrard et al. 2009).

The level of success of the models is tested by comparing the predicted molecular abundances with those derived from the spectroscopic observations. Despite some successes, the discrepancies that are found are frequently very large: greater than an order of magnitude. Of course, it must be recognized that both the predicted and observed abundances are uncertain. One recent development has been the attempt to quantify the size of the uncertainties in the predicted abundances by Monte Carlo methods, as discussed later in this article. Clearly, this procedure, along with estimates of the uncertainty in abundances derived from the spectroscopic observations, allows one to

decide whether or not a particular discrepancy between observed and predicted abundances is significant. A second development has been the use of models to identify 'key' processes in the network; that is, elementary reactions which strongly influence the predicted abundances of one or more observed species and their precision (Wakelam et al. 2005, 2006; Vasyunin et al. 2008; Wakelam et al. 2009). At least, in principle, this information should encourage experimentalists and theoreticians to concentrate their efforts on reactions that are astrochemically crucial.

The present review has its origins in a program supported by the International Space Science Institute in Bern, Switzerland. The authors of the current paper, along with some others whose contributions are acknowledged at the end of this article, held two meetings to discuss the current state-of-knowledge in respect of the synthesis of interstellar molecules. Some emphasis was placed on the importance of not only identifying the key astrochemical reactions, making the best possible estimates of their rate coefficients, but also of trying to quantify the uncertainties associated with these estimates so that some confidence could be placed in the significance of any disagreements between observed and predicted abundances. These efforts took place in parallel with a second related one: the development of a new database for astrochemistry, named KIDA (Kinetic Database for Astrochemistry) which is now opened to the community : <http://kida.obs.u-bordeaux1.fr/>. Although estimates of uncertainties have been given in previous databases (e.g., Umist Database for Astrochemistry, UDfA <http://www.udfa.net>), KIDA goes further in that, for each key reaction, the entry includes a data sheet that gives reasons for the recommended value of the rate coefficient and its uncertainty, as well as references to any experimental and theoretical work on the reaction.

2 History of chemical modeling

Chemical modeling of sources in the ISM began in the 1950's following the detection of CH, CN and CH^+ via narrow absorption lines towards bright stars. In a landmark paper, Bates and Spitzer (1951) discussed quantitatively the density of molecules in interstellar space. Radiative association reactions, dissociative recombination (see Section 3), and photodissociation and photoionization processes were emphasized, resulting in a reasonable (if ultimately incorrect) explanation for the presence of CH^+ , but with questions concerning the formation of CH. About 10 years later, McCrea and McNally (1960) investigated the possibility of molecular formation by surface reactions on interstellar dust grains, focusing on H_2 , which had not yet been detected at that time, and CH.

The detection of the Λ doubling transition of OH at 18 cm (Weinreb 1963; Robinson et al. 1964) in the Galactic Center, followed by the detection at 6 cm of NH_3 , the first polyatomic molecule (Cheung et al. 1968), and observational evidence for the presence of H_2 towards ϵ Per and ξ Per from rocket observations (Carruthers 1970) stimulated interest in the molecular content of the interstellar medium and in the chemical and physical processes involved in the formation of the observed molecules. The advent of radio-millimeter telescopes and the subsequent discovery of many polyatomic species, including molecular ions, in the 1970's helped to put interstellar chemistry on a firmer basis. Not only astronomers but also chemists and physicists realized how promising and rewarding it could be to search for new, often exotic, molecules (see Table 1) and to build chemical schemes with different formation and destruction processes.

Table 1 Reported Interstellar and Circumstellar Gas-Phase Molecules on July 2010.

N = 2	H ₂	CH	CH ⁺	NH	OH
	HF	C ₂	CN	CO	CS
	CP	NO	NS	SO	HCl
	NaCl	KCl	AlCl	PN	SiN
	SiO	SiS	CO ⁺	SO ⁺	PO
	SH	AlF	FeO	SiC	CF ⁺
	LiH	N ₂	SiH	O ₂	AlO
	OH ⁺	CN ⁻			
	N = 3	H ₃ ⁺	CH ₂	NH ₂	H ₂ O
CCH		HCN	HNC	HCO	HCO ⁺
HO ⁺ C		HN ₂ ⁺	HNO	HCS ⁺	C ₃
C ₂ O		C ₂ S ⁺	OCS	MgCN	MgNC
NaCN		SO ₂	N ₂ O	SiCN	CO ₂
c-SiC ₂		SiNC	AlNC	HCP	C ₂ P
AlOH		H ₂ O ⁺	H ₂ Cl ⁺		
N = 4		CH ₃	NH ₃	H ₃ O ⁺	H ₂ CO
	l-C ₃ H	c-C ₃ H	HCCH	HCNH ⁺	H ₂ CN
	HCCN	HNCO	HOCN	HCNO	HNCS
	HSCN	C ₂ CN	C ₃ O	C ₃ S	SiC ₃
	C ₃ N ⁻	PH ₃	HCO ₂ ⁺		
N = 5	CH ₄	SiH ₄	CH ₂ NH	H ₂ C ₃	c-C ₃ H ₂
	CH ₂ CN	H ₂ NCN	CH ₂ CO	HCOOH	C ₄ H
	HC ₂ CN	HC ₂ NC	HNC ₃	C ₄ Si	
	C ₅	H ₂ COH ⁺	C ₄ H ⁻	CNCHO	
N = 6	CH ₃ OH	CH ₃ SH	C ₂ H ₄	CH ₃ CN	CH ₃ NC
	HC ₂ CHO	NH ₂ CHO	HC ₃ NH ⁺	H ₂ C ₄	C ₅ H
	C ₅ N	HC ₄ H	HC ₃ CN	c-C ₃ H ₂ O	CH ₂ CNH
	C ₅ N ⁻				
N = 7	CH ₃ NH ₂	CH ₃ CCH	CH ₃ CHO	c-CH ₂ OCH ₂	CH ₂ CHCN
	HC ₄ CN	C ₆ H	CH ₂ CHOH	C ₆ H ⁻	
N = 8	HCOOCH ₃	CH ₃ CCCN	HC ₆ H	C ₇ H	HOCH ₂ CHO
	CH ₃ COOH	H ₂ CCCHCN	H ₂ C ₆	CH ₂ CHCHO	CH ₂ CCHCN
N = 9	(CH ₃) ₂ O	C ₂ H ₅ OH	C ₂ H ₅ CN	CH ₃ C ₄ H	C ₈ H
	HC ₆ CN	CH ₃ CONH ₂	C ₈ H ⁻	CH ₃ CHCH ₂	
N ≥ 10	(CH ₃) ₂ CO	CH ₃ C ₄ CN	CH ₃ CH ₂ CHO	(CH ₂ OH) ₂	HCOOC ₂ H ₅
	HC ₈ CN	CH ₃ C ₆ H	C ₆ H ₆	C ₃ H ₇ CN	HC ₁₀ CN
	C ₂ H ₅ OCH ₃				

Initially, two main classes of regions were considered for quantitative chemical modeling: diffuse regions, with a total H density of $\approx 10^2 \text{ cm}^{-3}$ and a temperature of 50-100 K, and dense regions, with an H₂ density of $\approx 10^4 \text{ cm}^{-3}$ and a temperature of 10-20 K. The modeling was of a steady-state nature, in which the time derivative of all concentrations is set to zero. The detailed chemistry of diffuse regions, including the prototypical ζ Oph cloud, was studied by Black and Dalgarno (1977), who included a detailed discussion of molecular hydrogen formation and excitation, and quantitative treatment of photoprocesses driving the chemistry. The chemistry of dense clouds, now known as cold cores, was investigated by Herbst and Klemperer (1973), who showed that the chemistry is driven by cosmic rays, which initiate networks of ion-molecule reactions. A major success was the contribution of chemical modeling to the identification of the HCO⁺ molecular ion (Herbst and Klemperer 1974). More recent observations have shown that both diffuse and dense sources are often parts of larger heterogeneous objects. Moreover, some cold dense cores are in the process of collapsing to form stars

and planetary systems. The collapse is a complicated one hydrodynamically, and can involve shock waves.

The state of the field in the late 1970's was admirably described by two review papers Dalgarno and Black (1976) and Watson (1976); these describe the various physical and chemical processes relevant to reactions at the surface of interstellar grains and in the gas-phase and are still relevant today. A few years later, Prasad and Huntress (1980a) reported the first large-scale model for gas-phase chemistry, which was based on experimental studies of ion-molecule reactions performed with a variety of experimental techniques including their ion cyclotron resonance (ICR) facility. In addition, they provided an extensive list of rate coefficients for chemical reactions involving compounds of carbon, nitrogen and oxygen. Non-equilibrium effects were specifically addressed in a subsequent paper (Prasad and Huntress 1980b).

As far as interstellar modeling is concerned, one should also point to the decisive influence of computational power, which now makes it possible to solve a large number of coupled chemical equations as a function of time from given initial conditions. In addition, numerical techniques, such as the Gear method (Gear 1971; Byrne and Hindmarsh 1987), enable stiff problems, with time-dependent processes with orders of magnitude different time scales, to be handled. These techniques have been important for pseudo-time dependent chemical studies, which started with Leung et al. (1984). In this approach, the chemical evolution is solved independently of the physical conditions, which are taken as fixed and homogeneous, typically with an H_2 density of 10^4 cm^{-3} and a temperature of 10 K, conditions that are relevant to the "standard" TMC1 cloud, often taken as a reference for the purpose of comparison between models and observations. Such numerical techniques are also used in the chemical interstellar shock models developed by Flower et al. (1985), who followed both the physical and chemical evolution in a magneto-hydrodynamic (MHD) shock. Complex albeit steady-state models have been constructed for so-called Photon-dominated regions (PDR's), which are heterogeneous sources located near stars (Hollenbach and Tielens 1997; Röllig et al. 2007).

The number of species involved in such chemical models has increased to 400-500 linked by over 4000 reactions, following the spectacular increase of detected interstellar and circumstellar molecules via their rotational (sub)millimeter-wave spectra. The need for chemical databases became urgent in the 1980's, and the group at Manchester (Millar et al. 1991) was the first to publish such a database, which is now available on a website (UDfA at <http://www.udfa.net/>), with regular updates published in the literature. Other databases are now also available including the OSU (Ohio State University) database (e.g. <http://www.physics.ohio-state.edu/~eric/research.html>) and, as discussed later in this article, the already mentioned KIDA database.

Consideration of both steady state and time-dependent studies has demonstrated the non-linear character of the chemical equations describing interstellar chemistry (Le Boulrot et al. 1993). Comparing steady state solutions with the integration of time-dependent equations has enabled the discovery of multiple solutions and bi-stable behavior. Two stable solutions have been shown to coexist within a typical range of control parameters, which can be "astrophysical" quantities (density, temperature, cosmic ionization rate) or even the values of the reaction rate coefficients with a range of uncertainties. The solutions correspond to different chemistries adequately described by the level of ionization. The High Ionization Phase favors atomic ions, unsaturated species and radicals, whereas in the more standard Low Ionization Phase, small saturated molecules and molecular ions play a preponderant role. Such a possibility cannot

be excluded in the real ISM and it offers a natural way to explain current problems such as the low abundance of molecular oxygen as well as the amount of atomic carbon readily detected in dense clouds.

A new stage was reached during the 1990's with the wealth of information obtained using the Infrared Space Observatory (ISO), launched by the European Space Agency in 1995 and operated for 3 years. Among the outstanding results obtained by the various instruments on board this satellite are the determination of the composition of the icy mantles of dust grains, the measurement of rotational transitions of H_2 and other transitions such as the C^+ and O fine-structure lines, and the ubiquity of certain vibrational features thought to be due to polycyclic aromatic hydrocarbons (PAH's). These and other results have played a determining role in defining new needs for further developments in astrochemical models.

The need for including surface processes, eventually triggered by photon irradiation, particle bombardment or thermal processing, has been raised, both to understand the composition of icy mantles (Gibb et al. 2000) and to find an alternative to gas-phase processes, which can fail to reconcile model predictions with observations for some specific molecules. An additional impetus for including gas-grain chemistry was the need to understand the chemical complexity resulting from the detection of increasingly complex organic molecules (Hasegawa et al. 1992). However, gas-grain models rely on many hypotheses concerning the energy barriers associated with both surface diffusion and surface reactions. These barriers are poorly constrained, and the energies that are assumed for them have a considerable impact on the results. An additional difficulty in gas-grain models arises from the stochastic nature of gas-grain chemistry (Tielens and Hagen 1982): under certain conditions, the rate of reaction is dominated by the accretion rate of species onto individual grains rather than by the rate of diffusion so that one should explicitly introduce the probability of the number of adsorbed species on the surface of one grain. Different ways have been considered to take these effects into account, including Monte Carlo techniques (Charnley et al. 1997; Charnley 2001) and master equations (Green et al. 2001; Biham et al. 2001). Lipshtat and Biham (2004b) and Barzel and Biham (2007) have shown subsequently that moment equations with an appropriate cut-off up to second-order could adequately describe gas-grain reactions. A simpler, but semi-empirical method has been introduced, in which the rate equations are modified to reproduce some of the effects of stochastic approaches (Caselli et al. 1998; Garrod 2008b).

3 Gas-phase reaction rate coefficients and uncertainties

Chemical models, designed to improve our understanding of how molecules are synthesised in different regions of the interstellar medium, consist of a large number of 'rate equations'; that is, ordinary differential equations (ODEs), each of which, like eq. (1), represents how given chemical reactions or physico-chemical processes build-up or lessen the concentration of a particular chemical species. Currently, the OSU database osu-09-2008 includes 455 different species connected by 4457 rate equations. (The figures for the database for astrochemistry held at UDfA are very similar.) The 455 species include 187 neutral atoms and molecules, 259 atomic and molecular cations, and 6 atomic and molecular anions. In addition, the concentrations of electrons and of neutral and negatively charged grains are included. In time-dependent models, assumptions must be made concerning the starting conditions: the temperature, the elemental

Table 2 Number of reactions of different types in the gas-phase that are included in the OSU kinetic database for astrochemistry (osu-09-2008).

Type of process	Example	Number in OSU
Gas-grain interactions	$\text{H} + \text{H} + \text{grain} \rightarrow \text{H}_2 + \text{grain}$	14
Direct cosmic ray processes	$\text{H}_2 + \zeta \rightarrow \text{H}_2^+ + \text{e}^-$	11
Cation-neutral reactions	$\text{H}_2^+ + \text{H}_2 \rightarrow \text{H}_3^+ + \text{H}$	2933
Anion-neutral reactions	$\text{C}^- + \text{NO} \rightarrow \text{CN}^- + \text{O}$	11
Radiative associations (ion)	$\text{C}^+ + \text{H}_2 \rightarrow \text{CH}_2^+ + \text{h}\nu$	81
Associative detachment	$\text{C}^- + \text{H}_2 \rightarrow \text{CH}_2 + \text{e}^-$	46
Dissociative neutral attachment	$\text{O} + \text{CH} \rightarrow \text{HCO}^+ + \text{e}^-$	1
Neutral-neutral reactions	$\text{C} + \text{C}_2\text{H}_2 \rightarrow \text{C}_3\text{H} + \text{H}$	382
Radiative association (neutral)	$\text{C} + \text{H}_2 \rightarrow \text{CH}_2 + \text{h}\nu$	16
Dissociative recombination	$\text{N}_2\text{H}^+ + \text{e}^- \rightarrow \text{N}_2 + \text{H}$	539
Radiative recombination	$\text{H}_2\text{CO}^+ + \text{e}^- \rightarrow \text{H}_2\text{CO} + \text{h}\nu$	16
Anion-cation recombination	$\text{HCO}^+ + \text{H}^- \rightarrow \text{H}_2 + \text{CO}$	36
Electron attachment	$\text{H} + \text{e}^- \rightarrow \text{H}^- + \text{h}\nu$	4
External Photo-processes	$\text{C}_3\text{N} + \text{h}\nu \rightarrow \text{C}_2 + \text{CN}$	175
Internal Photo-processes	$\text{CO} + \text{h}\nu \rightarrow \text{C} + \text{O}$	192

abundances and the state (atomic, molecular, ionic) of the elements, and then the ODEs are integrated forward in time to generate molecular abundances at different ages of the cloud. There are at least two requirements for any such model to be successful: (i) it should include all those processes that are important in determining the molecular abundances, and (ii) the values of the rate coefficients included in the model should be close to the correct values. It is the second of these two requirements that is considered, in general terms, in this section.

Table 2 lists the different types of processes or reactions that are included in the OSU database and gives the number of each type of process in the model. The first type of reaction refers to the neutralization process between gas phase cations and negatively charged grains plus the H_2 formation on grains. This latter process is artificially included in gas phase models assuming that the H_2 formation occurs at half the rate of hydrogen atom sticking on a grain (Leung et al. 1984), i.e. the efficiency of the conversion is one as assumed by Jura (1974). Although the numbers of individual types of processes vary widely, it should not be inferred that these numbers reflect the importance of different types of processes. In this section, an attempt is made to summarize how the rate coefficients for some of the most important classes of reaction are estimated from the available experimental and theoretical evidence and, equally importantly, how the uncertainties in the rate coefficients are estimated. We shall focus on the data for the following classes of reaction: (i) cation (and anion)-neutral reactions, (ii) neutral-neutral reactions, (iii) radiative association reactions (producing both ionic and neutral products), and (iv) dissociative recombination reactions. These categories include most of the reactions in astrochemical models. **At the outset, it should be emphasized that the fraction of these processes for which rate coefficients have been measured or calculated at the low temperatures prevalent in cold cores is extremely small.** In addition, for those reactions that may proceed to different sets of products, the branching ratios to these different channels are frequently unmeasured. Consequently, the values of rate coefficients included in the models are arrived at by a combination of experiment, theory and common sense, although in many important cases neither experimental nor theoretical work has been performed, so that

chemical intuition, perhaps guided by information about chemically related reactions, may be the only way to estimate a rate coefficient.

If the rate coefficient for a reaction is not to be negligibly small at the temperatures prevalent in cold cores, the value of γ in eq. (2) must be negative, zero, or at least very close to zero. In theoretical terms, this means that there should be no significant barrier on the path of minimum potential energy leading from reactants to products. In general terms, the value of the rate coefficient is likely to reflect the ability of the long-range attraction between the reactants to bring them into close contact. A second fundamental requirement is that there is an electronically allowed (or at least not strongly forbidden) path that leads from the reactants to products. Usually, this can be checked by applying the spin and orbital correlation rules to discover the symmetry of the potential energy surfaces that correlate with the separated reactants and the separated products (Smith 1980). The importance of these rules is greatest when both reactants have one or more unpaired electrons. Then potential energy surfaces of different spin multiplicity arise. The surfaces with the lowest spin multiplicity are likely to provide the lowest energy pathway from reactants to products. Collisions on other surfaces are unlikely to lead to reaction and this effect can introduce a factor < 1 into an estimate of the rate coefficient.

3.1 Ion-Neutral Reactions

The experimental database of rate coefficients for reactions between cations and neutral molecules is large. Following the early studies using ion cyclotron resonance (Prasad and Huntress 1980a; Snow and Bierbaum 2008) and flowing afterglow methods, most of the recent kinetic data on ion-neutral reactions have been obtained using selected ion flow tubes (SIFTs) or some variant of this method. However, many of these measurements are only at room temperature or over a restricted range of temperatures around room temperature. The CRESU and ion-trap techniques have been applied to a limited number of reactions, yielding rate coefficients down to temperatures similar to those in cold cores. An important advantage of both these methods, as applied to ion-neutral reactions, is that mass spectrometry is used to observe changes in the concentrations of the reactant ions and the same technique can be used to identify the products of the reaction under investigation.

However, for exothermic ion-molecule system, reactions between ions and polar neutral species have not been studied extensively in the laboratory. A few studies down to temperatures of ~ 20 -30 K (Adams et al. 1985; Marquette et al. 1985; Rebrion et al. 1988; Rowe 1988) and some studies at temperatures above 300 K (Viggiano and Williams 2001) have been undertaken. Nevertheless, the rate coefficients of most thermal reactions used in model calculations must be estimated. These estimates can be used in the complete absence of experimental data or, for those cases where room temperature measurements are available, they can be used at higher and lower temperatures if there is reasonable agreement at 300 K. Detailed calculations of reaction rate coefficients require a knowledge of both the long-range and short-range aspects of the intermolecular potentials governing the reactions (Clary 1988). For exothermic ion-molecule systems especially, it is often possible to neglect short-range considerations and to focus on the long-range asymptotic potential.

The orbital angular momentum associated with the relative motion of the reactants under the influence of the long-range potential creates so-called centrifugal barriers.

Rather than solve the detailed quantum mechanics in the absence of short-range barriers, one can use a capture model, in which the sole criterion for reaction is that the reactants must pass over the centrifugal barrier to enter the short-range portion of the potential (Herbst 1996). Some additional dynamical barriers are created by anisotropies of the potential (Troe 1987). The capture model thus provides an upper limit to the actual rate coefficient. For non-polar neutrals, the long-range potential depends solely on the distance R between ion and neutral, which in many instances is simply the R^{-4} potential arising from the interaction of charge and dipole polarizability. With this potential, the rate coefficient is given by the so-called Langevin expression:

$$k_L = 2\pi e(\alpha_{\text{pola}}/\mu)^{1/2}, \quad (3)$$

where e is the electronic charge, α_{pola} is the polarizability, μ is the reduced mass of reactants, and cgs-esu units are utilized so that the units for the rate coefficient are $\text{cm}^3 \text{s}^{-1}$.

For polar neutrals, the potential is anisotropic and depends on the orientation of the permanent dipole as well as the distance between reactants so that it is no longer central in nature. A number of detailed treatments of the long-range problem with the capture approximation have been undertaken, starting with the full quantum mechanical treatment. At a somewhat simpler level are the rotationally adiabatic approach of Clary (1987), the perturbed rotational states approximation of Sakimoto and Takayanagi (1980), and the statistical adiabatic channel approach of Troe and co-workers (Troe 1987; Maergoiz et al. 2009). These detailed approaches can be used to calculate rate coefficients as functions of the rotational angular momentum of the neutral reactant or, by suitable averaging, thermal rate coefficients.

A simpler approach for the astrochemist is based on classical trajectory calculations in which the long-range potential as a function of distance and orientation is used (Su and Chesnavich 1982; Maergoiz et al. 2009). Thermal rate coefficients determined from these calculations can be fit to analytical expressions depending solely on the reduced mass of the reactants, the polarizability, and the permanent dipole moment of the neutral reactant. This treatment is classical in nature and is only reliable at temperatures above which rotational motion can be considered classical, typically 10 - 20 K. At lower temperatures, a semi-classical regime is entered, and at still lower temperatures ($\ll 1$ K), a fully quantum mechanical regime occurs, as studied in detail by Troe and co-workers (see, e.g., Maergoiz et al. 2009). The transition between classical and semi-classical behavior may be of some importance for cold cloud cores, where the temperatures lie in between the two regimes. The transition can be easily characterized (Troe 1989, 1996, Maergoiz et al. 2009) but, the classical expression is not seriously wrong until under 10 K.

The best-known formula for the ion-dipolar rate coefficient k_D in the classical regime and for linear neutrals is the Su-Chesnavich expression (Su and Chesnavich 1982). Maergoiz et al. (2009, and references therein) show that it works reasonably well for neutral species that are linear, symmetric tops, or asymmetric tops, although they have also explored the subtle differences among these structures. The Su-Chesnavich formula (see, e.g., Maergoiz et al. 2009) is based on the parameter x , defined by

$$x = \frac{\mu_D}{(2\alpha_{\text{pola}}k_B T)^{1/2}}, \quad (4)$$

where μ_D is an effective dipole moment of the neutral reactant, which is generally very close to the true dipole moment, and k_B is the Boltzmann constant. The larger the

value of x , the larger the rate coefficient. The expressions for k_D can be written in terms of the Langevin rate coefficient via

$$k_D/k_L = 0.4767x + 0.6200, \quad (5)$$

if $x \geq 2$, and

$$k_D/k_L = (x + 0.5090)^2/10.526 + 0.9754, \quad (6)$$

if $x < 2$. The latter reduces to the Langevin expression for $x = 0$. Alternatively, the expressions can be written in powers of temperature T . For example, for $x \geq 2$

$$k_D = c_1 + c_2 T^{-1/2} \quad (7)$$

where

$$c_1 = 0.62k_L \quad (8)$$

and

$$c_2 = 2.1179 \frac{\mu_D e}{\sqrt{\mu k_B}}. \quad (9)$$

For $x < 2$, a more complex expression of the type

$$k_D = b_1 + b_2 T^{-1/2} + b_3 T^{-1} \quad (10)$$

pertains, where b_1 is simply the Langevin rate coefficient, while the parameters b_2 and b_3 are given by the expressions:

$$b_2 = 0.4296 \frac{\mu_D e}{\sqrt{\mu k_B}} \quad (11)$$

and

$$b_3 = \frac{\mu_D^2 \pi e}{10.526 k_B (\alpha_{\text{pola}} \mu)^{1/2}}. \quad (12)$$

For $x \geq 2$, eq. (7) shows that if the second term is much greater than the first term, which is more likely at low temperatures, the expression reduces to $c_2 T^{-1/2}$, which is used in the OSU database for non-linear neutral reactants. For linear polar neutrals, the OSU database assumes that the species are rotationally relaxed ($J \approx 0$) and so uses the so-called ‘‘locked dipole’’ expression (Herbst and Leung 1986) which is significantly larger than k_D . The UDfA database, on the other hand, uses the same temperature dependence but scales the result to a measured or estimated result at 300 K:

$$k_{D,\text{UDfA}} = k_D(300 \text{ K})(300/T(\text{K}))^{1/2}. \quad (13)$$

One should note that k_D does not diverge for $T \rightarrow 0$ K as would be suggested by the classical expressions (5), (7) and (13). Instead, k_D levels off at a value $k_D/k_L = (1 + \mu_D/3\alpha_{\text{pola}}B)^{1/2}$ where B is the rotational constant (in energy units) of the neutral (Troe 1987, 1996).

It is recommended that networks incorporate the Su-Chesnavich formulae discussed here in the situation where no experimental information is available, especially if information is required over a broad temperature range, say, from 10 - 1000 K. It must be recognized, however, that differences from the simpler $T^{-1/2}$ dependence may be small except for the prior use of the locked dipole approximation. This approximation should be removed from the OSU network for consistency, even if highly polar neutrals have their rotational levels relaxed thermally compared with the kinetic temperature. If a room temperature measurement is available, the capture theory result can be suitably

scaled. Use of the capture theory has been heretofore hindered by the lack of polarizability and dipole moment data, but a new compendium of information for interstellar neutral molecules calculated by Woon and Herbst (2009) makes the needed information readily available for all species in the networks, no matter how exotic. Instructions for determining the rate coefficients of ion-polar reactions in the range 10-1000 K can be found on the OSU URL.

Most of the ion-neutral reactions that have been studied in the laboratory are between singly charged cations and neutral molecules that can be synthesised or purchased quite readily. It is clear from a study of Table 1 that these molecules comprise only a fraction of the neutral species that are potential reactants in dense clouds. The ‘key’ ion-neutral reactions discussed in Section 5.2 all involve radical atoms as the neutral reactant. To study these reactions involves an extra level of experimental difficulty since the atoms need to be generated by flow-discharge techniques and their steady-state concentration estimated. The room temperature rate coefficients for a large number of such reactions have been recently tabulated (Snow and Bierbaum 2008).

A factor that might influence the rate coefficients of reactions between ions and open shell species (radicals) is the presence of spin-orbit (or fine structure) splitting in the case of radicals, which have one or more unpaired electrons. For example, the ground states of the C, N and O atoms are respectively 3P , 4S and 3P . If the ion also has an open electronic shell, then potential energy surfaces (PES’s) of different spin multiplicity will correlate with the reactants. This means that, in general, only a fraction of the collisions between the reactants will occur on a surface leading adiabatically to products. In these cases, it is recommended that a factor be introduced to allow for spin degeneracy. To take a specific example, the interaction between $N(^4S)$ atoms and $C_2H_4^+$ ions, which have a spin multiplicity of 2, will lead to PES’s with both $S = 1$ and $S = 2$. It is reasonable to suppose that reactions will only occur on the triplet surface so any estimate of the rate coefficient should include a factor (3/8) to allow for this. Many radicals, atomic as well as molecular, possess electronic orbital angular momentum (i.e., $L > 1$ or $\Lambda > 1$) and consequently the electronic state will be split by spin-orbit interaction into several components. However, as yet the influence of spin-orbit coupling on rate coefficients is not clear, we recommend that such effects be ignored.

3.2 Neutral-Neutral Reactions

It should be emphasized that, of the roughly 150 chemical species that have been identified in the interstellar medium (see Table 1), the great majority are neutral and most of these are either unsaturated (hydrogen-poor) molecules or free radicals. The potential importance of neutral-neutral reactions in the chemistry of the interstellar medium, and in particular in cold cores, was underestimated for a number of years on the basis that many such reactions are known to have significant activation energies (that is, large positive values for γ in eq. 2) with the result that their rate coefficients would be extremely small at the low temperatures encountered in the cold cores of dense clouds. Indeed, reactions between pairs of neutral molecules, e.g. $H_2 + D_2 \rightarrow 2 HD$ and $C_2H_4 + C_2H_4 \rightarrow C_4H_8$, are characterised by very high activation energies (corresponding to several thousands Kelvin) and can be ignored in models of most regions of the ISM. Many reactions between radicals and saturated molecules, e.g. $D + H_2 \rightarrow HD + H$ and $CN + H_2 \rightarrow HCN + H$, have activation energies corresponding to

500 - 5000 K, and they can also be ignored in modeling the cold cores although there are a few exceptions; e.g., $\text{CN} + \text{NH}_3 \rightarrow \text{HCN} + \text{NH}_2$.

All of the 382 neutral-neutral reactions included in the OSU database (osu-09-2008) involve, at least one unstable species; that is, one free radical. In only 99 of these reactions, is the other reactant a stable species: for example a saturated molecule, such as H_2 , CH_4 , or H_2S , or an unsaturated molecule, such as C_2H_2 or C_2H_4 . The reactants in the other 283 reactions are both unstable. The experimental database for the latter class of bimolecular reactions is much sparser than for the former, particularly at low temperatures, reflecting the experimental difficulties in measuring the rate coefficients for radical-radical reactions. For many reactions of both these types, a starting point for estimating the rate coefficients at low temperature can be the extensive reviews and evaluations of kinetic data for gas-phase reactions that have been compiled for the purposes of modelling the terrestrial atmosphere (Atkinson et al. (2004, 2006, 2007, 2008); <http://www.iupac-kinetic.ch.cam.ac.uk> and Sander et al. (2006); <http://jpldataeval.jpl.nasa.gov/download.html>).

Essentially all the kinetic studies of neutral-neutral reactions at temperatures below 100 K employ either the continuous flow CRESU technique or the pulsed Laval nozzle variant of the technique. In a recent review (Canosa et al. 2008), it is stated that 73 reactions have been studied using the continuous CRESU method to reach temperatures as low as 13 K, but more generally ca. 25 K, whereas 20 have been studied employing pulsed Laval nozzles, which only generate temperatures as low as 53 K. Although there is certainly not a perfect overlap between the neutral-neutral reactions which have been studied to low temperatures using the CRESU method and those reactions whose rate coefficients are required for astrochemical modeling, the measurements have done much to identify the factors that control reaction rates at low temperatures, making it possible to predict rate coefficients, or to extrapolate measured rate coefficients to much lower temperatures, with a fair degree of confidence.

Based on a survey of the results for reactions between atoms or radicals with alkenes and alkynes, two criteria have been proposed (Smith et al. 2006) in order to decide whether reactions of this type will be fast; that is, have rate coefficients of ca. $10^{-10} \text{ cm}^3 \text{ s}^{-1}$ at 10 K. The first is if the observed rate coefficient at 298 K is $> 10^{-11} \text{ cm}^3 \text{ s}^{-1}$, the second is if the difference between the ionisation energy of the molecule and the electron affinity of the radical is less than 8.75 eV. These criteria have been supported by recent measurements on the reaction of $\text{O}(^3\text{P})$ atoms with a series of alkenes (Sabbah et al. 2007).

Despite the CRESU and pulsed Laval studies, the experimental database of rate coefficients for reactions between neutral free radicals is sparse, especially at low temperatures. In general, the interaction between two radicals will give rise to more than one PES, as discussed above. Application of the correlation rules will show whether there are PESs that lead adiabatically to particular sets of products in specified electronic states. In general, the two radical reactants may form a transient bond (an electron from each radical ‘pairing up’) and this interaction will lead to the lowest PES or possibly PESs. The lowest PES will probably exhibit a deep ‘well’ that can be accessed by a reaction path that exhibits no barrier. However, states of other multiplicities may be created and may not lead to products. One effect is that, if two radicals can undergo an exothermic reaction to yield two products, then the reaction is likely to occur rapidly, even at low temperatures. However, in estimating the rate coefficient, one should allow for the fact that some significant fraction of collisions will occur on PESs that either don’t correlate adiabatically with the products or which do so over

PESs with significant energy barriers. This feature of radical-radical reactions necessitates the introduction of a factor < 1 which depends on the electronic degeneracies of the reactants and of the surface or surfaces over which reaction is judged to occur.

In order to indicate how the values of rate coefficients for neutral-neutral reactions, and the uncertainties in these rate coefficients, are chosen, we take as examples four “key” reactions listed later in the paper: those between (i) CN and NH₃, (ii) CN and HC₃N, (iii) O and C₂, and (iv) N + C₃.

The reaction between CN radicals and NH₃ molecules was one of the first two neutral-neutral reactions examined at low temperatures by the CRESU technique (Sims et al. 1994). The rate coefficient exhibits an unusually strong negative temperature-dependence; that is, it increases by a factor of more than 10 as the temperature is lowered from 295 to 25 K, the lowest temperature achieved in the experiments. The experimental value of the rate coefficient was assigned a statistical error (at the level of 95% confidence limits) of ca. 5%. As with most direct kinetic experiments on elementary reactions, no information was obtained about the products of this reaction; the progress of reaction was followed by observing the decrease in concentration of the CN radicals. A recent theoretical analysis (Talbi and Smith 2009), using a two-transition-state model and quantum chemical calculations of the minimum energy path for the reaction, reproduced the absolute value of the rate coefficient and its temperature-dependence, and concluded that the reaction proceeds exclusively to HCN and NH₂, with zero yield of NCNH₂ + H. This conclusion was subsequently supported by experimental measurements (Blitz et al. 2009) that demonstrate that the branching ratio to the latter set of products is certainly less than 5%. Almost uniquely, the rate coefficient for the reaction CN + NH₃ → NH₂ + HCN at 10 K, $k = 5.0 \times 10^{-10} \text{ cm}^3 \text{ s}^{-1}$, can be assigned an uncertainty as low as $\Delta \log_{10}(k) = 0.15$; this uncertainty arises mainly from the extrapolation of the experimental data from 25 to 10 K. The reaction to form NCNH₂ + H is taken not to occur.

The reaction between CN radicals and HC₃N molecules represents the class of reactions where there are no low temperature measurements but there is an experimental determination of the rate coefficient at 298 K, in this case yielding $k(298 \text{ K}) = 1.7 \times 10^{-11} \text{ cm}^3 \text{ s}^{-1}$ (Halpern et al. 1989). On the basis of both this rate coefficient and the relative values of the ionization energy of HC₃N and the electron affinity of CN, the arguments of Smith et al. (2006) suggest that this reaction has no barrier and should be fast at low temperatures. The absence of any barrier to reaction is supported by ab initio calculations (Petrie and Osamura 2004). The reaction is assigned a rate coefficient of $3.5 \times 10^{-10} \text{ cm}^3 \text{ s}^{-1}$ at 10 K with an uncertainty corresponding to $\Delta \log_{10}(k) = 0.6$ at this temperature.

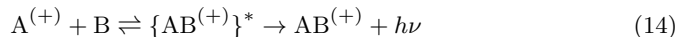
The reactions of O atoms with C₂ and N atoms with C₃ are examples of reactions for which there are no experimental data in the literature. In the first of these reactions, CO and C atoms can be produced by a spin-allowed, highly exothermic reaction: O(³P) + C₂(¹Σ_g⁺) → CO(¹Σ⁺) + C(³P); $\Delta H_{298}^o = -480.8 \text{ kJ mol}^{-1}$. By the criteria of Smith et al. (2006), this reaction would be expected to have no barrier. It is assigned values of $k = 3.0 \times 10^{-10} \text{ cm}^3 \text{ s}^{-1}$ at 10 K and $\Delta \log_{10}(k) = 0.5$ at this temperature. The reaction between N atoms and C₃ molecules in their (¹Σ_g⁺) ground state is problematical. Reaction to produce CN(²Σ⁺) + C₂(¹Σ_g⁺) is exothermic but spin-forbidden. However, the reaction producing C₂ in its low-lying (³Π) excited state is also exothermic but spin-allowed. On the other hand, N atoms are generally unreactive to unsaturated species, such as C₂H₂ and C₂H₄, in singlet electronic states, which is consistent with the rules proposed by Smith et al. (2006), because N atoms actually have a negative

electron affinity. Taking these considerations into account, this reaction is assigned a small rate coefficient at 10 K, $k = 1.0 \times 10^{-13} \text{ cm}^3 \text{ s}^{-1}$, with large uncertainty, $\Delta \log_{10}(k) = 1.0$.

3.3 Radiative association reactions

In association reactions, two atomic or molecular species, say A and B, combine to create one new molecular product, AB. In the ISM, such processes are important, since they allow the growth of species from smaller fragments. However, even in dense clouds, the gas density is too low to allow the collisional stabilization of any initially formed adduct, which will have sufficient internal energy to re-dissociate, by collision with some other species. Consequently, the only mechanism by which the adduct can lose energy and generate stable AB is for it to radiate. The importance of radiative association has long been recognized: partly in respect of the reactions of C^+ and CH_3^+ with H_2 (Herbst et al. 1977; Gerlich and Horning 1992). In both these cases, the reactions forming two products (i.e., $\text{CH}^+ + \text{H}$ and $\text{CH}_4^+ + \text{H}$) are endothermic, so radiative association reactions are the only way to generate larger ions containing carbon and hydrogen.

Although Table 2 lists separately the numbers of radiative association processes in the OSU model that involve (i) ion + neutral reactants, and (ii) neutral + neutral reactants, the mechanism for radiative association is the same whether or not one of the reactants is charged. The mechanism involves the initial formation of an energised complex by the association of the two reactants, followed either by the re-dissociation of the complex or the loss of sufficient energy by the spontaneous emission of radiation so that the complex then no longer contains sufficient internal energy to re-dissociate; that is



In this scheme, the superscript (+) indicates that the reactant A may be neutral or charged. The superscript * indicates that the initially formed complex will possess sufficient internal energy for $\{\text{AB}^{(+)}\}^*$ to re-dissociate to the reactants $\text{A}^{(+)} + \text{B}$. A simple steady-state treatment of this mechanism shows that the second-order rate coefficient for radiative association, k_{RA} , is given by:

$$k_{\text{RA}} = k_{\text{ass}} \{k_{\text{rad}} / (k_{\text{rad}} + k_{\text{diss}})\} \quad (15)$$

In this expression, k_{ass} is the second-order rate coefficient for the initial formation of $\{\text{AB}^{(+)}\}^*$, k_{rad} is the first-order rate coefficient for the radiative stabilisation of $\{\text{AB}^{(+)}\}^*$, and k_{diss} is the first-order rate coefficient for re-dissociation of the energised complex $\{\text{AB}^{(+)}\}^*$ to reactants. This last rate coefficient depends on the strength of $\text{A}^{(+)}\text{B}$ bond and on the size of the system, that is the number of atoms in the $\{\text{AB}^{(+)}\}$ complex. The more atoms, the more vibrations in $\{\text{AB}^{(+)}\}$ in which the energy can be distributed, and the slower re-dissociation will be. k_{diss} also depends strongly on the internal energy in $\{\text{AB}^{(+)}\}^*$ or, in thermal systems, the temperature, so that rate coefficients for radiative association are expected to show a strong negative dependence on temperature. The equation (15) is for a thermal (canonical) system; more detailed microcanonical formulations using phase space theory are also available (Bates and Herbst 1988). For systems in which there is a competitive two-body exit channel, the denominator of eq. (15) must also include a term for adduct dissociation into

products. This term need not reduce the rate coefficient of radiative association to an immeasurably small value if there is a barrier in the exit channel that lies below the energy of reactants. It is also possible that association and normal exothermic channels can occur via different, unrelated reaction pathways.

For small species, $k_{\text{diss}} \gg k_{\text{rad}}$, and radiative association is an inefficient process; that is, it occurs in only a small fraction of the collisions in which $\{\text{AB}^{(+)}\}^*$ complexes are formed. In these circumstances, eq. (15) simplifies to:

$$k_{\text{RA}} = k_{\text{rad}}\{k_{\text{ass}}/k_{\text{diss}}\} \quad (16)$$

Canonical treatments using this equation can make use of the approximation that $k_{\text{ass}}/k_{\text{diss}}$ is a thermal equilibrium constant (Bates and Herbst 1988). Moreover, in interstellar environments, radiative association is only a significant process in reactions where either one reactant is the (relatively) abundant H_2 or when $\{\text{AB}^{(+)}\}^*$ is ‘large’: that is, it has more than ca. 10 atoms, so that $k_{\text{diss}} \leq k_{\text{rad}}$ and $k_{\text{RA}} \sim k_{\text{ass}}$.

The most difficult part of estimating rate coefficients for radiative association – and this applies to ion-neutral as well as neutral-neutral systems – is generally estimating k_{rad} . In those cases where only the ground electronic state of the $\text{AB}^{(+)}$ species is involved, the radiative process comprises transitions from vibrational levels in $\{\text{AB}^{(+)}\}^*$ to vibrational levels in $\text{AB}^{(+)}$. The rate of radiative emission in this case can be obtained from the equation (Herbst 1982)

$$k_{\text{rad}} = \frac{1}{\rho_s(E)} \sum_{i=1}^{\text{modes}} A_{i,1,0} \sum_{n_i=1}^{n_{\text{max}}} n_i \rho_{s-1}(E - n_i h\nu_i) \quad (17)$$

where E is the internal energy in the complex; $\rho_s(E)$ and $\rho_{s-1}(E - n_i h\nu_i)$ are the density of states associated with s oscillators at energy E and with $s - 1$ oscillators at energy $(E - n_i h\nu_i)$, the energy $n_i h\nu_i$ being ‘locked’ in the i th oscillator. Values of $A_{i,1,0}$, the Einstein coefficient for spontaneous emission from the $n_i = 1$ to $n_i = 0$ level of the i th oscillator, can frequently be obtained from theory or, in some cases, from experimentally determined infrared absorption coefficients. Values of k_{rad} are generally found to lie within the range 10 - 1000 s^{-1} . Because the spontaneous emission coefficients depend on the cube of the emission frequency, higher values of k_{rad} are found for molecules containing hydrogen atoms because they will possess some relatively high vibrational frequencies. One major source of uncertainty in estimating rate coefficients for radiative association arises from the possible role of electronically excited states of $\text{AB}^{(+)}$. If such states correlate with $\text{A}^{(+)} + \text{B}$, then the value of k_{rad} may be dramatically increased, even if electronic transitions between the electronically excited state and the ground state are not fully allowed. Such a possibility occurs for the $\text{C}^+ + \text{H}_2$ system (Herbst et al. 1977).

Although similar mechanisms for radiative association operate, whether or not one of the reactants is electrically charged, laboratory measurements – indeed laboratory measurements at very low temperatures – have been possible only for ion-neutral systems, but not for neutral-neutral reactions. Ion-neutral radiative association can be studied down to very low temperature using ion traps (Gerlich 2008). The reaction $\text{C}^+ + \text{H}_2 \rightarrow \text{CH}_2^+ + h\nu$ has been studied using both n- H_2 and p- H_2 . At 10 K, the rate coefficient is $7 \times 10^{-16} \text{ cm}^3 \text{ s}^{-1}$ for n- H_2 and $1.7 \times 10^{-15} \text{ cm}^3 \text{ s}^{-1}$ for p- H_2 , with uncertainties of only ca. 50%. These results are in reasonable agreement with theory (Gerlich and Horning 1992).

Especially in the case of the radiative association between neutral species, where there is little in the way of direct experiments, the rate coefficients have to be estimated in one of two ways, both of which require a theoretical estimate of the rate coefficient, k_{rad} , for the radiative emission step. First, one can make use of experimental data on the related process of collisionally-assisted association. In these reactions, the radiative stabilisation step in the mechanism represented by eq. (15) is replaced by one in which energy is removed from the energised complexes, $\{\text{AB}^{(+)}\}^*$, in collisions with a ‘third-body species (M)’. Then eq. (16) for k_{RA} can be replaced by



$$k_{3\text{rd}}[\text{M}] = k_{\text{M}}[\text{M}]\{k_{\text{ass}}/k_{\text{diss}}\} \quad (18)$$

Here k_{M} is a second-order rate coefficient for the collisional process in which energy is removed from $\{\text{AB}^{(+)}\}^*$ and $k_{3\text{rd}}$ is a third-order rate coefficient for collisionally-assisted association under conditions where $k_{\text{diss}} \gg k_{\text{M}}[\text{M}]$. It should be mentioned that the implicit assumption is made that individual collisions can stabilize the adduct; in reality, master equation techniques, in which many collisions might be needed, are preferable. Secondly, when there is no experimental data on the collisionally-assisted association process, the ratio $\{k_{\text{ass}}/k_{\text{diss}}\}$, which corresponds to an equilibrium population of internal states in the energized complex, can be estimated using thermal, quasi-thermal, and phase-space approaches (Bates and Herbst 1988) as long as there is structural and vibrational information about the adduct. In general, theoretical treatments are at best accurate to an order-of-magnitude, for both ion-neutral and neutral-neutral systems. If there is a larger disagreement for a system that has been studied experimentally, it is likely that the structure of the theoretical adduct is incorrect or that the adduct is stabilized electronically. Use of three-body data can also pose an additional problem, since many experiments are performed in a near-saturated limit, in which the third-order rate coefficient obtained is only a lower limit to the true value.

An association process in which a neutral species with a large electron affinity, typically a radical, and an electron stick together to form an anion via emission of a photon is known as radiative attachment. This reaction is thought to be the primary one for the production of the interstellar anions – C_3N^- , C_4H^- , C_6H^- , and C_8H^- – observed to date (Herbst and Osamura 2008). At present, there have been no measurements and no detailed calculations of radiative attachment rate coefficients for these systems. A statistical theory to determine the rate coefficient, akin to that for radiative association, was developed by (Herbst 1981) and can be expressed in a form similar to the radiative association rate coefficient in eq. (15). Here the attachment proceeds by way of a temporary adduct, which radiates away energy as in radiative association (see eq. (17)). If it is assumed that the formation of the adduct occurs with s-wave electrons only, phase-space theory can be used to derive a simple form for k_{att} . Use of this theory shows that the larger detected interstellar anions are formed on nearly every collision between radicals and electrons, with a rate coefficient in excess of $10^{-7} \text{ cm}^3 \text{ s}^{-1}$ (Herbst and Osamura 2008). There is, however, a large (two order-of-magnitude) discrepancy between model and observations when the theory is used for the radiative attachment of C_4H^- (Harada and Herbst 2008). More detailed calculations are needed. These may follow the very detailed treatment of collisional and radiative electron attachment of SF_6 which forms SF_6^- (Troe et al. 2007a,b).

3.4 Dissociative recombination reactions

Dissociative recombination (DR) denotes the process whereby a molecular ion recombines with a free electron and the energy released is dispersed through dissociation of the intermediate neutral into two or more fragments, with conversion of any excess energy into kinetic and internal energy of the fragments. The importance of DR is two-fold: firstly, it can serve as the final step in the synthesis of neutral molecules by transforming a protonated species, which was previously produced in a series of ion-neutral reactions, into the unprotonated species. Such reaction sequences have been invoked as synthetic pathways for a multitude of different interstellar molecules; e. g., HCl (Blake et al. 1985):



In this mechanism, reaction (21) corresponds to the DR. Secondly, protonation followed by DR can serve as a very efficient destruction mechanism for molecules with high proton affinities, such as nitriles. Several ions themselves, such as cyclic C_3H_3^+ , are sufficiently unreactive in their environments that DR constitutes their sole destruction process (Keller et al. 1998). DR reactions therefore form an integral part in chemical networks of interstellar clouds. Since the abundances of important species predicted by models can be greatly affected by the rates and product branching fractions of DR reactions, knowledge of these parameters is vital for accurate predictions.

Thermal rate coefficients of DR processes vary, but not to an excessively large extent. In fact, most of them lie in the range between 1×10^{-7} and $4 \times 10^{-6} \text{ cm}^3 \text{ s}^{-1}$ at 300 K, with larger ions tending to show higher rate coefficients. However, many experimental measurements of DR rate coefficients were performed at room temperature and it is not entirely trivial to extrapolate these parameters to the low temperatures encountered in cold dense cores. As a barrier-less electron-ion reaction, DR reactions should display a temperature dependence of the thermal rate coefficients of $T^{-1/2}$, which is also assumed in models if no contrary evidence exists. Nevertheless, as experiments have shown, deviations from this behavior are common: usually the temperature dependence is stronger, leading to higher values of k at very low temperatures for a variety of reasons including resonances and potential crossings.

Branching fractions of DR reactions have proven to be surprising and often counterintuitive to chemical common sense. According to an early theory formulated by Bates (1986), DR reactions should preferably follow the product pathway involving the least rearrangement of valence orbitals. In the case of protonated neutrals, this implies formation of the unprotonated parent substance and a hydrogen atom. Although some ions such as HCO^+ follow that rule, many other important species such as H_3O^+ (Jensen et al. 2000) and protonated methanol (CH_3OH_2^+) do not (Geppert et al. 2006). In the DR of these species, break-up processes of the intermediate neutral into three fragments dominate, which should be highly unlikely according to Bates's theory. Another early theory, that of Herbst (1978), uses phase-space theory and can only handle three-body channels if they occur via breakup of a primary species formed in a two-body channel. This theory is reasonably successful for the products of H_3O^+

+ e^- but is in general inaccurate. Therefore one has to rely on experimental measurements, which are hitherto unavailable for many ions, so many branching ratios used in models are still educated guesses.

Several experimental methods have been employed to determine the rate coefficients and branching ratios of DR reactions. The first studies were carried out using a stationary afterglow (where the ions are produced in a discharge followed by subsequent ion-neutral reactions to form the desired ionic species, thus in the "afterglow" of the discharge) (Biondi and Brown 1949). The faults in this approach were partially overcome by the more novel flowing afterglow method. Flowing afterglow methods have been employed with success for many systems. However, they also have their limitations. Most studies are carried out at room temperature and therefore, as discussed above, have limited validity for the interstellar medium, although recently experiments on the DR of H_3^+ have been performed at 77 K (Glosik et al. 2009). Furthermore, it is difficult to determine the branching ratios of a DR reaction, since rarely can all the product channels be quantified. These facts led to the employment of merged beam techniques to investigate DR. Magnetic storage rings, like ASTRID (Aarhus, Denmark), TSR (Heidelberg, Germany) and CRYRING (Stockholm, Sweden), have proven especially successful. However, experiments in storage rings do have their shortcomings. Firstly, there is usually no real control of the rovibrational states of the ions, although in the case of small ions (e. g. H_3^+) calibrated ion sources have been proven to produce ions with a distribution between different states corresponding to temperatures relevant to the ISM (McCall et al. 2003). Secondly, mass selection does not allow separation of isomer-pairs such as HCO^+ and HOC^+ , which can be produced simultaneously in the ion source and could show different behavior upon DR. The fact that both storage ring and afterglow methods have their merits and faults is painfully illustrated by the fact that for the DR of CH_5^+ ion storage ring measurements yielded a predominance of the $CH_3 + 2H$ channel (Zhaunerchik et al. 2009), whereas flowing afterglow studies found the $CH_4 + H$ channel to dominate (Adams et al. 2009). Imaging measurements showed that the $CH_3 + 2H$ production proceeds in a two step mechanism, first leading to H and a highly excited CH_4 molecule, which could subsequently dissociate to yield $CH_3 + H$. At the higher pressures in the flowing afterglow experiments, the CH_4 intermediate can be deactivated by collisions with buffer gas, leading to a higher branching fraction of the $CH_4 + H$ pathway.

Given the problems associated with experimental determinations of the branching ratios and rate coefficients of DR reactions, one could wish to resort to predictions by high-quality ab initio calculations. However, due to the involvement of highly excited states and complicated potential surfaces, such computations are very challenging. Also, a large number of open electronic states exist, which might be close in energy, bringing about break-down of the Born-Oppenheimer approximation. Furthermore, not only bound states, but also free electron states have to be included (Larsson and Orel 2008), making such studies very time-consuming. Although theoretical investigations have been performed for the DR of HCO^+ (Mikhailov et al. 2006), it is quite reasonable to assume that such efforts will, at least in the foreseeable future, be limited to rather small systems, such as for H_3^+ (Dos Santos et al. 2007).

Finally, it should be mentioned that, if electrons undergo radiative attachment efficiently to large neutrals such as PAH's, it might be possible that the abundance of negatively-charged PAH's exceeds the electron abundance. In this case, it would be necessary to include mutual neutralization processes between small cations and large

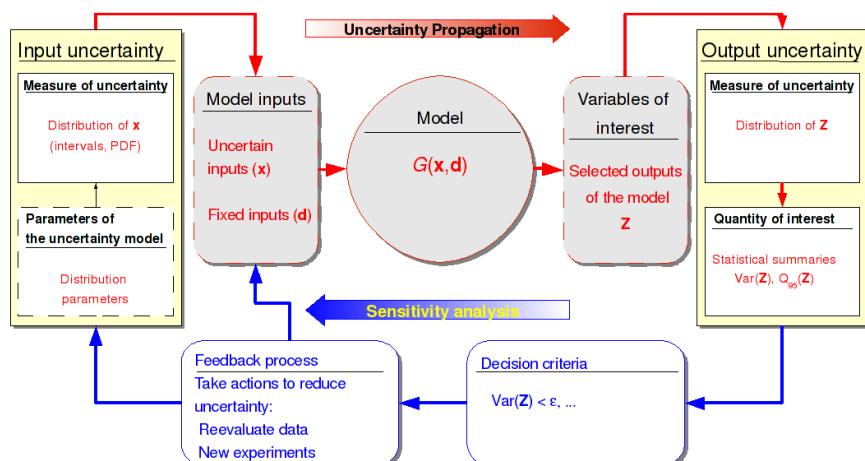


Fig. 1 Flow diagram of Uncertainty Propagation and Sensitivity Analysis

anions in interstellar models. Unfortunately, the amount of information concerning such processes is miniscule. More laboratory studies are certainly needed.

4 Uncertainty analysis, uncertainty propagation and sensitivity analysis

Because chemical models contain hundreds to thousands of chemical reactions, the model predictions can be strongly affected by uncertainties in the rate coefficients. Dealing with uncertainties in modeling is a three-stage process:

1. Uncertainty Analysis (UA) consists in identifying the uncertain inputs of the model and quantifying their uncertainty. The type of information to be issued at this stage is partly conditioned by the next stages: it can be a simple standard deviation or a full probability density function;
2. Uncertainty Propagation (UP) is used to transfer the uncertainty in the model input(s) to the model output(s);
3. Sensitivity Analysis (SA) enables one to identify input (key) parameter(s) with a large contribution to the uncertainty in the model output(s).

The methodological framework presented in Fig. 1, according to de Rocquigny et al. (2008), summarizes the operations and information flow involved in a full analysis.

4.1 Uncertainty Analysis

UA is challenging for the modeller, because it often requires proficiency in the experimental techniques used to evaluate the quantities of interest. A general problem is

that the reference databases generally lack quantified uncertainty statements about the stored data, or at least properly quantified for the purposes of UP/SA. As discussed in this article, KIDA is an attempt to address this shortcoming.

SA results are quite sensitive to this *elicitation* step: too small uncertainties lead to an over estimation of prediction precision, whereas too large uncertainties can lead to useless predictions. At the present stage, we are still in need of clearly defined guiding rules, and groups of experts, containing both experimentalists and modellers, to work on this topic, as has been done in respect of the Earth’s atmospheric chemistry (Sander et al. 2006; Atkinson et al. 2004).

Following the work of Dobrijevic and Parisot (1998) and Dobrijevic et al. (2003) on giant planets, exhaustive analysis of these issues was started for Titan’s atmosphere. An evaluation of the uncertainties for neutral-neutral reactions (Hébrard et al. 2006, 2007) and for ion-neutral reactions (Carrasco et al. 2007; Carrasco and Pernot 2007; Carrasco et al. 2008) has been undertaken, in order to prioritize reactions in need of better characterization, possibly by laboratory measurements. Application to Titan’s atmosphere shows that uncertainty in the chemical rate coefficients strongly reduces the predictivity of atmospheric models (Hébrard et al. 2007). A particular issue in this system (which is also relevant to astrochemistry) is the use of extrapolation for 90% of the reaction rates to the low temperatures of Titan’s atmosphere (50-200 K). The task of providing reasonable uncertainty on extrapolated data is nevertheless an unavoidable step in order to prioritize key reactions, in need of better determination (Hébrard et al. 2009).

A similar approach has been undertaken by Wakelam and coworkers for astrophysical objects (Wakelam et al. 2005, 2006; Vasyunin et al. 2008; Wakelam et al. 2009), as presented in the following sections.

4.2 Uncertainty propagation

Uncertainty propagation is a tool to quantify the precision of model predictions. Because of their central role in all fields of science and engineering, UP methods have been standardized at the international level (BIPM et al. 2008a; BIPM et al. 2008b). They are of two kinds: (i) combination of variances, as described in the Guide to the Expression of Uncertainty in Measurements (called “the GUM”) (BIPM et al. 2008a); and (ii) propagation of distributions, as described in the first supplement to the GUM (GUM-Supp1) (BIPM et al. 2008b).

Denoting X_i as the i^{th} input of a model G , and Z as an output of this model ($Z = G(X_1, X_2, \dots, X_n)$), the GUM stipulates that u_Z , the standard uncertainty of Z , should be calculated by the following formula:

$$u_Z^2 = \sum_{i,j=1}^n \left(\frac{\partial G}{\partial X_i} \right)_{\bar{X}} \left(\frac{\partial G}{\partial X_j} \right)_{\bar{X}} \text{cov}(X_i, X_j) \quad (22)$$

where $\text{cov}(X_i, X_j)$ is an element of the covariance matrix of input parameters, with variances as the diagonal elements $\text{cov}(X_i, X_i) = u_{X_i}^2$. The so-called sensitivity coefficients $(\partial G/\partial X_i)_{\bar{X}}$ are evaluated at the mean value of input parameters \bar{X} .

This method is exact if the model G is a linear function of the inputs, and if the error distribution of these inputs is symmetric. For small relative uncertainties (typically less

than 30%), it provides generally an excellent approximation of u_Z , even for non-linear models.

However, astrochemistry and atmospheric chemistry have to deal with uncertainties much larger than 30% (Hébrard et al. 2006; Vasyunin et al. 2008), and because of the non-linearity of photochemical models, eq. (22) cannot be relied upon. It nevertheless reveals that there are two essential components to uncertainty propagation: the sensitivity of the model to the inputs; and the amplitude of input uncertainty, which should be present in any other UP method.

The method of propagation of distributions requires the definition of probability density functions (pdf) for all the parameters (BIPM et al. 2008b). The reference equation for the propagation of distributions is

$$p(Z = a) = \int dX_1 dX_2 \dots dX_n \delta(a - G(X_1, X_2, \dots, X_n)) p(X_1, X_2, \dots, X_n) \quad (23)$$

where a is a value in the range of Z . This equation provides the pdf of Z , $p(Z)$ by transforming the pdf of the inputs, $p(X_1, X_2, \dots, X_n)$, through the model. It can rarely be solved analytically. Instead, the GUM-Supp1 recommends the use of Monte Carlo Uncertainty Propagation (MCUP) methods (see also Section 5). The principle is simple: one generates a number N_{run} of random input sets from their pdf, and for each set, one evaluates the value of the output, thus generating a representative sample of the output pdf $p(Z)$. This sample is then used to estimate quantities of interest.

In the hypothesis of independent inputs with Normal/Gaussian type uncertainties, the same ingredients are necessary to generate the input random sample as for the method of combination of variances; i.e., average values and standard uncertainties. Other distributions might require more complex elicitation procedures, especially in the case of correlated inputs (*e.g.* branching ratios Carrasco and Pernot 2007).

4.3 Sensitivity analysis

Sensitivity Analysis (SA) methods are not as standardized as UP methods: a variety of methods are more or less adapted to specific scenarios, but globally, SA consists in *the apportionment of output variance between the uncertain inputs* (Saltelli et al. 2000, 2004).

In this work, we are interested in the identification of key parameters being responsible for a large part of the output variance. In the case of a linear model, this could be done by comparing the contributions of inputs in eq. 22. The ingredients are thus the model sensitivity factors and the input variances/covariances. Combination of both terms means that an output might be insensitive to a very uncertain input, or very sensitive to a fairly well-known parameter. This remains true for nonlinear models, and both contributions remain essential. Sensitivity analysis has therefore to be based on careful uncertainty analysis and uncertainty propagation steps.

A convenient SA method can be combined with MCUP through the calculation of input/output correlation coefficients (Helton et al. 2006). Pearson's correlation coefficient

$$C(X_j, Z) = \frac{\sum_l (X_j^l - \bar{X}_j)(Z^l - \bar{Z})}{\sqrt{\sum_l (X_j^l - \bar{X}_j)^2 \sum_l (Z^l - \bar{Z})^2}} \quad (24)$$

is often used (Wakelam et al. 2005, 2006; Vasyunin et al. 2008; Wakelam et al. 2009), where the sums run over the sample length ($l = 1, N_{run}$). Correlation coefficients vary between -1 and 1, and influential parameters are identified through the comparatively large absolute values of their correlation coefficient with the output $|C(X_i, Z)|$. Spearman’s rank correlation coefficient is considered more appropriate for nonlinear models (Helton et al. 2006; Dobrijevic et al. 2010), albeit our experience with sensitivity analysis of chemical networks is that the differences between both methods are generally minor.

Other SA methods, based on specific sampling patterns, can be more economical to run if one does not require UP results (Saltelli et al. 2000). In the present work, both MCUP and SA stages are of interest, and the Correlation Coefficients SA method is a computationally inexpensive byproduct of MCUP.

In the context of sensitivity analysis, a *key reaction* has a reaction rate uncertain enough to contribute significantly to the model output uncertainty (Wakelam et al. 2005, 2006; Vasyunin et al. 2008; Dobrijevic et al. 2010; Hébrard et al. 2009; Wakelam et al. 2009). Identification of such key reactions enables one to point out those in need of further study, either by an evaluation committee, or by new experiments or calculations. The improvement of the precision of model predictions is a slow iterative process between stages of sensitivity analysis and database updates, as new key reactions are expected to emerge when the previous ones have been updated (Hébrard et al. 2009).

In order to select key reactions, a target has to be defined. This could be the abundance of a single species of interest. In that case, one evaluates and compares the input/output correlation coefficients for a single output species (Wakelam et al. 2005; Dobrijevic et al. 2008). If one is interested in a global improvement of model precision, an additional criterion is necessary, as for instance selecting reactions presenting large correlation coefficients with a large number of output concentrations (Wakelam et al. 2005, 2006; Vasyunin et al. 2008; Hébrard et al. 2009; Wakelam et al. 2009). The key reactions can then be ranked according to the number of species they affect.

5 Gas-phase molecular cloud chemistry

To improve the chemical modeling of cold cores, we applied sensitivity methods to identify "key reactions". A detailed review of the existing experimental and theoretical data on these reaction rate coefficients was then conducted to propose new values or confirm the ones already used in the models. We also studied the impact of the proposed new rate coefficients on the cold core chemistry. These three steps are described below.

5.1 Sensitivity analysis: identification of key reactions

To identify key reactions, we used Monte Carlo sensitivity methods as described in Wakelam et al. (2009) and this review. Briefly, we randomly varied all the reaction rate coefficients within a certain factor. For each set of rate coefficients, we computed the chemical evolution of the cloud and thus obtained N chemical evolutions. For each species j and each chemical reaction i , we calculated Pearson correlation coefficients (see Section 4.3, Eq. 24):

$$P_j^i(t) = C(\log(X_j(t)), \log(k_i)), \quad (25)$$

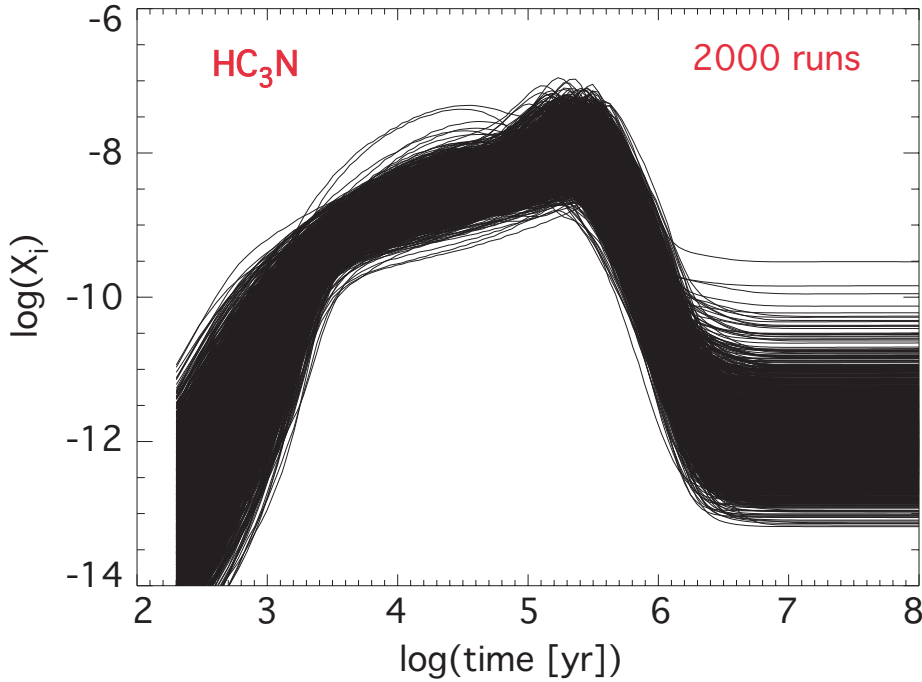


Fig. 2 Abundance of HC_3N as a function of time. Each black line is the result of one run (one set of reaction rate coefficients). The density is $2 \times 10^4 \text{ cm}^{-3}$, species are initially in the atomic form (except for H_2) and the rate coefficients are varied within their uncertainty range, as defined in the database.

where $X_j(t)$ is the abundance for species j and k_i is the rate constant of reaction i . The larger the value of P_j^i , the stronger the correlation and the more important the reaction i for the abundance of the species j .

For this work, we used the nahoon chemical model¹ with the osu-09-2008 network. In addition, we allowed gas-phase species to stick onto dust grains and to be evaporated from the surfaces by thermal desorption and cosmic-ray heating. We assumed a fixed homogeneous temperature of 10 K, a visual extinction A_V of 10, and a cosmic-ray ionization rate ζ_{H_2} of $1.3 \times 10^{-17} \text{ s}^{-1}$. We considered two densities: 2×10^4 and $2 \times 10^5 \text{ cm}^{-3}$, which refer to the total nuclear density of hydrogen. The typical low-metal elemental abundances were used (see Table 1 in Wakelam and Herbst 2008). We considered two types of initial conditions. In the first, all the species are in the atomic form except for hydrogen, which is entirely molecular, while in the second, half of the ionic carbon is in CO , and the other half is still in C^+ .

To sample the reaction rate coefficients, we used two different sets of uncertainty factors. In the first set, the uncertainty factor is defined in the database, where most reactions are assigned a factor of 2, as originally suggested in the UDfA database, but others, studied experimentally, have a smaller factor of 1.25 or 1.5. All radiative association reactions have a larger uncertainty factor of 10. In the second set, the

¹ <http://www.obs.u-bordeaux1.fr/amor/VWakelam/>

uncertainty factor is fixed at 10 for all reactions. The goal of this second set is to see the effect of varying the rate coefficients over a larger range of values.

Considering the different densities, initial conditions and uncertainty factors, we constructed 8 different models and for each of these models, we made 2500 runs by randomly varying the rate coefficients using a log-normal distribution. As an example, we show the results for HC₃N in one model (an H density of $2 \times 10^4 \text{ cm}^{-3}$, atomic initial conditions, and the uncertainty factors as defined in the database) in Fig. 2.

In Table 3, we report the reactions that have a significant impact on more than one species. To determine these reactions, we count for each reaction the number of species with a correlation coefficient larger than 0.3 and an abundance larger than 10^{-11} . The abundance criterion is chosen because these species can be observed in dense cold cores and thus used to put constraints on the model. We used two different times: 10^5 and 10^6 yr, covering the probable age of most cold cores. A more thorough approach would be to use a larger number of times, because some reactions important at earlier stages may contribute to the synthesis of the larger molecules at the time chosen. We use a Boolean approach: either a species contributes to the importance of a reaction or not. Another possibility, which is considered in Section 6, is to sum the correlation coefficients for all species. Then, the larger the sum, the more important the reaction. In both cases, the result depends on the chosen uncertainty factor in the rate coefficient. Each method has its pros and cons. In this current study, we checked that the result of the analysis is not significantly changed if the second approach is used. The list of key reactions is very similar for the different models; only the relative importance of the reactions really changes.

Tables 3 and 4 give the key reactions in the following case: density of $2 \times 10^4 \text{ cm}^{-3}$, species initially in the atomic form (except for H₂) and rate coefficients varied within their uncertainty range, as defined in the database. The 7 other models we ran gave the same reactions but in a different order of importance except for the first reaction in Table 3. The association reaction $\text{C} + \text{H}_2 \rightarrow \text{CH}_2 + h\nu$, which heads the list, influences about 73 abundant species at 10^5 yr. Although association reactions can have small rate coefficients (see Section 3.3), if the reactants are abundant, these reactions can play an important role. In Table 4, we show the key reactions, divided as to type, for individual observable species. Here again, we considered only species with a correlation coefficient larger than 0.3 and an abundance larger than 10^{-11} at 10^5 or 10^6 yr.

5.2 Reaction review

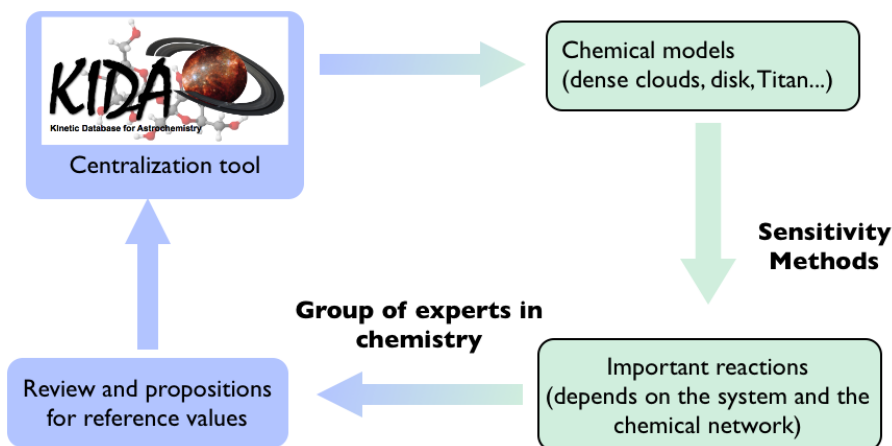
Of the 59 reactions that have been identified as particularly crucial in the chemistry of cold cores in Tables 3 and 4, 34 have been reviewed and new values of the rate coefficients are proposed for 22 of these reactions. The new rate coefficients that we propose as a result of this review are compared in Tables 5, 6, 7, and 8, according to type of reaction, with the values that are currently in the OSU and UDfA databases. We have considered rate coefficients for temperatures between 10 and 298 K. In the tables, a designation of zero means that the rate coefficient is immeasurably small.

The results of this effort have been included in a new KInetic Data base for Astrochemistry (KIDA), which is available at <http://kida.obs.u-bordeaux1.fr>. This database differs from the OSU and UDfA data bases in that, at least for the key reactions identified in this article, the reasons for the choice of particular values of the rate coefficients and their uncertainties are explained in DataSheets (accessed by clicking on

Table 3 List of key reactions by number of species influenced.

Reaction	Strongly affected species ¹
$C + H_2 \rightarrow CH_2 + h\nu$	73
$CH_3^+ + H_2 \rightarrow CH_5^+ + h\nu$	18
$C_2H_2^+ + H_2 \rightarrow C_2H_4^+ + h\nu$	$C_2H_2O, C_2H_3, C_2H_2^+, C_2HO^+, C_2H_2N^+, C_2H_4^+$
$CH_3^+ + CO \rightarrow C_2H_3O^+ + h\nu$	$C_2H_2O, C_2H_3O^+$
$C_2H_4^+ + e^- \rightarrow C_2H_3 + H$	C_2H_2O, C_2H_3
$HSiO^+ + e^- \rightarrow SiO + H$	Si, SiO
$HSiO^+ + e^- \rightarrow Si + OH$	Si, SiO
$C_3H^+ + H_2 \rightarrow C_3H_3^+ + h\nu$	$C_3H_2, H_2C_3, C_3H^+, C_3H_2^+, C_3H_3^+, H_3C_3^+$
$C_3H^+ + H_2 \rightarrow H_3C_3^+ + h\nu$	$C_3H_2, H_2C_3, C_3H^+, C_3H_2^+, C_3H_3^+, H_3C_3^+$
$CH_3^+ + HCN \rightarrow C_2H_4N^+ + h\nu$	$C_2H_2N, HC_3N, C_2H_3N, C_2H_4N^+$
$C_4H_2^+ + H \rightarrow C_4H_3^+ + h\nu$	$C_4H_2, C_5H, C_6H_6, C_4H_3^+$
$CH_3^+ + NH_3 \rightarrow CH_6N^+ + h\nu$	CH_3N, CH_5N
$C_4H_2^+ + O \rightarrow HC_4O^+ + H$	C_3O, HC_4O^+

¹Right column indicates the number or names of the species influenced strongly by each reaction.

**Fig. 3** The construction of the KIDA database.

the entry ‘Details’ in the first page devoted to a particular reaction). **An example of datasheet for the reaction $H_3^+ + O$ is given in Appendix A.** Figure 3 illustrates the construction of this database.

These DataSheets follow the form adopted by the IUPAC Subcommittee for Gas Kinetic Data Evaluation, which reviews and evaluates kinetic, photochemical and heterogeneous data for atmospheric chemistry (<http://www.iupac-kinetic.ch.cam.ac.uk>). For each reaction the DataSheet includes:

1. the possible product channels, where appropriate, and the electronic states of the reactants and products;
2. the enthalpies of reaction for the possible reaction channels;

Table 4 List of key reactions for specific species

Neutral-Neutral reactions	Affected species
$C + C_3O \rightarrow C_3 + CO$	C_3O
$C + OCN \rightarrow CO + CN$	OCN
$H + CH_2 \rightarrow CH + H_2$	CH
$O + CN \rightarrow CO + H$	CN
$N + CN \rightarrow C + N_2$	CN
$O + NH \rightarrow NO + H$	NH
$O + C_2 \rightarrow CO + C$	C_2
$O + C_2H \rightarrow CO + CH$	C_2H
$O + C_3H \rightarrow C_2H + CO$	C_3H
$N + C_3 \rightarrow CN + C_2$	C_3
$N + NO \rightarrow N_2 + O$	NO
$O + NH_2 \rightarrow HNO + H$	NH_2
$O + HNO \rightarrow NO_2 + H$	N_2O
$O + HNO \rightarrow N_2O + H$	N_2O
$CN + NH_3 \rightarrow NH_2CN + H$	NH_2CN
$O + C_3N \rightarrow CO + C_2N$	C_3N
$N + C_4N \rightarrow CN + C_3N$	C_4N
$N + C_4H \rightarrow C_4N + H$	C_4N
$N + C_2N \rightarrow CN + CN$	C_2N
$CN + HC_5N \rightarrow NC_6N + H$	NC_6N
$CN + HC_3N \rightarrow NC_4N + H$	NC_4N
Association reactions	Affected species
$C_4H_2^+ + HC_3N \rightarrow C_7H_3N^+ + h\nu$	HC_7N
$HS^+ + H_2 \rightarrow H_3S^+ + h\nu$	H_2S
$HCO^+ + H_2O \rightarrow CH_3O_2^+ + h\nu$	CH_2O_2
$C^+ + H_2 \rightarrow CH_2^+ + h\nu$	C_3
$S + CO \rightarrow OCS^+ + h\nu$	OCS
$CH_3^+ + HC_3N \rightarrow C_4H_4N^+ + h\nu$	CH_3C_3N
$CH_3^+ + HC_5N \rightarrow C_6H_4N^+ + h\nu$	CH_3C_5N
$Si^+ + H_2 \rightarrow SiH_2^+ + h\nu$	$HNSi$
Ion-neutral reactions	Affected species
$C_2H_3^+ + O \rightarrow C_2H_2O^+ + H$	$C_2H_2O^+$
$C^+ + S \rightarrow S^+ + C$	H_2CS
$C_5H^+ + N \rightarrow C_5N^+ + H$	$C_5H_2N^+, HC_5N$
$C_2H_4^+ + N \rightarrow C_2H_2N^+ + H_2$	$C_2H_2N^+$
$C_4H_2^+ + S \rightarrow HC_4S^+ + H$	C_4S
$H_3^+ + C \rightarrow CH^+ + H_2$	C_3H_3
$H_3^+ + O \rightarrow OH^+ + H_2$	H_3O^+
$C_2H_3^+ + N \rightarrow C_2NH^+ + H_2$	C_2NH^+
Dissociative recombination	Affected species
$HC_4O^+ + e^- \rightarrow C_3O + CH$	C_3O
$H_2NC^+ + e^- \rightarrow HNC + H$	HNC, H_2NC^+
$C_5H_2N^+ + e^- \rightarrow C_5N + H_2$	$C_5H_2N^+$
$HC_4S^+ + e^- \rightarrow C_4S + H$	C_4S
$H_2CO^+ + e^- \rightarrow CO + H + H$	H_2CO^+
$CNC^+ + e^- \rightarrow CN + C$	CNC^+
$HC_4S^+ + e^- \rightarrow C_4S + H$	C_4S
$HC_3S^+ + e^- \rightarrow C_3S + H$	C_3S
$HC_3S^+ + e^- \rightarrow C_2S + CH$	C_3S

3. a Table giving experimental (and theoretical) values of the rate coefficients, and the values given in previous reviews, including the OSU and UDfA data bases;
4. comments on the experimental and theoretical studies that have been performed;
5. recommended values of both the rate coefficients and their estimated uncertainties for temperatures between 10 and 298 K except as mentioned in the text, and comments (and justification) for the choices that have been made.

When we have an estimation for the uncertainty factor F_{unc} , we have indicated it in the Tables 5, 6, 7, and 8 otherwise, the symbol - is used. There are three reactions that have been examined - $\text{C} + \text{H}_2 \rightarrow \text{CH}_2 + h\nu$ and $\text{C}^+ + \text{S} \rightarrow \text{S}^+ + \text{C}$ - but for which we do not give recommendations at the present time, since no experiment or detailed calculation has been done at low temperature. The impact of their rate coefficients on the abundances of the species appears to be especially strong. They will be discussed separately in the next section. Finally that the association reaction $\text{S} + \text{CO} \rightarrow \text{OCS} + h\nu$ is currently being studied theoretically by the group of Gunnar Nyman (Göteborg University, Sweden).

Table 5 Summary of the reaction review: Neutral-Neutral reactions.

Reaction	UDfA value			OSU value ^a			New value		
	α^b	β	γ	α^b	β	γ	α^b	β	γ
C + C ₃ O → C ₃ + CO	1.0(-10)	0	0	1.0(-10)	0	2	1.0(-10)	0	0
C + OCN → CO + CN	1.0(-10)	0	0	1.0(-10)	0	2	1.0(-10)	0	0
H + CH ₂ → CH + H ₂	6.64(-11)	0	0	2.7(-10)	0	2	2.2(-10)	0	0
O + CN → CO + N	4.36(-11)	0.46	-364	4.0(-11)	0	2	2.6(-11)	-0.12	0
N + CN → C + N ₂	3.0(-10)	0	0	3.0(-10)	0	2	1.0(-10)	0.18	0
O + NH → NO + H	1.16(-10)	0	0	1.16(-10)	0	2	6.6(-11)	0	0
O + NH → OH + N	1.16(-10)	0	0	1.16(-11)	0	2	0	0	0
O + C ₂ → CO + C	1.0(-10)	0	0	1.0(-10)	0	2	2.0(-10)	-0.12	0
O + C ₂ H → CO + CH	1.7(-11)	0	0	1.7(-11)	0	2	1.0(-10)	0	0
O + C ₃ H → C ₂ H + CO	1.7(-11)	0	0	1.7(-11)	0	2	1.0(-10)	0	0
N + C ₃ → CN + C ₂	1.0(-13)	0	0	1.0(-13)	0	2	1.0(-13)	0	0
N + NO → N ₂ + O	3.75(-11)	0	26	3.0(-11)	-0.6	2	4.76(-11) ^d	-0.35	58
O + NH ₂ → HNO + H	4.56(-11)	0	-10	8(-11)	0	2	6.3(-11)	-0.1	0
O + NH ₂ → NO + H ₂	8.3(-12)	0	0	1.0(-11)	0	2	0	0	0
O + NH ₂ → OH + NH	1.39(-11)	0	40	2.0(-11)	0	2	7(-12)	-0.1	0
O + HNO → NO ₂ + H	1.0(-12)	0	0	1.0(-12)	0	2	0	0	0
O + HNO → NO + OH	6.0(-11)	0	0	3.8(-11)	0	1.25	3.77(-11)	-0.08	0
CN + NH ₃ → HCN + NH ₂	3.41(-11)	-0.9	-9.9	1.38(-11)	-1.14	2	2.8(-11)	-0.85	0
CN + NH ₃ → NH ₂ CN + H	1.38(-11)	-1.14	0	1.3(-11)	-1.14	2	0	0	0
O + C ₃ N → CO + C ₂ N	4(-11)	0	0	4(-11)	0	2	1.0(-10)	0	0
N + C ₄ N → CN + C ₃ N	1.0(-10)	0	0	1.0(-10)	0	2	1.0(-10)	0	0
N + C ₂ N → CN + CN	1.0(-10)	0	0	1.0(-10)	0	2	1.0(-10)	0	0
N + C ₂ H → C ₂ N + H	1.7(-11)	0	0	1.7(-11)	0	2	1.0(-10)	0.18	0

Note: units of rate coefficients are cm³ s⁻¹. Temperature range of validity is 10 to 298 K for the new and the osu rate coefficients.

Rate coefficients for boldfaced reactions have been changed.

^a γ is 0 for all reactions.

^b d(e) means d × 10^e

^c Uncertainty factor means that k is between k/F_{unc} and k^*F_{unc}

^d This rate coefficient is has been computed by Jofl and Honvault (2009) for temperatures between 10 and 500 K. More studies are currently going on and will be reported by Bergeat et al. (in preparation).

Table 6 Summary of the reaction review: Radiative association reactions.

Reaction	UDfA value			OSU value			New value		
	α^a	β	F_{unc}^b	α^a	β	F_{unc}^b	α^a	β	F_{unc}^b
$\text{C}^+ + \text{H}_2 \rightarrow \text{CH}_2^+ + \text{h}\nu$	4(-16)	-0.2	2	4(-16)	-0.2	10	2(-16)	-1.3	23
$\text{C}_2\text{H}_2^+ + \text{H}_2 \rightarrow \text{C}_2\text{H}_4^+ + \text{h}\nu$	2.34(-14)	-1.5	1.25	1.5(-14)	-1.0	10	2.9(-14)	-1.5	0
$\text{CH}_3^+ + \text{H}_2 \rightarrow \text{CH}_3^+ + \text{h}\nu$	1.3(-14)	-1.0	2	1.3(-14)	-1.0	10	4.1(-16)	-2.3	30

Note: units of rate coefficients are $\text{cm}^3 \text{s}^{-1}$. Temperature range of validity is 10 to 298 K for the new and the osu rate coefficients.

Rate coefficients for boldfaced reactions have been changed.

^a d(e) means $\text{d} \times 10^e$

^b Uncertainty factor means that k is between k/F_{unc} and $k*F_{\text{unc}}$

Table 7 Summary of the reaction review: Ion-neutral reactions.

Reaction	UDfA value			OSU value			New value		
	α^a	F_{unc}^b	T range (K)	α^a	F_{unc}^b		α^a	β	F_{unc}^b
$\text{H}_3^+ + \text{O} \rightarrow \text{OH}^+ + \text{H}_2$	8.4(-10)	1.5	10-41000	8.0(-10)	1.5		7.98(-10)	-0.156	1.41
$\text{H}_3^+ + \text{O} \rightarrow \text{H}_2\text{O}^+ + \text{H}$	3.6(-10)	1.5	10-41000	0.	-		3.42(-10)	-0.156	1.41

Note: units of rate coefficients are $\text{cm}^3 \text{s}^{-1}$. Temperature range of validity is 10 to 298 K for the new and the osu rate coefficients.

Rate coefficients for boldfaced reactions have been changed.

^a d(e) means $\text{d} \times 10^e$

^b Uncertainty factor means that k is between k/F_{unc} and $k*F_{\text{unc}}$

Table 8 Summary of the reaction review: Dissociative recombination.

Reaction	k(T)	UDfA value	F _{unc} ^a	T range	k(T)	OSU value	F _{unc} ^a	k(T)	New value	F _{unc} ^d
HCNH⁺ + e⁻ → HCN + H	2.83 × 10 ⁻⁷ (T/300) ^{-0.65}	(T/300) ^{-0.65}	1.25	10-300	6.2 × 10 ⁻⁷ (T/300) ^{-0.65}	(T/300) ^{-0.65}	1.25	2.83 × 10 ⁻⁷ (T/300) ^{-0.65}	-	-
HCNH⁺ + e⁻ → HNC + H	rb=0.34				rb=0.4			rb=0.34	-	-
HCNH⁺ + e⁻ → CN + H + H	rb=0.34				rb=0.4			rb=0.34	-	-
	rb=0.32				rb=0.2			rb=0.32	-	-
HC₅NH⁺ + e⁻ → C₅N + H₂	3.0 × 10 ⁻⁷ (T/300) ^{-0.5}	(T/300) ^{-0.5}	2	10-300	3.0 × 10 ⁻⁷ (T/300) ^{-0.5}	(T/300) ^{-0.5}	2	2.0 × 10 ⁻⁶ (T/300) ^{-0.7}	-	-
HC₅NH⁺ + e⁻ → HC₅N + H	rb=0.5				rb=0.5			rb=0.04	-	-
HC₅NH⁺ + e⁻ → HCN + HC₄	rb=0.5				rb=0.5			rb=0.46	-	-
HC₅NH⁺ + e⁻ → HNC + HC₄	rb=0				rb=0			rb=0.22	-	-
HC₅NH⁺ + e⁻ → HNC + HC₄	rb=0				rb=0			rb=0.22	-	-
HC₅NH⁺ + e⁻ → HC₃N + HC₂	rb=0				rb=0			rb=0.06	-	-
H₂CO⁺ + e⁻ → HCO + H	1.5 × 10 ⁻⁷ (T/300) ^{-0.5}	(T/300) ^{-0.5}	2	10-300	1.5 × 10 ⁻⁷ (T/300) ^{-0.5}	(T/300) ^{-0.5}	2	5.0 × 10 ⁻⁷ (T/300) ^{-0.7}	-	-
H₂CO⁺ + e⁻ → CO + H + H	rb=0.33				rb=0.33			rb=0.30	-	-
H₂CO⁺ + e⁻ → CO + H₂	rb=0.67				rb=0.67			rb=0.5	-	-
H₂CO⁺ + e⁻ → CH₂ + O	rb=0				rb=0			rb=0.15	-	-
	rb=0				rb=0			rb=0.05	-	-
CNC⁺ + e⁻ → CN + C	3.0 × 10 ⁻⁷ (T/300) ^{-0.5}	(T/300) ^{-0.5}	2	10-300	3.0 × 10 ⁻⁷ (T/300) ^{-0.5}	(T/300) ^{-0.5}	2	4.0 × 10 ⁻⁷ (T/300) ^{-0.6}	-	-
CNC⁺ + e⁻ → C₂ + N	rb=1				rb=1			rb=0.95	-	-
	rb=0				rb=0			rb=0.05	-	-
C₂H₄⁺ + e⁻ → C₂H₃ + H	5.6 × 10 ⁻⁷ (T/300) ^{-0.76}	(T/300) ^{-0.76}	2	10-300	5.6 × 10 ⁻⁷ (T/300) ^{-0.76}	(T/300) ^{-0.76}	2	5.6 × 10 ⁻⁷ (T/300) ^{-0.76}	-	-
C₂H₄⁺ + e⁻ → C₂H₂ + H₂	rb=0.11				rb=0.11			rb=0.11	-	-
C₂H₄⁺ + e⁻ → C₂H₂ + H + H	rb=0.06				rb=0.06			rb=0.06	-	-
C₂H₄⁺ + e⁻ → C₂H₂ + H + H₂	rb=0.66				rb=0.66			rb=0.66	-	-
C₂H₄⁺ + e⁻ → CH₄ + C	rb=0.1				rb=0.1			rb=0.1	-	-
C₂H₄⁺ + e⁻ → CH₃ + CH	rb=0.01				rb=0.01			rb=0.01	-	-
C₂H₄⁺ + e⁻ → CH₃ + CH	rb=0.02				rb=0.02			rb=0.02	-	-
C₂H₄⁺ + e⁻ → CH₂ + CH₂	rb=0.04				rb=0.04			rb=0.04	-	-
HOSi⁺ + e⁻ → SiO + H	3.0 × 10 ⁻⁷ (T/300) ^{-0.5}	(T/300) ^{-0.5}	2	10-300	3.0 × 10 ⁻⁷ (T/300) ^{-0.5}	(T/300) ^{-0.5}	2	3.0 × 10 ⁻⁷ (T/300) ^{-0.5}	-	-
HOSi⁺ + e⁻ → Si + OH	rb=0.5				rb=0.5			rb=0.5	-	-
	rb=0.5				rb=0.5			rb=0.5	-	-

Note: units of rate coefficients are cm³ s⁻¹; rb stands for branching fraction. Temperature range of validity is 10 to 298 K for the new and the osu rate coefficients.

Rate coefficients for boldfaced reactions have been changed.

^a Uncertainty factor means that *k* is between *k*/F_{unc} and *k**F_{unc}

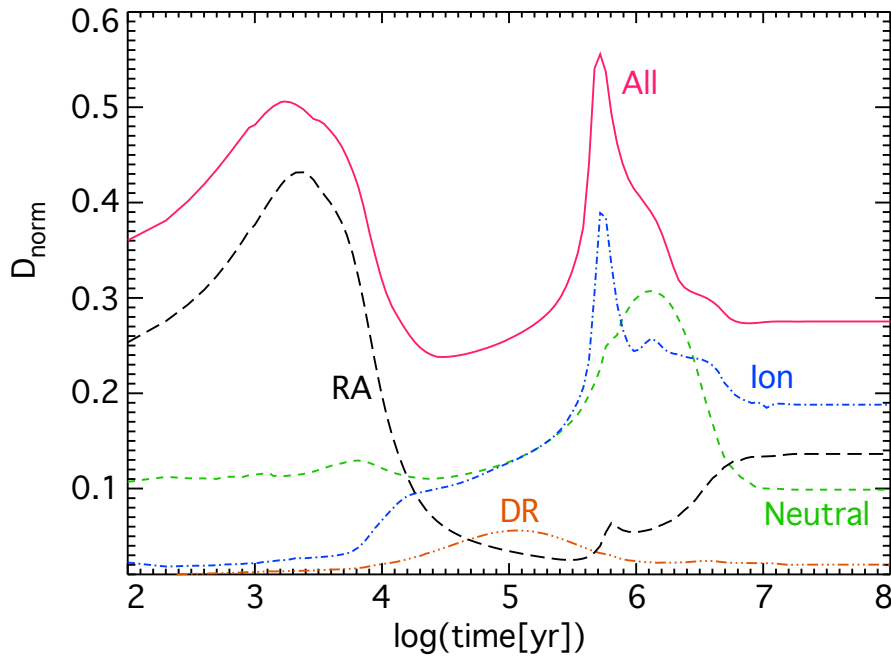


Fig. 4 The D_{norm} parameter (see text) as a function of time when the different types of reactions are updated: DR stands for dissociative recombination; RA, for radiative association; Neutral, for neutral-neutral reactions; Ion, for ion-neutral reactions; and All, for the case in which all rate coefficients are updated.

5.3 Impact of new rate coefficients

We separate this discussion into four parts. In the first part, we show the impact of the updated reactions listed in Tables 5, 6, 7 and 8. We compare the computed abundances with observations in dense clouds in the next part. Then two reactions, $C + H_2 \rightarrow CH_2 + h\nu$ and $C^+ + S \rightarrow C + S^+$, will be considered separately because a correct evaluation of their rate coefficients at low temperature requires detailed calculations which have not been carried out as part of the present study. We will however demonstrate how sensitive the abundances of the species are to the rate coefficients of these reactions assuming reasonable minimum and maximum values. For this section, we will use the following physical conditions: a temperature of 10 K, an H density of $2 \times 10^4 \text{ cm}^{-3}$, and an A_V of 10.

5.3.1 Impact of updated reaction coefficients

In order to study the impact of the new rate coefficients, we have calculated at each time a function $D_{norm}(t)$, defined by the equation

$$D_{norm}(t) = \frac{1}{N} \sum_j |\log(X_{old}^j(t)) - \log(X_{update}^j(t))| \quad (26)$$

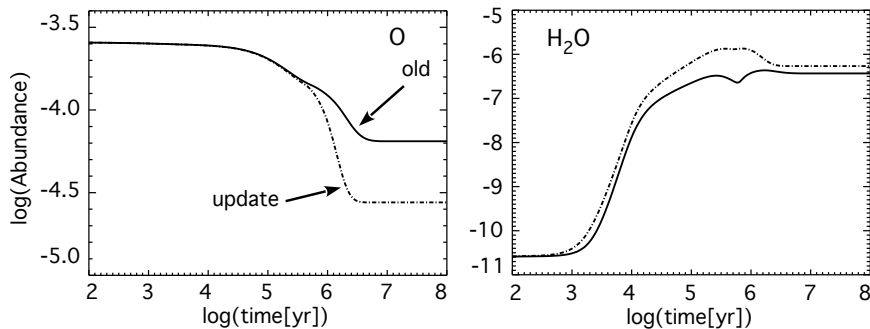


Fig. 5 O and H₂O abundances as a function of time predicted by the model in the case of the osu-09-2008 network (solid line) and when the ion-neutral reaction $\text{H}_3^+ + \text{O}$ rate coefficient has been updated (dashed line).

with X_{old}^j the abundance of species j computed with osu-09-2008 and $X_{\text{update}}^j(t)$ the abundance of species j computed with the updated networks. The sum N , which is 102 for all networks, is over all the species whose abundance is larger than 10^{-11} at 10^5 yr. In addition to the osu-09-2008 network, we have used 5 other networks. In four of the five networks, we have updated separately each class of reaction: neutral-neutral reactions from Table 5, radiative associations from Table 6, ion-neutral reactions from Table 7 and dissociative recombinations from Table 8. In the fifth network, we have updated all the types of reactions at the same time.

The parameter D_{norm} is shown in Fig. 4 for the different networks. The changes in the rate coefficients for the radiative association reactions are more important for times earlier than 10^4 yr whereas ion-neutral and neutral-neutral reactions impact the abundances of the species especially between 10^5 and 10^7 yr. In particular, there is a peak of D_{norm} at 5×10^5 yr due to the change in the rate coefficient for the $\text{H}_3^+ + \text{O}$ reaction (since it is the only updated ion-neutral reaction) that affects strongly the abundance of many species including C, C^+ , O, O_2 , SO, CH_2 and H_2O at that time (see Fig. 5). This reaction is indeed the main destruction path of the atomic oxygen. The abundance of O is then decreased whereas the ones of H_2O and O_2 are increased. The update of the branching ratios does not affect strongly the results at steady-state since OH^+ is rapidly converted into H_2O^+ by reacting with H_2 .

When neutral-neutral reactions are updated, the species that are most affected are C_2 , NO, C_2H , C_3H and C_5 (at 10^6 yr). These species have been affected by the changes in the reaction rate coefficients of $\text{O} + \text{C}_2$, $\text{N} + \text{NO}$, $\text{O} + \text{C}_2\text{H}$ and $\text{O} + \text{C}_3\text{H}$ respectively as they are the most important reaction for each of these species. Among these species, the sensitivity of the C_5 abundance is an example of the combined effect of different rate coefficients since we did not find a unique "key" reaction as done in Table 4. The impact of the update in the rate coefficients for dissociative recombination is the smallest.

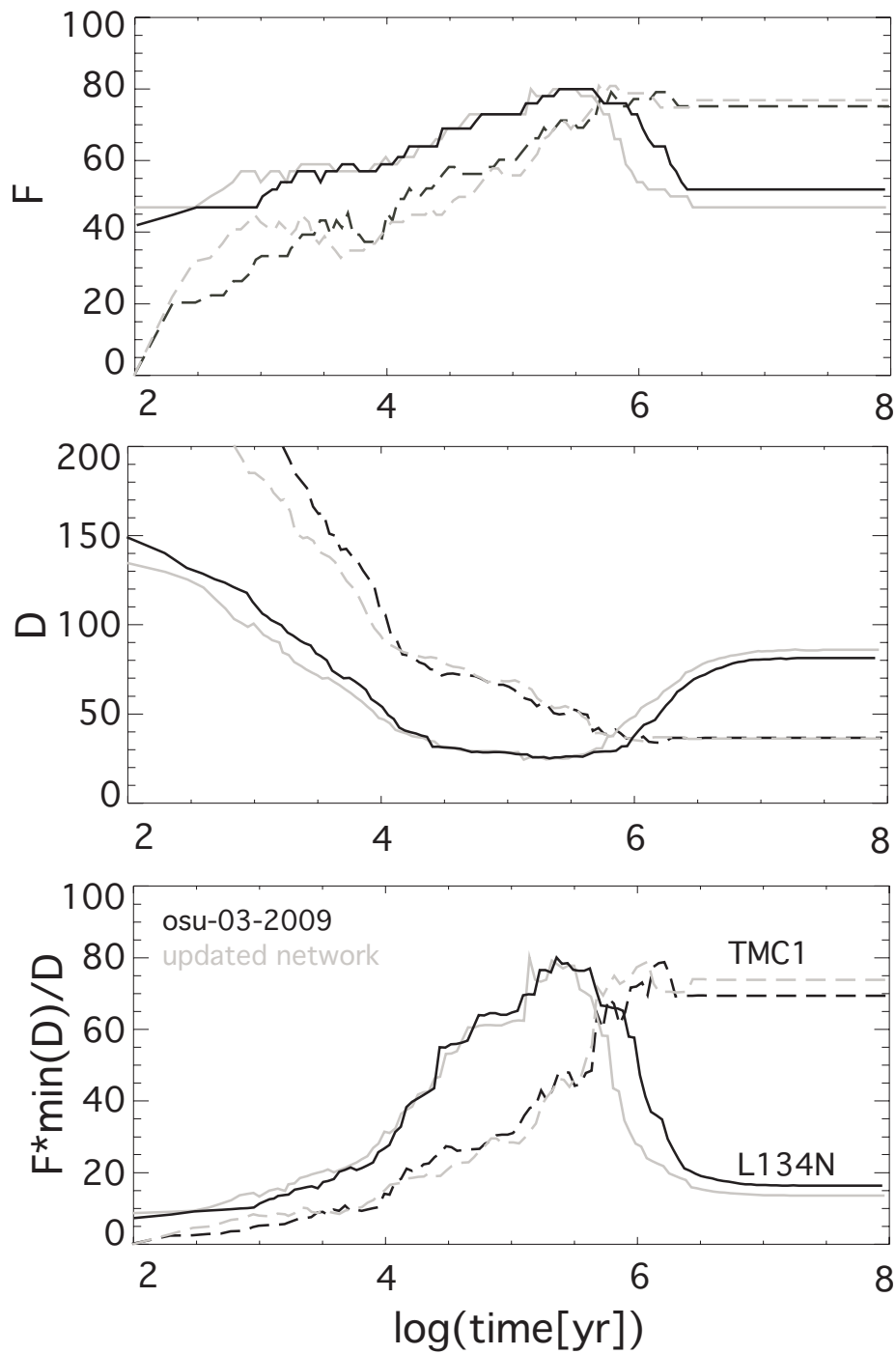


Fig. 6 Comparison between model and observations (see text for details). Solid lines are for L134N whereas dashed lines are for TMC1. Black lines show the results using the osu-09-2008 network whereas gray lines are used for the updated network.

Table 9 Molecules observed in L134N and TMC1 not reproduced by the models at the best ages indicated in the table.

L134N		TMC1	
osu-09-2008 3×10^5 yr	update 2×10^5 yr	osu-09-2008 1×10^6 yr	update 5×10^5 yr
NO	CN	CN	CN
H ₂ S	H ₂ S	OH	OH
CH ₃ OH	CH ₃ OH	CH ₃ OH	C ₂ H
CH ₃ CHO	CH ₃ CHO	CH ₃ CHO	CH ₃ OH
HC ₇ N	HC ₇ N	C ₃ H ₃ N	CH ₃ CHO
HCO ⁺	HCO ⁺	C ₃ H ₄	C ₃ H ₃ N
HCS ⁺	HCS ⁺	HCS ⁺	C ₃ H ₄
SiO	SiO	HCNH ⁺	HCS ⁺
		SiO	SiO
		CH ₃ C ₃ N	HC ₉ N
		HC ₉ N	

5.3.2 Agreement with observations

We compared observed and modeled abundances for the dense clouds L134N and TMC1, which are normally used as references for these studies (Garrod et al. 2007). The observed abundances – composed of 42 species in L134N and 53 species in TMC1 – are given in Tables 3 and 4 of Garrod et al. (2007). Upper limits on SiO abundance are considered in addition (2.6×10^{-12} for L134N and 2.4×10^{-12} for TMC1, Ziurys et al. 1989). Since the abundances have been published without estimation of the observational error, we assume an error of a factor of three for all molecules. To obtain the error bars on the theoretical abundances, we used Monte Carlo simulations to study the propagation of uncertainties in reaction rate coefficients (Wakelam et al. 2005). The error in the theoretical abundance (2σ) is then defined as the envelope containing 95.4% of the abundance distribution. The agreement between observed and modeled abundances is then achieved when an overlap exists between these two quantities taking into account both types of error bars. Using this definition of the agreement, we computed three parameters as a function of time. The first parameter, labeled F , is the percentage of molecules that is in agreement. The second parameter is the distance of disagreement D (in log units, similar to D_{norm} eq. 26 but not normalized) for the species where we do not have agreement. D is the sum, over all such species, of the difference between modeled and observed closest error bars. For example, assuming that the observed abundance of a species is defined by $X_{obs,min}$ and $X_{obs,max}$ and the modeled one by $X_{mod,min}$ and $X_{mod,max}$ at time t , if the abundance of a species is over-estimated by the model, the distance of disagreement for this species is $|\log(X_{mod,min}) - \log(X_{obs,max})|$. Finally, the last parameter allows us to take into account both the agreement and the disagreement with the model by multiplying $F(t)$ with $\min(D)/D(t)$, with $\min(D)$ the minimum of D over all times. This last parameter tends to sharpen the times at which agreement is best.

We computed the three parameters for four different models. For both clouds, we used the same physical parameters: a temperature of 10 K, an H₂ density of 10^4 cm⁻³, an A_V of 10 and a ζ_{H_2} of 1.3×10^{-17} s⁻¹. All species are initially in atomic form, except for hydrogen, which is assumed to be already completely molecular. Different elemental abundances were chosen for the two clouds. For L134N, we used the typical

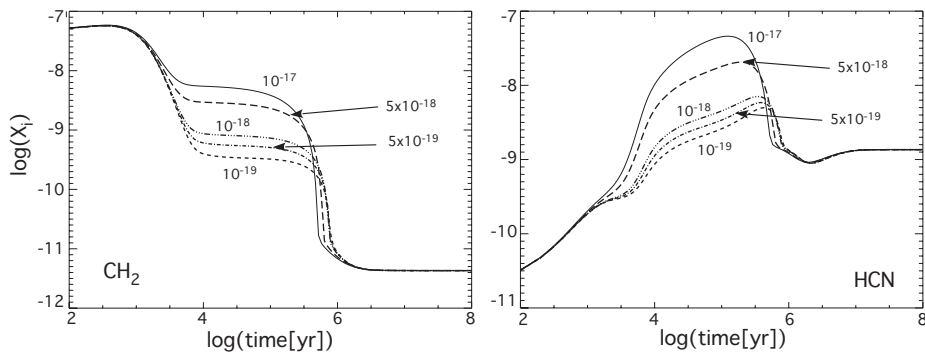


Fig. 7 CH_2 and HCN abundances as a function of time for the dense cloud conditions. Different curves were obtained with different values of the $\text{C} + \text{H}_2 \rightarrow \text{CH}_2 + h\nu$ reaction rate coefficient. The units of the rate coefficient are $\text{cm}^3 \text{s}^{-1}$.

low-metal elemental abundances (see Table 1 in Wakelam and Herbst 2008). For TMC1, the observation of large quantities of C-rich species seems to indicate that the C/O elemental ratio is larger than unity. As in previous studies, we lowered the elemental abundance of oxygen to obtain C/O equal to 1.4. For both clouds, two networks were tested: osu-09-2008 and the updated network described in the previous section. Fig. 6 shows the three parameters (F , D and $F^*\min(D)/D$) as a function of time for the two clouds and each network. The best agreement for L134N is not changed significantly. The best time is still around $(2-3) \times 10^5$ yr using both networks. For TMC1, we have an agreement only slightly better: 79% of the observed species are reproduced with the updated network against 77% with osu-09-2008. Specifically, more $\text{CH}_3\text{C}_3\text{N}$ and HCNH^+ are now produced, moving their predicted abundances closer to the observed values, whereas C_2H is now underproduced by the model. The best times are also slightly shifted to earlier times: $4.7 \times 10^5 - 6.3 \times 10^5$ yr using the updated network and $5.7 \times 10^5 - 1.5 \times 10^6$ yr with osu-09-2008 although the agreement stays high until steady-state. Species not reproduced by the different models are listed in Table 9 for both clouds.

5.3.3 The $\text{C} + \text{H}_2$ association reaction

The radiative association reaction $\text{C} + \text{H}_2 \rightarrow \text{CH}_2 + h\nu$ has been found to be the most important one for dense cloud chemistry in the 10^{5-6} yr era, since it contributes significantly to the production of CH_2 , one of the first carbon-containing molecules. The rate coefficient for this reaction recommended in the OSU and UDfA databases is $10^{-17} \text{ cm}^3 \text{ s}^{-1}$ and comes from Prasad and Huntress (1980a). An estimate based on the supposition that radiative stabilisation involves only infrared transitions between the vibrational levels of CH_2 (see the datasheet in KIDA for more details) yields a value of $6 \times 10^{-19} \text{ cm}^3 \text{ s}^{-1}$ at 10 K. However, it is possible that the internal levels close to the dissociation limit of CH_2 are of mixed electronic character allowing an increase in the spontaneous emission rate from these levels. Therefore, we have carried out calculations with the value of this rate coefficient varied between 10^{-19} and $10^{-17} \text{ cm}^3 \text{ s}^{-1}$ in order to examine the sensitivity of the results to this reaction. Note that more detailed calculations are needed for this reaction in order to have a better estimate.

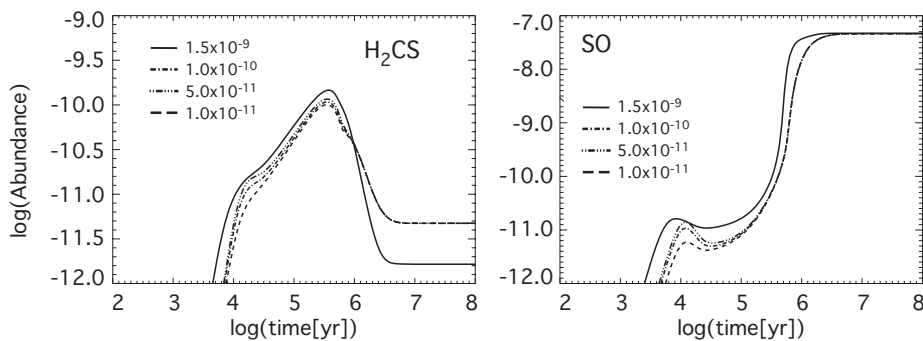


Fig. 8 H₂CS and SO abundances as a function of time for cold dense clouds. Different curves were obtained with different values of the C⁺ + S → S⁺ + C reaction rate coefficient: 1.5×10^{-9} (osu-09-2008), 1×10^{-10} , 5×10^{-11} and 1×10^{-11} cm³ s⁻¹.

In Fig. 7, we show the CH₂ and HCN abundances as a function of time calculated by the updated model when different values of the rate coefficient for formation of CH₂ are employed. HCN is an example of molecules observed in dense clouds and its second main production reaction at 10⁵ yr is N + CH₂. The results are shown for five values of the C + H₂ → CH₂ + hν rate coefficient: 10⁻¹⁹, 5 × 10⁻¹⁹, 10⁻¹⁸, 5 × 10⁻¹⁸ and 10⁻¹⁷ cm³ s⁻¹. The abundances of the species are much more sensitive to the rate coefficient when it is larger than 10⁻¹⁸. For most molecules, the abundances calculated by the model are smaller between 10⁴ and 10⁶ yr for smaller rate coefficients. To reproduce the observed abundance of HCN in TMC-1, which is 2 × 10⁻⁸ (Ohishi et al. 1992), a rate coefficient larger than 10⁻¹⁸ cm³ s⁻¹ is better. It is however risky to constrain rate coefficients by comparing the modeled abundances with the ones observed in the interstellar medium since the differences that are found when a single rate coefficient is changed will depend on the values of the other rate coefficients and of the reactions currently present in the network. The change in other rate coefficients or the addition or removal of reactions from the network may change the "best" rate coefficient for C + H₂ → CH₂ + hν. Detailed quantum calculations would be required to know at least if the rate coefficient of this reaction is larger than 10⁻¹⁸ cm³ s⁻¹ and such detailed calculations are beyond the scope of this article.

5.3.4 The C⁺ + S charge exchange reaction

With an accurate quantum chemical treatment for the potential surface, followed by semi-classical dynamics, the rate coefficient for the C⁺ + S charge transfer reaction has been calculated to be 5.7×10^{-12} cm³ s⁻¹ at 1000 K and 2×10^{-12} at 500 K (Bacchus-Montabonel and Talbi 2008). These calculations at high temperature tend to show that the 1.5×10^{-9} cm³ s⁻¹ value used in the astrochemical models for the 10-100 K temperature range is overestimated. A definitive conclusion needs a treatment that takes into account the quantum effects at very low temperature, which could increase, probably not drastically, the C⁺ + S rate coefficient. In the meantime, we suggest, for temperatures between 10 and 100 K, upper and lower limits for the rate coefficient of respectively 10⁻¹⁰ and 10⁻¹¹ cm³ s⁻¹.

In Fig. 8, we show the abundance of H₂CS and SO as functions of time calculated for four values of the rate coefficient: 1.5×10^{-9} (osu-09-2008), 1×10^{-10} , 5×10^{-11} and

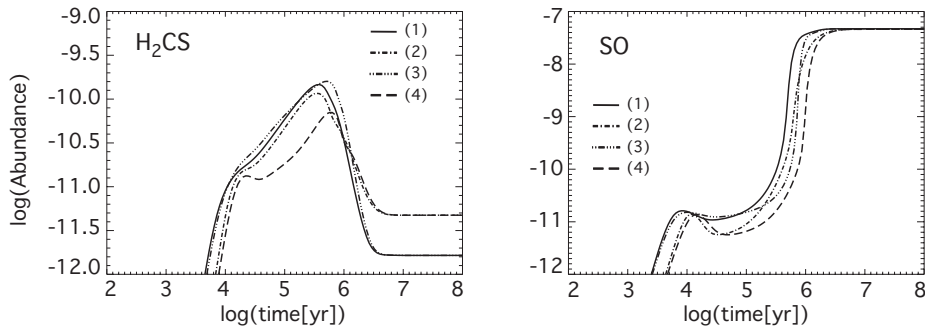


Fig. 9 H_2CS and SO abundances as a function of time for cold dense clouds. Different curves were obtained with different values of two rate coefficients: (1) the rate coefficients of $\text{C} + \text{H}_2$ and $\text{C}^+ + \text{S}$ are 10^{-17} and 1.5×10^{-9} respectively, (2) $\text{C} + \text{H}_2$ is 10^{-17} and $\text{C}^+ + \text{S}$ is 10^{-10} , (3) $\text{C} + \text{H}_2$ is 10^{-18} and $\text{C}^+ + \text{S}$ is 1.5×10^{-9} and (4) $\text{C} + \text{H}_2$ is 10^{-18} and $\text{C}^+ + \text{S}$ is 10^{-10} . The units of the rate coefficient are $\text{cm}^3 \text{s}^{-1}$.

$1 \times 10^{-11} \text{ cm}^3 \text{s}^{-1}$. The sensitivity does not appear to be very strong. If we, however, also vary the rate coefficient of $\text{C} + \text{H}_2$, we then have a significant combined effect, warned about in the previous section. This is shown in Fig. 9 where the abundances of the species have been computed with four sets of rate coefficients (in units of $\text{cm}^3 \text{s}^{-1}$) for $\text{C} + \text{H}_2$ and $\text{C}^+ + \text{S}$, respectively: (1) those in osu-09-2008, i.e. 10^{-17} and 1.5×10^{-9} , 2) 10^{-17} and 10^{-10} , 3) 10^{-18} and 1.5×10^{-9} and 4) 10^{-18} and 10^{-10} .

6 IRC +10216 chemistry

In addition to the chemistry of cold cores, the chemistry of certain circumstellar regions is also of interest. IRC +10216 is a relatively nearby carbon-rich (elemental $[\text{C}]/[\text{O}] > 1$) asymptotic giant branch (AGB) star which is undergoing a mass loss process that produces an extended circumstellar envelope. It is also one of the richest molecular sources in the sky with more than 70 molecules discovered to date in its circumstellar gas. The hot and dense regions near the stellar surface contain stable carbon-bearing molecules such as C_2H_2 , HCN , CS , ... with abundances determined by thermodynamic rather than kinetic considerations. As the gas expands it starts to be exposed to the interstellar ultraviolet radiation field so that molecules are photodissociated, and the resulting radicals participate in rapid gas phase chemical reactions forming new molecules. **The fact that the chemistry of this source is relatively simple in terms of geometry (it may be modelled as an uniform spherical outflow) makes IRC +10216 an ideal target on which to apply and test gas phase chemical models (Cherchneff et al. 1993; Millar and Herbst 1994; Doty and Leung 1998; Millar et al. 2000; Agúndez and Cernicharo 2006; Cordiner and Millar 2009).** The reader may notice however that uncertainties in the initial chemical composition (especially the initial abundance of C_2H_2) and UV field may also affect the computed species abundances as already noticed by (Millar and Herbst 1994).

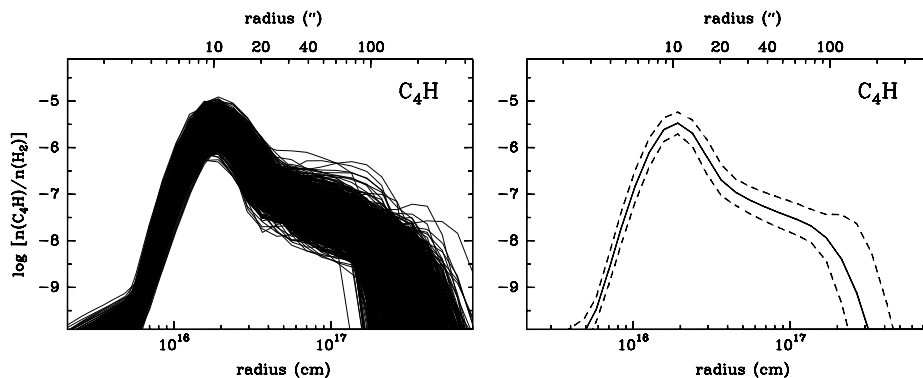


Fig. 10 Abundance of C_4H in IRC +10216 as a function of radius. *Left*: as calculated with the 1000 chemical models. *Right*: mean abundance (solid line) and 1σ standard deviation (dashed lines).

6.1 Chemical model and sensitivity analysis

Here we report a sensitivity analysis in parallel to the one for cold cores. We computed the chemical composition of the gas as it expands from a radius of 10^{15} cm to one of 10^{18} cm, while the gas density decreases as the inverse square of radius and the temperature as a power law of it with the exponent depending on the distance from the central star (Agúndez and Cernicharo 2006).

We utilized the *udfa06* chemical network (Woodall et al. 2007) with the rate coefficient uncertainties compiled in this database. Because IRC +10216 harbors the largest variety of molecular anions yet observed and because of the impact of reactions with anions for the chemistry of this source (Cordiner and Millar 2009), the chemical network was enhanced by a set of reactions involving anions taken from the *osu_01_2009*² database, for which we assumed an uncertainty in the rate coefficients of a factor of 2. **The photodissociation rate of CO was computed including self-shielding according to the treatment of Mamon et al. (1988), and the error was assumed to be low (a factor 1.25).** The sensitivity analysis was carried out by running 1000 different chemical models in which the reaction rate constants are randomly varied within their uncertainties using a lognormal distribution (Wakelam et al. 2005).

As an example, in Fig. 10 we show as a function of radius the abundance distribution as well as the mean abundance and 1σ deviation of C_4H , a species which is formed in the outer envelope. The uncertainty in the abundance increases with radius, or with time (in an expanding envelope a given radial position may be interpreted as a certain temporal instant), which occurs because the dispersion in the abundances due to the rate coefficient uncertainties gets larger.

In the case of a circumstellar envelope such as IRC +10216, it is more appropriate to discuss the uncertainty propagation of the reaction rate coefficients in terms of the total column densities rather than the abundance at a given radius. In Fig. 11 we plot the total column densities (twice the radial column densities from 10^{15} to 10^{18} cm) calculated with the chemical model for various carbon-chain molecules, with their 1σ error due to the uncertainties in the reaction rate coefficients, and compare them with

² See <http://www.physics.ohio-state.edu/~eric/research.html>

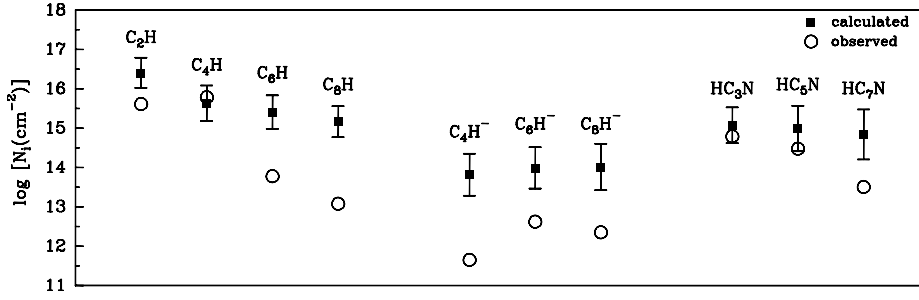


Fig. 11 Calculated (squares) and observed (circles) column densities of various carbon-chain molecules in IRC +10216.

Table 10 List of key reactions for the chemistry of IRC +10216.

Reaction i	F_{unc}	$\sum_j P_j^i$	Affected species j
$\text{N}_2 + h\nu \rightarrow \text{N} + \text{N}$	10	12.9	$\text{N}, \text{N}_2, \text{HC}_2\text{N}, \text{C}_3\text{N}, \text{C}_3\text{N}^-, \text{C}_2\text{N}, \text{SiNH}, \dots$
$\text{C}_2\text{H}_2 + h\nu \rightarrow \text{C}_2\text{H} + \text{H}$	2	12.7	$\text{C}_2\text{H}_2, \text{C}_4\text{H}_2, \text{C}_3\text{H}, \text{C}_8\text{H}_2, \text{HC}_3\text{N}, \text{c-C}_3\text{H}_2, \dots$
$\text{C}_2 + h\nu \rightarrow \text{C}_2^+ + e^-$	2	12.4	$\text{C}_2\text{H}_2^+, \text{C}_2\text{H}^+, \text{C}_2^+, \text{C}_2\text{H}_3^+, \text{H}, \text{C}_2\text{H}_4^+, \dots$
$\text{C}_2\text{H} + h\nu \rightarrow \text{C}_2 + \text{H}$	10	10.5	$\text{C}_2\text{H}, \text{C}_3\text{H}_3, \text{C}_2, \text{C}_3^+, \text{C}_4\text{H}_3, \text{C}_2\text{S}, \dots$
$\text{C} + h\nu \rightarrow \text{C}^+ + e^-$	2	9.3	$\text{C}^+, e^-, \text{C}, \text{HCP}, \text{SiS}, \text{H}_3\text{O}^+, \text{HCCO}^+, \text{P}, \dots$
$\text{H}_2 + \text{cosmic ray} \rightarrow \text{H}_2^+ + e^-$	2	8.0	$\text{H}_3^+, \text{N}_2\text{H}^+, \text{HNC}, \text{NH}_4^+, \text{HCO}^+, \text{HCNH}^+, \dots$
$\text{HCN} + h\nu \rightarrow \text{CN} + \text{H}$	1.5	7.8	$\text{HCN}, \text{HC}_3\text{N}, \text{CNC}^+, \text{C}_2\text{H}_3\text{CN}, \text{SiH}_3, \text{HC}_5\text{N}, \dots$
$\text{C}_2\text{H} + \text{C}_4\text{H}_2 \rightarrow \text{C}_6\text{H}_2 + \text{H}$	2	7.1	$\text{C}_6\text{H}_2, \text{C}_7\text{H}^+, \text{C}_7\text{H}, \text{C}_4\text{H}_2, \text{C}_6\text{H}, \dots$
$\text{CS} + h\nu \rightarrow \text{C} + \text{S}$	2	4.3	$\text{CS}, \text{S}, \text{HC}_4\text{S}^+, \text{C}_4\text{S}, \text{H}_2\text{CS}$
$\text{Si} + h\nu \rightarrow \text{Si}^+ + e^-$	2	3.7	$\text{Si}^+, \text{Si}, \text{SiNH}_2^+, \text{SiN}^+, \text{SiC}_3, \dots$
$\text{C}_2\text{H} + \text{C}_6\text{H}_2 \rightarrow \text{C}_8\text{H}_2 + \text{H}$	2	3.4	$\text{C}_8\text{H}_2, \text{HC}_9\text{N}, \text{C}_6\text{H}_2, \text{C}_7\text{H}, \text{C}_6\text{H}, \text{HC}_7\text{N}, \dots$
$\text{O} + \text{C}_2 \rightarrow \text{CO} + \text{C}$	2	3.0	$\text{C}_2\text{H}_2^+, \text{C}_2\text{H}^+, \text{C}_2^+, \text{H}, \text{C}_2, \text{C}_4\text{H}^+, \dots$
$\text{C}^+ + \text{SiS} \rightarrow \text{SiS}^+ + \text{C}$	2	3.0	$\text{SH}, \text{SiS}^+, \text{SO}, \text{S}_2, \text{SO}^+, \text{SiS}, \dots$
$\text{NH}_3 + h\nu \rightarrow \text{NH}_2 + \text{H}$	1.5	2.7	$\text{NH}_3, \text{NH}_2, \text{H}_2\text{CN}^+, \text{HNO}, \text{NH}_2\text{CN}$
$\text{C}_4\text{H}_2 + h\nu \rightarrow \text{C}_4\text{H}_2^+ + e^-$	2	2.6	$\text{C}_4\text{H}_2^+, \text{C}_6\text{H}_4^+, \text{CH}_3\text{C}_4\text{H}^+, \text{C}_8\text{H}_3^+, \text{H}_3\text{C}_9\text{N}^+, \text{C}_4\text{S}$
$\text{CN} + \text{SiH}_4 \rightarrow \text{HCN} + \text{SiH}_3$	1.5	2.5	$\text{SiH}_4, \text{SiH}_3, \text{H}_2\text{SiO}, \text{SiCH}_2, \text{H}_2\text{SiO}^+$
$\text{S} + h\nu \rightarrow \text{S}^+ + e^-$	2	2.4	$\text{C}_4\text{S}^+, \text{HC}_2\text{S}^+, \text{S}^+, \text{C}_3\text{S}^+, \text{NS}^+$
$\text{CN} + \text{C}_4\text{H}_2 \rightarrow \text{HC}_5\text{N} + \text{H}$	2	2.4	$\text{HC}_5\text{N}, \text{C}_5\text{N}, \text{H}_2\text{C}_5\text{N}^+, \text{CH}_3\text{C}_5\text{NH}^+, \text{CH}_3\text{C}_5\text{N}$
$\text{H}_2 + \text{SiC}_2\text{H}^+ \rightarrow \text{SiC}_2\text{H}_3^+ + h\nu$	2	2.3	$\text{SiC}_2\text{H}_3^+, \text{SiC}_2\text{H}_2, \text{SiC}_2\text{H}, \text{SiC}_3\text{H}_2^+, \text{SiC}_3\text{H}$

the observed column densities. We note that the observed column densities for long carbon-chains are noticeably lower than the calculated ones within their respective errors, something which was also found to occur in previous chemical models of IRC +10216 (Millar et al. 2000) and which is probably due to incompleteness in the chemical network or to wrong reaction rates of key reactions involving these species. The observed column densities obviously have errors but are less likely to be the cause of large disagreements unless some fundamental molecular parameters such as the permanent dipole moment are severely wrong.

6.2 Most critical reactions

We have used the Pearson correlation coefficients P_j^i (defined in an analogous manner to eq. (25)) with column densities instead of abundances. Table 10 collects the most

critical reactions for the chemistry of IRC +10216, as defined by the largest $\sum_j P_j^i$ where the sum is restricted to species j with a column density in excess of 10^{10} cm^{-2} and with $P_j^i > 0.3$. Here we have used the second method discussed in section 5.1, i.e. the sum of P_j^i for each reaction. The list of reactions is dominated to a large extent by photoprocesses, since the chemistry of the outer envelope of IRC +10216 is very similar to that found in photon dominated regions, except that it is a carbon-rich chemistry. Also critical are some neutral-neutral reactions as well as the cosmic ray ionization of H_2 , and to a lesser extent ion-neutral reactions. Reactions involving anions are not very critical compared with the types of reactions mentioned above, according to the adopted criteria. Among them the electron radiative attachment to large radicals to form the corresponding anions are the most critical ones, affecting mainly the column densities of both the radical and the resulting anion. **The CO photo-dissociation rate is not very important in our case because of shelf-shielding effects and its low uncertainty (F=1.25).**

The types of reactions critical in the circumstellar gas of IRC +10216 are markedly different from those for dark clouds such as TMC-1, where ion-neutral reactions dominate the chemistry and photoprocesses are inhibited by the large visual extinction of the cloud. From Table 10 it seems clear that a critical review of the photoprocesses, currently evaluated as a function of the visual extinction through parametric expressions, is the best initial step in order to reduce the global uncertainty in the chemical composition of IRC +10216 as calculated by chemical modelling.

7 Surface chemistry in models

Interstellar chemical models that contain both gas-phase and grain-surface chemistry are known as gas-grain models. In the standard approach, reactions on grain surfaces are treated by rate equations, although the rate coefficients are different from their gas-phase counterparts (Hasegawa et al. 1992). More advanced methods utilize stochastic approaches, since these are more accurate when the average number of reactive species on an individual grain approaches unity, and handle irregular surfaces more appropriately, as discussed in Section 2. In this discussion, we emphasize the basic rate equation method and its uncertainties. In dealing with small particles, it is useful to define concentration in terms of numbers of a given species per grain. Other possibilities are to use the bulk concentration of adsorbates and fractional abundances relative to gas-phase hydrogen density. The former is obtained by multiplying the number of species per grain by the grain concentration. More common units in surface science include numbers of monolayers, and areal concentration (cm^{-2}).

Consider a dust particle with N surface sites, defined as minima in a potential surface where adsorption takes place preferentially. Here, we limit consideration to the diffusive or Langmuir-Hinselwood mechanism of reaction in which two molecules undergo diffusion until finding one another and reacting. Whether the reactants are accreted from the gas, or form on the surface from processes such as photodissociation, they are assumed to be thermalized before they react. If there are $N(A)$ molecules of species A and $N(B)$ molecules of species B on a grain, and if these two species react to form molecule C when both species occupy the same potential minimum, the rate of formation of C is given by the equation (Hasegawa et al. 1992; Caselli et al. 1998).

$$dN(C)/dt = (k_{\text{hop,A}} + k_{\text{hop,B}})N(A)N(B)/N, \quad (27)$$

where $k_{\text{hop},i}$, the rate of hopping of species i over the potential barrier between two adjacent sites, is itself given by the equation

$$k_{\text{hop},i} = \nu_0 \exp(-E_{\text{b},i}/T). \quad (28)$$

Here ν_0 is the so-called attempt frequency (s^{-1}) and E_{b} is the energy barrier in units of K. Equation (27) can be simplified to

$$dN(C)/dt = (k_{\text{diff},A} + k_{\text{diff},B})N(A)N(B) = k_{\text{AB}}N(A)N(B), \quad (29)$$

where $k_{\text{diff},i} = k_{\text{hop},i}/N$ is the hopping rate over a number of sites equivalent to the whole grain. If there is a chemical activation energy in addition to the diffusion barrier, then a factor $\kappa < 1$ must be included. The simplest expression for κ is a simple Boltzmann factor containing the chemical activation energy, although more complex expressions involving the competition between diffusion and chemical reaction can also be utilized (Herbst and Millar 2008).

Equations for the rate of appearance/disappearance of all surface and gas-phase species in a gas-grain network must include terms for adsorption of gas-phase species onto dust particles, and desorption of surface species into the gas phase, in addition to chemical reactions of formation and destruction. The rate of adsorption, in units of the number of species A sticking per single grain per unit time is given by the expression

$$dN(A)/dt = S_{\text{A}}(T)v_{\text{A}}\sigma_{\text{gr}}[A], \quad (30)$$

where S_{A} is the sticking coefficient, which is a function of temperature, v_{A} is the velocity of species A in the gas-phase, σ_{gr} is the cross section of the grain, and $[A]$ is the concentration of species A in the gas-phase. The equation for desorption depends upon the mechanism; for thermal evaporation, which is normally unimportant in the cold interstellar medium but increases in importance at higher temperatures (Collings et al. 2004), it is

$$dN(A)/dt = -k_{\text{evap},A}N(A), \quad (31)$$

where the rate coefficient is the same as that for hopping except that the barrier is replaced by the desorption energy E_{D} , which is generally considerably larger than E_{b} : $k_{\text{evap},A} = \nu_0 \exp(-E_{\text{D}}/T)$.

The important parameters in these physical processes are the attempt frequencies, the energy barriers, and the desorption energies. These parameters are also used in stochastic approaches. They are more or less obtainable by a variety of methods in surface science, some of which are mentioned below, although estimates are often utilized, especially for the diffusion barriers. The result is that calculated abundances of surface species are themselves often estimates to an order of magnitude. It would appear that the uncertainty and sensitivity analyses discussed for gas-phase reactions here can be used for surface reactions as well, but there are many additional complications including other mechanisms for reaction than the diffusive one, and rough surfaces instead of the smooth ones with single values for energy barriers and desorption energies. As more is learned about the chemistry on the surfaces of small particles, it may well be that uncertainty and sensitivity analyses will be useful.

Stochastic methods used in place of the rate equation technique can be subdivided into macroscopic and microscopic (kinetic Monte Carlo) methods. These are considered below in the discussion of H_2 formation.

8 Surface Chemistry: Experiment

As an introduction, it must be mentioned that, unlike the situation in the gas phase, the results of laboratory experiments on surface reactions are not as easily converted to rates under interstellar conditions for a variety of reasons. To study surface chemistry, especially at low temperatures, various research groups have performed a variety of experiments on cold surfaces such as olivine, amorphous carbon, and assorted ices. In general, the experiments are not carried out on small particles. The best characterized reaction is the formation of hydrogen molecules from hydrogen atoms (Katz et al. 1999). The complexities of this process are discussed below.

In addition to H₂ formation, surface reactions in cold cores are thought to produce simple ices. Such ices, detected by comparison of astronomical infrared observations with laboratory data, are comprised primarily of water, but also contain CO, CO₂ and several other species, such as CH₃OH, NH₃, HCOOH, and CH₄ in different mixing ratios (Ehrenfreund and Schutte 2000). The formation of more complex species on surfaces, via a variety of mechanisms, is also likely. In cold sources, reactions between atoms that accrete onto the surface and ices may lead eventually to complex species (Ehrenfreund and Schutte 2000; Charnley and Rodgers 2005). It is now also thought that terrestrially common organic species, such as dimethyl ether and methyl formate, found in the gas phase of hot cores, are formed by surface processes involving the combination of radicals, which are produced photochemically from the simpler ices, especially on ices of methanol (Öberg et al. 2009a). This process is followed by desorption as star formation converts a cold core into a hot one (Garrod et al. 2008a). The experimental study of analogs of these icy grains in space is the topic of a rather new research field in laboratory solid-state astrochemistry.

8.1 H₂ Formation on Surfaces

Molecular hydrogen is the most abundant molecule in the ISM. It is a precursor for the formation of more complex molecules through protonated molecular hydrogen, H₃⁺, serves as an important coolant, and shields itself and other molecules from the harsh interstellar radiation field. This shielding arises from the unusual two-step photodissociation mechanism of H₂ in the Lyman and Werner transitions from 912-1100 Å, which is discrete rather than continuous, so that specific small wavelength regions are depleted strongly. Under most circumstances, the most efficient formation route of H₂ in the gas phase is through three-body reactions where the third body can take some of the 4.5 eV of excess energy that is released in the reaction. In the dilute conditions of the ISM, three body collisions do not occur and these reactions are not possible. Already in 1949 it had been suggested that surface processes on dust particles could play a role in H₂ formation (van de Hulst 1949). The grain surface would in this case act as the third body.

The surface formation of molecular hydrogen can roughly be divided into two regimes. At low temperatures, the hydrogen atoms are weakly bound, or physisorbed, to the grain surfaces and can still easily move on the surface. Once two atoms meet, they will form molecular hydrogen through a barrierless reaction. If the surface temperature becomes too high, the residence time of atoms on the surface becomes so short that, at the low fluxes in the ISM, the chance of two atoms meeting becomes negligible. At these higher temperatures, H₂ formation has therefore to proceed through

chemisorbed hydrogen atoms. Observations show indeed that molecular hydrogen is also formed in warmer areas (> 20 K) such as PDRs and post-shock regions. Here we will make a clear distinction between the two mechanisms and we will discuss the main uncertainties related to both cases.

8.1.1 Low temperature

The H_2 formation process from physisorbed atoms has been intensely studied over the past years. These studies have focused on three different surfaces: silicates, carbonaceous material and water ice. Experimental studies are geared towards obtaining binding energies (Pirronello et al. 1997a,b, 1999; Hornekær et al. 2003, 2005; Perets et al. 2005; Dulieu et al. 2005; Matar et al. 2008; Fillion et al. 2009) or excitation energies of the desorbing H_2 molecules (Perry and Price 2003; Congiu et al. 2009). Theoretical studies have used the binding energies as input parameter and have focused on the influence of surface roughness and amorphicity (Chang et al. 2005; Cuppen et al. 2006; Cuppen and Herbst 2005) and the so-called accretion limit (Charnley 1998, 2001; Stantcheva et al. 2002; Vasyunin et al. 2009; Biham et al. 2001; Green et al. 2001) on the formation efficiency.

Experimentally, molecular hydrogen formation is studied using mass spectrometry coupled with temperature-programmed desorption (TPD). In an ultra-high-vacuum set-up, hydrogen atoms are deposited on a cold interstellar grain analogue of one of the above-mentioned materials and the desorption of new molecules as a function of temperature is measured. Usually beams of partially dissociated H_2 and D_2 are used and HD is observed, thereby avoiding the problems associated with the presence of undissociated molecules in the incident beams. These beams are either produced in a micro-wave or a thermal cracking source. The atoms are generally collisionally cooled before they reach the surface where they can react. Binding energies can be obtained by fitting a rate equation model to the experimental data where the desorption and diffusion energies are used as fitting parameters. The procedure results in different types of uncertainties. In their work, Katz et al. (1999) stated that they were only able to extract lower limits for the desorption energy of H atoms from the experimental data of Pirronello et al. (1997a,b, 1999). Higher values for this energy were found to give degenerate results. In general, one could state that the desorption energies of stable species like H_2 and D_2 are relatively straightforward to determine whereas desorption energies of unstable species like H and D are much harder to determine. Unfortunately, the latter are especially important in the determination of the temperature window in which efficient formation of H_2 can occur.

Another problem with the fitting procedure is that the formation mechanism is implicitly assumed in the model used for fitting. To use the results from Katz et al. (1999) again as an example, Cazaux and Tielens (2004) and Cuppen and Herbst (2005) were able to fit the same experimental results using different models. Cazaux and Tielens (2004) applied a binary model with both physisorption and chemisorption binding sites, as well as quantum mechanical tunneling and thermal hopping between sites. Cuppen and Herbst (2005) introduced surface roughness in their model. Another crucial ingredient to H_2 formation models is the diffusion barrier, which was recently determined to be 22 ± 2 meV for D atoms on porous amorphous water (Matar et al. 2008) in agreement with earlier experimental (Hornekær et al. 2003) and theoretical results (Buch and Czerminski 1991). The determination of diffusion barriers remains

experimentally challenging, however, and is one of the largest causes of uncertainty in the modeling of surface chemistry in general.

The experimentally determined desorption rates show a rather large spread. This spread is not only due to experimental uncertainties but is an intrinsic property of the interstellar grains. Hornekær et al. (2003, 2005) and Fillion et al. (2009) have shown the importance of surface roughness and porosity for H₂ desorption from amorphous solid water ice. More porosity or roughness leads to a wider distribution of desorption energies with a higher mean value. The exact preparation of the water ice substrate is key to the amount of porosity. Perets and Biham (2006) showed a similar effect occurs for silicates. Computer simulations of molecular hydrogen formation under interstellar conditions, *i.e.*, using much lower fluxes than under laboratory fluxes, had already shown that an increase in surface roughness allows H₂ formation at higher temperatures (Chang et al. 2005; Cuppen et al. 2006; Cuppen and Herbst 2005). Surface irregularities in the form of protrusions, pores or amorphicity can act as sinks which increase the residence time of atoms on the surface whereas atoms on the smooth terraces can easily move around and reach these sinks. A second large uncertainty in surface chemistry is therefore the uncertainty in the exact surface grain structure. It appears that the difference in binding energies between the different materials is smaller than the difference due to the differences in surface structure.

Unlike the surfaces used in the laboratory, interstellar dust grains are small and generally have a small number of H atoms attached to them. The average number of H atoms per grain can under certain interstellar conditions be unity or less (Tielens and Hagen 1982; Biham et al. 2001; Lipshtat et al. 2004a). Since clearly a minimum of two atoms needs to be present for H₂ to form, deterministic models like the standard rate equations can break down and one has to resort to stochastic methods. Generally two types of models are applied to replace the rate equation methods: macroscopic Monte Carlo methods (Charnley 1998, 2001; Stantcheva et al. 2002; Vasyunin et al. 2009) and master equation treatments (Biham et al. 2001; Green et al. 2001; Stantcheva et al. 2002). The latter can be easily linked to rate equations which handle the gas phase chemistry in the most straightforward way. The main disadvantage of this technique is that, as the number of species expands, the equations blow up rapidly. Algorithms have been suggested to make the effect less dramatic (Lipshtat and Biham 2004b; Barzel and Biham 2007). Apart from the stochastic methods, some modifications to the rate equations in a semi-empirical manner have been put forward to mimic some of the results of these methods (Caselli et al. 1998, 2002; Garrod 2008b). The above-mentioned roughness can be included via microscopic or kinetic Monte Carlo methods (Herbst and Cuppen 2006), and appears to extend the regime in which deterministic methods apply, since it increases the surface abundances. Whether simple rate equations will be able to capture this roughness is not yet clear (Cuppen et al. 2010a, submitted).

8.1.2 High temperature

Molecular hydrogen formation at higher temperatures is almost uniquely studied on graphite. This system acts as a model system for both carbonaceous grains and polycyclic aromatic hydrocarbons (PAHs). Hydrogen atoms can form a chemical bond with graphite after they overcome a chemical activation barrier of 0.15-0.2 eV (Hornekær et al. 2006b; Jeloica 1999). Chemisorbed atoms therefore mostly occur at higher temperature.

Experimental (Hornekær et al. 2006a; Andree et al. 2006) and theoretical (Ferro 2003; Miura et al. 2003; Hornekær et al. 2006a,b; Rougeau et al. 2006) studies show that hydrogen atoms preferentially adsorb in clusters on graphite. Density Functional Theory (DFT) calculations show that not only the sticking into dimer configurations is more favorable, but also that the binding energy of these dimers is higher than for two individual monomers. More complex structures consisting of three or more hydrogen atoms are found to be favorable as well (Hornekær et al. 2006b; Casolo et al. 2009). The complex desorption behavior of H_2 from graphite as observed by Zecho et al. (2002a) was attributed to the presence of dimers and at high coverage to tetramers (Gavardi et al. 2009).

Hydrogen abstraction from graphite has been studied experimentally (Zecho 2002b; Zecho et al. 2002a) and by DFT and Quantum Wave Packet calculations (Farebrother et al. 2000; Meijer et al. 2001; Sha 2002; Sha et al. 2002; Morisset et al. 2004; Martinazzo and Tantardini 2006). Since the barrier for diffusion is higher than the desorption barrier for chemisorbed atoms, the formation mechanism is often referred to as an Eley-Rideal reaction where an incoming hydrogen atom reacts with another H atom that is chemically bound to the surface. Computational limitations do not, however, allow a simulation of the full complexity of the H-graphite system. Simplifications could be problematic. Generally either none or only a single C atom on the simulated graphite surface is allowed to relax during the reaction, which could artificially close low barrier reaction channels, such as sticking of hydrogen atoms into specific configurations (Hornekær et al. 2006b; Rougeau et al. 2006). Cuppen and Hornekær (2008) showed, in a kinetic Monte Carlo study which did allow for different mechanisms, that H_2 is more likely formed through a combination of fast diffusing physisorbed atoms (Bonfanti et al. 2007) and chemisorbed atoms. The fast moving physisorbed atoms can find a chemisorbed atom to form a dimer with. Part of the excess energy released in the binding process can be used to overcome the barrier for H_2 formation and desorption from the formed dimer.

Under interstellar conditions, we expect some H_2 to form upon H atom sticking through this dimer-mediated mechanism. If the cloud is too cold for the remaining complex structures to desorb, stochastic heating of the carbonaceous grains by UV photons can facilitate this process. Detailed simulations under these conditions are in progress and indeed the dimer-mediated mechanism proves to be dominant for high (gas) temperature (Cuppen et al. 2010b, submitted).

8.2 Ice chemistry

The formation of H_2 occurs in the submonolayer regime. Molecular hydrogen does not build up in layers but easily desorbs. When less volatile species land or form on the surface, layers of ice form, which can be rather inhomogeneous in composition. This layering gives an extra dimension to the surface chemistry which makes the laboratory results harder to interpret and surface modeling less intuitive.

The new research field of laboratory solid state astrochemistry involves surface processes such as desorption, reactions and energetic processing. Again models are used to interpret these data. Information on one-step processes like thermal desorption and photodesorption is relatively straightforward to extract. However often a sequence of processes as well as competing processes make it hard to disentangle the individual steps that are used as input for grain surface models. Here we will discuss thermal

desorption, surface reactions by means of atom bombardment, and UV photoprocessing of ices.

8.2.1 Thermal desorption

As in the case of hydrogen, the desorption energies determine the temperature regime in which species will be present on the surface of a grain and available for reaction. The desorption energies of a wide collection of stable species have been determined using the TPD technique. Examples are N_2 (Öberg et al. 2005), CO (Öberg et al. 2005), O_2 (Acharyya et al. 2007), H_2O (Bolina et al. 2005; Fraser et al. 2001), and CH_3OH (Green et al. 2009). The desorption energies have been mostly determined for the desorption of pure ices from different substrates. The difference between the different substrates are rather small and become negligible in the multilayer regime. In the multilayer regime, the molecules desorb with a (near) zeroth order rate whereas they desorb with a (near) first order rate in the monolayer regime.

Since interstellar ices are not homogeneous the desorption of mixed layers is more relevant for astrochemical modeling. However, the introduction of more species in the ice makes the desorption process immediately much more complex. First, the desorption energy can change depending on its surrounding material. Second, the dominant mantle species can prevent other species from desorbing. Collings et al. (2004) showed, for instance, that molecules like CO and CO_2 can become trapped in an ice mantle which consists predominantly of water ice since the desorption of water occurs at much higher temperatures than for CO and CO_2 . However, at the long timescales available in the ISM, some of these trapped species might be able to escape because of segregation, in which the two main fractions of the mantle slowly separate (Öberg et al. 2009f). This process depends on a large number of parameters including surface temperature, ice composition and mixing ratio. Fortunately, it appears that some simple changes in gas-grain codes could treat the main features of this behavior (Öberg 2009d, Fayolle et al. in preparation). These changes would include splitting the grain mantle into two phases: a bulk and surface phase (Hasegawa and Herbst 1993). Desorption is only allowed from the latter phase.

8.2.2 Surface reactions by atomic bombardment

The experimental studies of ice reactions can be roughly divided into two groups depending on the analysis technique and the thickness regime (submonolayer versus multilayer). As in H_2 formation, the reactants and products can be probed mass spectrometrically. The surface is initially exposed to a small quantity of the reactants, after which the surface is heated until the products and reactants desorb and are detected (thermally programmed desorption or TPD). Different initial exposures and temperatures can be probed to obtain information on reaction order, etc. The main advantage of this technique is the sensitivity, which allows for submonolayer exposures and which is able to detect all species by their masses. The method has however four major disadvantages: the products cannot be probed *in-situ*, *i.e.*, during the atom bombardment, additional reactions during the heat-up to desorption cannot be excluded, quantifying the desorbing species is not straightforward, and some of the interesting species have equal masses.

A second method is to initially grow an ice of several monolayers and expose this ice to the atom beam *while* Recording Reflection Absorption Infrared Spectra (RAIRS).

In this way the reactants and products are probed *in-situ* at the time and temperature that one is interested in, which is the main advantage of this technique. Quantifying the formed product is relatively simple, provided that the RAIRS is calibrated with an independent method. The main disadvantages are that not all species can be detected unambiguously, e.g. because of spectral overlap, and that the sensitivity is less than with the previous technique. So far this technique has only been applied to smaller species, with ethanol the largest product formed (Bisschop et al. 2007). In the recent years, most laboratory reaction studies have been focused on the formation of two molecules: methanol and water. We discuss both briefly below.

Let us start with the formation of surface methanol, which has long been thought by astrochemists to proceed by the hydrogenation of CO ice via successive reactions with atomic hydrogen (Charnley et al. 1997):



Laboratory data have become available confirming this sequence of reactions in several laboratories using RAIRS as the main analytical technique (Watanabe and Kouchi 2002; Fuchs et al. 2009). Generally, pure CO ice is grown under ultra high vacuum conditions ($< 10^{-10}$ mbar). The ice is subsequently bombarded by H-atoms, which are produced by dissociating molecular hydrogen, H_2 , using a microwave or thermal cracker. The formation of H_2CO and CH_3OH was detected by both RAIRS and TPD. The first and third reaction step possess barriers to reaction. Since the rate of formation of molecules depends on a sequence of events: deposition of H atoms, diffusion and then reaction, these barriers can only be determined using a detailed model. Moreover, the formation of H_2CO and CH_3OH is in competition with H atom desorption and H_2 formation. A product yield of a few monolayers was obtained, which increases with temperature, below the desorption temperature. This indicates that the H atoms are able to penetrate a few monolayers of the CO ice and that this penetration depth increases with temperature. A microscopic kinetic Monte Carlo algorithm was fitted to a large dataset of H_2CO and CH_3OH production and CO loss data as functions of temperature and H-atom fluence (Fuchs et al. 2009). The reaction barriers were used as fitting parameters. The uncertainties in the obtained chemical barriers are mostly due to uncertainties in diffusion barriers and sticking fractions and experimental conditions such as temperature and fluxes. Using these barriers, the methanol production can be simulated for interstellar conditions (Cuppen et al. 2009). This study clearly showed that under interstellar conditions different processes become dominant as compared to the laboratory. Under laboratory conditions H_2 formation is dominant whereas under interstellar conditions CO hydrogenation is dominant. The study further showed that it is crucial to include layering and consider accessibility in surface models in order to correctly simulate surface chemistry. Again a model that distinguishes between the surface layer and internal layers could help to include this behavior (Hasegawa and Herbst 1993).

Water ice can be formed on grain surfaces through three reaction channels: hydrogenation of atomic oxygen, molecular oxygen and ozone (Tielens and Hagen 1982). The laboratory of the Université Cergy-Pontoise has studied all three channels using a Quadrupole Mass Spectrometer as their main analysis technique (Dulieu et al. 2007; Matar et al. 2008; Mokrane et al. 2009). They confirmed that the hydrogenation of these three species indeed results in the formation of water, but quantitative data are not available. The hydrogenation of solid O_2 is the best studied channel (Miyauchi et al. 2008; Ioppolo et al. 2008; Oba et al. 2009). Ioppolo et al. (2008) investigated

this reaction for a large range of temperatures. They found very surprising results. Unlike the CO hydrogenation study, where the product yield was only a few monolayers; O₂ hydrogenation appeared to result in a much larger yield which showed a strong temperature dependence. This larger yield occurs because of the ability of H atoms to diffuse easily through an O₂ ice (Ioppolo et al. in preparation). These results complicate the layering problem as discussed above, since the shielding of molecules is found to be strongly dependent on the species. Furthermore, the experiments showed that the reaction network of three channels that had been initially proposed appears to be more complex and that several of the channels are linked through additional reactions (Cuppen et al. 2010c, submitted).

8.3 UV-photoprocessing of ices

Other experiments are directed at the chemical and physical processes that occur during and after UV processing of ice samples. The flux of UV photons in the laboratory is much greater than the flux in space, so that great care must be taken in the interpretation of these experiments. In the Leiden experiment (Öberg et al. 2005, 2007), the ice is irradiated by the output of a broadband hydrogen-microwave discharge lamp that simulates the interstellar radiation field. It peaks around 121 nm (Ly α) and covers 115-170 nm (~ 7.5 - 10.5 eV) with a variable photon flux covering roughly $(1 - 10) \times 10^{13}$ photons $\text{cm}^{-2}\text{s}^{-1}$ at the substrate surface. The resulting ice behavior is monitored using RAIRS to quantify changes in ice constituents and TPD to investigate ice desorption and identify the products of ice chemistry.

One of the major outcomes of these studies is that photodesorption, a non-thermal desorption mechanism, is quite efficient and thus important in the cold interstellar medium (see Öberg et al. 2007, 2009b,c, for CO, N₂, CO₂ and H₂O ice photodesorption efficiencies, respectively). The investigated molecules photodesorb through different mechanisms. N₂ ice only co-desorbs with other molecules, which is expected since it has no dipole-allowed transition within the wavelength range of the lamp, while CO ice photodesorbs non-dissociatively. H₂O and CO₂ are dissociated by the lamp. Following dissociation, theoretical simulations predict that a fraction of the fragments will desorb directly or recombine in the ice and then desorb (Andersson and van Dishoeck 2008). Both desorption pathways are observed experimentally.

The photodesorption yields are $\sim 10^{-3}$ molecules per incident photon for all molecules except for N₂, which has a yield that is an order of magnitude lower. CO ice photodesorption is a surface process because of its peculiar mechanism. CO₂ and H₂O are observed to photodesorb from deeper within the ice, but desorption is still limited to the top 10 layers. It is also found that for methanol the photodesorption yield amounts to around 2×10^{-3} desorbed molecules per incident UV photon (Öberg et al. 2009e). If one looks at the photodesorption in more detail, the yield Y does depend to some extent on T , the ice temperature, x , the ice thickness and $l(T)$, the temperature dependent mean-free-path of the excited molecule in the ice. Öberg et al. (2009b,c) empirically determined photodesorption yields Y for CO, CO₂ and H₂O to be

$$Y_{\text{CO}} = 10^{-3} (2.7 - (T - 15) \times 0.17), \quad (33)$$

$$Y_{\text{CO}_2}(T < 40 \text{ K}) = 10^{-3} \left(1.2(1 - e^{-x/2.9}) + 1.1(1 - e^{-x/4.6}) \right), \quad (34)$$

$$Y_{\text{H}_2\text{O}} = 10^{-3} \left((1.3 + 0.032 \times T)(1 - e^{-x/l(T)}) \right). \quad (35)$$

These yields are for multi-layered ices and have absolute uncertainties of $\sim 40\text{--}60\%$; the current experimental set-up does not allow for (sub-)monolayer desorption determinations. Despite their uncertainties, these relatively high photodesorption rates may explain, for example, why CO can be found in the gas phase at temperatures well below its desorption temperature (Öberg et al. 2007, 2009b), in protoplanetary disks for instance (Hersant et al. 2009).

As photodesorption proceeds, photodissociation also occurs and new spectral features appear that correspond with reaction products (Öberg et al. 2009a). Photochemistry in icy grain mantles was suggested as a path to chemical complexity more than three decades ago (Hagen et al. 1979) and studied since then (D'Hendecourt et al. 1986; Dartois et al. 2005; Nuevo et al. 2007). New experiments in Leiden show that many of the complex organics observed in hot cores indeed can be formed through UV irradiation of solid CH_3OH and ice mixtures containing methanol (Öberg et al. 2009e). The UV radiation dissociates methanol into CH_2OH , CH_3O , CH_3 , OH , and H . Depending on ice temperature, some or all radicals react to form more complex molecules such as $\text{C}_2\text{H}_5\text{OH}$ and $(\text{CH}_2\text{OH})_2$. During star formation, ices are always exposed to low levels of UV irradiation because of cosmic ray interactions with H_2 . After the protostar turns on, the temperature of the cold material rises and the radicals produced by the photoprocessing diffuse rapidly enough to react to form more complex species, which are thermally released into the gas phase (Garrod and Herbst 2006; Garrod et al. 2008a). The laboratory results are currently being fit to a theoretical model that uses rate equations; once the basic rate parameters are understood, they can be used to refine the model of photo-production of complex organics in hot cores (Öberg, private communication).

9 Summary and conclusions

Some of the major projects undertaken in connection with this article are:

- (i) the identification of the 'key' reactions in gas-phase models of the cold cores in dense interstellar clouds and of circumstellar envelopes; that is, those reactions that influence most strongly the predicted abundances of the major species observed in these molecule-rich astronomical objects, and their precision;
- (ii) the careful evaluation of the available information on both the rate coefficients for these processes and the uncertainties in these coefficients;
- (iii) an examination of the effects of including the re-evaluated rate coefficients on the predicted abundances of the gas-phase model of cold cores.

In parallel with the preparation of this article, a new database for astrochemistry (<http://kida.obs.u-bordeaux1.fr/>) has been prepared. Reasons for choosing the new values of rate coefficients can be found in that database. In running the models with the newly evaluated input data, uncertainties in the predicted abundances have been estimated by running a large number of model calculations with the rate coefficients for each of the reactions in the model chosen randomly within the evaluated uncertainties. The impact of changes in the rate coefficients has been explored for two types of astronomical sources, in which the physical conditions are quite different: cold dense clouds and evolved stars. In the latter case, photodissociation processes, which have not been evaluated here, are shown to be important. The comparison between predicted and observed abundances is slightly improved for the TMC-1 dense cloud by including the new rate coefficients. Whatever the current degree of improvement, it is

important to include the 'best' values of the rate coefficients in this, and future, model calculations. Outstanding amongst the key reactions is the radiative association of C atoms with H₂ to form CH₂. This reaction presents an especially difficult problem to both experimentalists and theoreticians, but one that we hope will be tackled in the near future.

In the latter part of our article, we discuss how chemical changes on the surface of interstellar grains can be incorporated into so-called gas-grain models. The advantages and disadvantages of both rate equation and stochastic methods are considered. In addition, the results of recent experiments on surfaces designed to mimic the chemistry on both 'bare' surfaces and those 'coated' with ices of different composition are reviewed, with some emphasis placed on the mechanisms for the formation of molecular hydrogen.

Acknowledgements We acknowledge the "International Space Science Institute" for hosting the meetings of the international team "A new generation of databases for interstellar chemical modeling in preparation for HSO and ALMA". We would also like to thank the following people who took part in one or both of the ISSI meetings but did not contribute a section to this report: Nathalie Carrasco, Prof. Ewine van Dishoeck, Prof. Dieter Gerlich, Eric Hébrard, Liv Hornekaer, Andrew Markwick, Prof. Tom Millar, Anton Vasyunin. V.W. thanks Astrid Bergeat for discussions about N + NO reaction. V.W., J.C.L. and D.T. thank the French program PCMI for partial funding of this work. E. H. wishes to thank the Center for the Chemistry of the Universe (NSF, US) for support of his program in chemical kinetics. VW and IWMS thank the Royal Society for a grant to facilitate their co-operation.

References

- K. Acharyya, G.W. Fuchs, H.J. Fraser, E.F. van Dishoeck, H. Linnartz, Desorption of CO and O₂ interstellar ice analogs. *Astron. Astrophys.* **466**, 1005–1012 (2007). doi:10.1051/0004-6361:20066272
- N.G. Adams, C.D. Molek, J.L. McLain, New flowing afterglow technique for determining products of dissociative recombination: CH₅⁺ and N₂H⁺. *Journal of Physics: Conference Series* **192**, 012004–11 (2009). doi:10.1088/1742-6596/192/1/012004
- N.G. Adams, D. Smith, D.C. Clary, Rate coefficients of the reactions of ions with polar molecules at interstellar temperatures. *Astrophys. J. Lett.* **296**, 31–34 (1985). doi:10.1086/184543
- M. Agúndez, J. Cernicharo, Oxygen Chemistry in the Circumstellar Envelope of the Carbon-Rich Star IRC +10216. *Astrophys. J.* **650**, 374–393 (2006). doi:10.1086/506313
- S. Andersson, E.F. van Dishoeck, Photodesorption of water ice. A molecular dynamics study. *Astron. Astrophys.* **491**, 907–916 (2008). doi:10.1051/0004-6361:200810374
- A. Andree, M. Lay, T. Zecho, J. Kupper, Pair formation and clustering of D on the basal plane of graphite. *Chemical Physics Letters* **425**, 99–104 (2006). doi:10.1016/j.cplett.2006.05.015
- R. Atkinson, D.L. Baulch, R.A. Cox, J.N. Crowley, R.F. Hampson, R.G. Hynes, M.E. Jenkin, M.J. Rossi, J. Troe, Evaluated kinetic and photochemical data for atmospheric chemistry: Volume I - gas phase reactions of O_x, HO_x, NO_x and SO_x species. *Atmospheric Chemistry & Physics* **4**, 1461–1738 (2004)
- R. Atkinson, D.L. Baulch, R.A. Cox, J.N. Crowley, R.F. Hampson, R.G. Hynes, M.E. Jenkin, M.J. Rossi, J. Troe, I. Subcommittee, Evaluated kinetic and photochemical data for atmospheric chemistry: Volume II - gas phase reactions of organic species. *Atmospheric Chemistry & Physics* **6**, 3625–4055 (2006)
- R. Atkinson, D.L. Baulch, R.A. Cox, J.N. Crowley, R.F. Hampson, R.G. Hynes, M.E. Jenkin, M.J. Rossi, J. Troe, Evaluated kinetic and photochemical data for atmospheric chemistry: Volume III - gas phase reactions of inorganic halogens. *Atmospheric Chemistry & Physics* **7**, 981–1191 (2007)
- R. Atkinson, D.L. Baulch, R.A. Cox, J.N. Crowley, R.F. Hampson, R.G. Hynes, M.E. Jenkin, M.J. Rossi, J. Troe, T.J. Wallington, Evaluated kinetic and photochemical data for atmo-

- spheric chemistry: Volume IV gas phase reactions of organic halogen species. *Atmospheric Chemistry & Physics* **8**, 4141–4496 (2008)
- M. Bacchus-Montabonel, D. Talbi, Ab initio treatment of charge transfer in CS⁺ molecular system. *Chemical Physics Letters* **467**, 28–31 (2008)
- B. Barzel, O. Biham, Efficient Simulations of Interstellar Gas-Grain Chemistry Using Moment Equations. *Astrophys. J. Lett.* **658**, 37–40 (2007). doi:10.1086/513421
- D.R. Bates, Products of dissociative recombination of polyatomic ions. *Astrophys. J. Lett.* **306**, 45–47 (1986). doi:10.1086/184702
- D.R. Bates, E. Herbst, Radiative Association, in *Rate Coefficients in Astrochemistry. Proceedings of a Conference held in UMIST, Manchester, United Kingdom, September 21–24, 1987. Editors, T.J. Millar, D.A. Williams; Publisher, Kluwer Academic Publishers, Dordrecht, Boston, 1988. ISBN # 90-277-2752-X. LC # QB450 .R38 1988. P. 17, 1988*, ed. by T. J. Millar & D. A. Williams, 1988, p. 17
- D.R. Bates, L. Spitzer Jr., The Density of Molecules in Interstellar Space. *Astrophys. J.* **113**, 441 (1951). doi:10.1086/145415
- O. Biham, I. Furman, V. Pirronello, G. Vidali, Master Equation for Hydrogen Recombination on Grain Surfaces. *Astrophys. J.* **553**, 595–603 (2001). doi:10.1086/320975
- M.A. Biondi, S.C. Brown, Measurement of Electron-Ion Recombination. *Physical Review* **76**, 1697–1700 (1949). doi:10.1103/PhysRev.76.1697
- BIPM, IEC, IFCC, ISO, IUPAC, IUPAP, OIML, Evaluation of measurement data - Guide to the expression of uncertainty in measurement (GUM), Technical report, Technical report, International Organization for Standardization(ISO), Geneva, 2008a
- BIPM, IEC, IFCC, ISO, IUPAP, OIML, Evaluation of measurement data - Supplement 1 to the GUM: propagation of distributions using a Monte Carlo method., Technical report, International Organization for Standardization (ISO), Geneva, 2008b
- S.E. Bisschop, G.W. Fuchs, E.F. van Dishoeck, H. Linnartz, H-atom bombardment of CO₂, HCOOH, and CH₃CHO containing ices. *Astron. Astrophys.* **474**, 1061–1071 (2007). doi:10.1051/0004-6361:20078210
- J.H. Black, A. Dalgarno, Models of interstellar clouds. I - The Zeta Ophiuchi cloud. *Astrophys. J. Suppl.* **34**, 405–423 (1977). doi:10.1086/190455
- G.A. Blake, J. Keene, T.G. Phillips, Chlorine in dense interstellar clouds - The abundance of HCl in OMC-1. *Astrophys. J.* **295**, 501–506 (1985). doi:10.1086/163394
- M.A. Blitz, P.W. Seakins, I.W.M. Smith, An experimental confirmation of the products of the reaction between CN radicals and NH₃. *J. Chem. Chem. Phys.* **11**, 10824–10826 (2009)
- A.S. Bolina, A.J. Wolff, W.A. Brown, Reflection absorption infrared spectroscopy and temperature programmed desorption investigations of the interaction of methanol with a graphite surface. *J. Phys. Chem. B* **122**, 044713 (2005). doi:10.1063/1.1839554
- M. Bonfanti, R. Martinazzo, G.F. Rantardini, A. Ponti, Physisorption and Diffusion of Hydrogen Atoms on Graphite from Correlated Calculations on the H-Coronene Model System. *J. Phys. Chem. C* **111**, 16836 (2007). doi:10.1063/1.1839554
- V. Buch, R. Czerminski, Eigenstates of a quantum-mechanical particle on a topologically disordered surface - H(D) atom physisorbed on an amorphous ice cluster (H₂O)₁₁₅. *J. Chem. Phys.* **95**, 6026–6038 (1991). doi:10.1063/1.461571
- G.D. Byrne, A.C. Hindmarsh, Stiff ODE Solvers: A Review of Current and Coming Attractions. *Journal of Computational Physics* **70**, 1 (1987). doi:10.1016/0021-9991(87)90001-5
- A. Canosa, F. Goulay, I.R. Sims, B.R. Rowe, Gas-Phase Reactive Collisions at Very Low Temperature: Recent Experimental Advances and Perspectives, in *Low Temperatures and Cold Molecules*, ed. by I. W. M. Smith. (Imperial College Press, London, 2008), pp. 55–120
- N. Carrasco, P. Pernot, Modeling of branching ratio uncertainty in chemical networks by Dirichlet distributions. *J. Phys. Chem. A* **111**, 3507–3512 (2007)
- N. Carrasco, O. Dutuit, R. Thissen, M. Banaszekiewicz, P. Pernot, Uncertainty analysis of bimolecular reactions in Titan ionosphere chemistry model. *Planet. Space Sci.* **55**, 141–157 (2007). doi:10.1016/j.pss.2006.06.004
- N. Carrasco, C. Alcaraz, O. Dutuit, S. Plessis, R. Thissen, V. Vuitton, R. Yelle, P. Pernot, Sensitivity of a Titan ionospheric model to the ion-molecule reaction parameters. *Planet. Space Sci.* **56**, 1644–1657 (2008). doi:10.1016/j.pss.2008.04.007
- G.R. Carruthers, Rocket Observation of Interstellar Molecular Hydrogen. *Astrophys. J. Lett.* **161**, 81–85 (1970). doi:10.1086/180575
- P. Caselli, C.M. Walmsley, R. Terzieva, E. Herbst, The Ionization Fraction in Dense Cloud Cores. *Astrophys. J.* **499**, 234–249 (1998). doi:10.1086/305624

- P. Caselli, T. Stantcheva, O. Shalabiea, V.I. Shematovich, E. Herbst, Deuterium fractionation on interstellar grains studied with modified rate equations and a Monte Carlo approach. *Planet. Space Sci.* **50**, 1257–1266 (2002)
- S. Casolo, O.M. Løvvik, R. Martinazzo, G.F. Tantardini, Understanding adsorption of hydrogen atoms on graphene. *J. Chem. Phys.* **130**, 054704 (2009). doi:10.1063/1.3072333
- S. Cazaux, A.G.G.M. Tielens, H₂ Formation on Grain Surfaces. *Astrophys. J.* **604**, 222–237 (2004). doi:10.1086/381775
- Q. Chang, H.M. Cuppen, E. Herbst, Continuous-time random-walk simulation of H₂ formation on interstellar grains. *Astron. Astrophys.* **434**, 599–611 (2005). doi:10.1051/0004-6361:20041842
- S.B. Charnley, Stochastic Astrochemical Kinetics. *Astrophys. J. Lett.* **509**, 121–124 (1998). doi:10.1086/311764
- S.B. Charnley, Stochastic Theory of Molecule Formation on Dust. *Astrophys. J. Lett.* **562**, 99–102 (2001). doi:10.1086/324753
- S.B. Charnley, S.D. Rodgers, Pathways to Molecular Complexity, in *Astrochemistry: Recent Successes and Current Challenges*, ed. by D. C. Lis, G. A. Blake, & E. Herbst. IAU Symposium, vol. 231, 2005, pp. 237–246. doi:10.1017/S174392130600723X
- S.B. Charnley, A.G.G.M. Tielens, S.D. Rodgers, Deuterated Methanol in the Orion Compact Ridge. *Astrophys. J. Lett.* **482**, 203–206 (1997). doi:10.1086/310697
- I. Cherchneff, A.E. Glassgold, G.A. Mamon, The formation of cyanopolyne molecules in IRC + 10216. *Astrophys. J.* **410**, 188–201 (1993). doi:10.1086/172737
- A.C. Cheung, D.M. Rank, C.H. Townes, D.D. Thornton, W.J. Welch, Detection of NH₃ Molecules in the Interstellar Medium by Their Microwave Emission. *Physical Review Letters* **21**, 1701–1705 (1968). doi:10.1103/PhysRevLett.21.1701
- D.C. Clary, Rate constants for the reactions of ions with dipolar polyatomic molecules. *J. Chem. Soc. Far. Trans. 2* **83**, 139–148 (1987)
- D.C. Clary, Theory of Reactive Collisions at Low Temperatures, in *Rate Coefficients in Astrochemistry. Proceedings of a Conference held in UMIST, Manchester, United Kingdom, September 21-24, 1987. Editors, T.J. Millar, D.A. Williams; Publisher, Kluwer Academic Publishers, Dordrecht, Boston, 1988. ISBN # 90-277-2752-X. LC # QB450 .R38 1988. P. 1, 1988*, ed. by T. J. Millar & D. A. Williams, 1988, p. 1
- M.P. Collings, M.A. Anderson, R. Chen, J.W. Dever, S. Viti, D.A. Williams, M.R.S. McCoustra, A laboratory survey of the thermal desorption of astrophysically relevant molecules. *Mon. Roy. Astron. Soc.* **354**, 1133–1140 (2004). doi:10.1111/j.1365-2966.2004.08272.x
- E. Congiu, E. Matar, L.E. Kristensen, F. Dulieu, J.L. Lemaire, Laboratory evidence for the non-detection of excited nascent H₂ in dark clouds. *Mon. Roy. Astron. Soc.* **397**, 96–100 (2009). doi:10.1111/j.1745-3933.2009.00692.x
- M.A. Cordiner, T.J. Millar, Density-Enhanced Gas and Dust Shells in a New Chemical Model for IRC+10216. *Astrophys. J.* **697**, 68–78 (2009). doi:10.1088/0004-637X/697/1/68
- H.M. Cuppen, E. Herbst, Monte Carlo simulations of H₂ formation on grains of varying surface roughness. *Mon. Roy. Astron. Soc.* **361**, 565–576 (2005). doi:10.1111/j.1365-2966.2005.09189.x
- H.M. Cuppen, L. Hornekær, Kinetic Monte Carlo studies of hydrogen abstraction from graphite. *J. Chem. Phys.* **128**, 174707 (2008). doi:10.1063/1.2913238
- H.M. Cuppen, O. Morata, E. Herbst, Monte Carlo simulations of H₂ formation on stochastically heated grains. *Mon. Roy. Astron. Soc.* **367**, 1757–1765 (2006). doi:10.1111/j.1365-2966.2006.10079.x
- H.M. Cuppen, E.F. van Dishoeck, E. Herbst, A.G.G.M. Tielens, Microscopic simulation of methanol and formaldehyde ice formation in cold dense cores. *Astron. Astrophys.* **508**, 275–287 (2009). doi:10.1051/0004-6361/200913119
- A. Dalgarno, J.H. Black, Molecule formation in the interstellar gas. *Reports on Progress in Physics* **39**, 573–612 (1976). doi:10.1088/0034-4885/39/6/002
- E. Dartois, G.M. Muñoz Caro, D. Deboffle, G. Montagnac, L. D’Hendecourt, Ultraviolet photo-production of ISM dust. Laboratory characterisation and astrophysical relevance. *Astron. Astrophys.* **432**, 895–908 (2005). doi:10.1051/0004-6361:20042094
- E. de Rocquigny, N. Devictor, S. Tarantola, *Uncertainty in industrial practice: a guide to quantitative uncertainty management* (Wiley & Son, England, 2008)
- L.B. D’Hendecourt, L.J. Allamandola, R.J.A. Grim, J.M. Greenberg, Time-dependent chemistry in dense molecular clouds. II - Ultraviolet photoprocessing and infrared spectroscopy of grain mantles. *Astron. Astrophys.* **158**, 119–134 (1986)

- M. Dobrijevic, J.P. Parisot, Effect of chemical kinetics uncertainties on hydrocarbon production in the stratosphere of Neptune. *Planet. Space Sci.* **46**, 491–505 (1998)
- M. Dobrijevic, J.L. Ollivier, F. Billebaud, J. Brillet, J.P. Parisot, Effect of chemical kinetic uncertainties on photochemical modeling results: Application to Saturn's atmosphere. *Astron. Astrophys.* **398**, 335–344 (2003). doi:10.1051/0004-6361:20021659
- M. Dobrijevic, N. Carrasco, E. Hébrard, P. Pernot, Epistemic bimodality and kinetic hypersensitivity in photochemical models of Titan's atmosphere. *Planet. Space Sci.* **56**, 1630–1643 (2008). doi:10.1016/j.pss.2008.05.016
- M. Dobrijevic, E. Hébrard, S. Plessis, N. Carrasco, M. Bruno-Claeys, P. Pernot, . *Adv. Space Res.*, (2010). doi:10.1016/j.pss.2008.05.016
- S.F. Dos Santos, V. Kokoouline, C.H. Greene, Dissociative recombination of H_3^+ in the ground and excited vibrational states. *J. Chem. Phys.* **127**, 124309–8 (2007). doi:10.1063/1.2784275
- S.D. Doty, C.M. Leung, Detailed Chemical Modeling of the Circumstellar Envelopes of Carbon Stars: Application to IRC +10216. *Astrophys. J.* **502**, 898 (1998). doi:10.1086/305911
- F. Dulieu, L. Amiaud, S. Baouche, A. Momeni, J. Fillion, J.L. Lemaire, Isotopic segregation of molecular hydrogen on water ice surface at low temperature. *Chemical Physics Letters* **404**, 187–191 (2005). doi:10.1016/j.cplett.2005.01.044
- F. Dulieu, L. Amiaud, J. Fillion, E. Matar, A. Momeni, V. Pirronello, J.L. Lemaire, Experimental evidence of water formation on interstellar dust grains, in *Molecules in Space and Laboratory*, 2007
- P. Ehrenfreund, W.A. Schutte, Infrared Observations of Interstellar Ices, in *From Molecular Clouds to Planetary Systems*, ed. by Y. C. Minh & E. F. van Dishoeck. IAU Symposium, vol. 197, 2000, p. 135
- A.J. Farebrother, A.J.H.M. Meijer, D.C. Clary, A.J. Fisher, Formation of molecular hydrogen on a graphite surface via an Eley-Rideal mechanism. *Chemical Physics Letters* **319**, 303–308 (2000). doi:10.1016/S0009-2614(00)00128-7
- Y. Ferro, Density functional theory investigation of the diffusion and recombination of H on a graphite surface. *Chemical Physics Letters* **368**, 609–615 (2003). doi:10.1016/S0009-2614(02)01908-5
- J. Fillion, L. Amiaud, E. Congiu, F. Dulieu, A. Momeni, J. Lemaire, D2 desorption kinetics on amorphous solid water: from compact to porous ice films. *Physical Chemistry Chemical Physics (Incorporating Faraday Transactions)* **11**, 4396 (2009). doi:10.1039/b822492g
- D.R. Flower, G. Pineau des Forets, T.W. Hartquist, Theoretical studies of interstellar molecular shocks. I - General formulation and effects of the ion-molecule chemistry. *Mon. Roy. Astron. Soc.* **216**, 775–794 (1985)
- H.J. Fraser, M.P. Collings, M.R.S. McCoustra, D.A. Williams, Thermal desorption of water ice in the interstellar medium. *Mon. Roy. Astron. Soc.* **327**, 1165–1172 (2001). doi:10.1046/j.1365-8711.2001.04835.x
- G.W. Fuchs, H.M. Cuppen, S. Ioppolo, C. Romanzin, S.E. Bisschop, S. Andersson, E.F. van Dishoeck, H. Linnartz, Hydrogenation reactions in interstellar CO ice analogues. A combined experimental/theoretical approach. *Astron. Astrophys.* **505**, 629–639 (2009). doi:10.1051/0004-6361/200810784
- R.T. Garrod, A new modified-rate approach for gas-grain chemical simulations. *Astron. Astrophys.* **491**, 239–251 (2008b). doi:10.1051/0004-6361:200810518
- R.T. Garrod, E. Herbst, Formation of methyl formate and other organic species in the warm-up phase of hot molecular cores. *Astron. Astrophys.* **457**, 927–936 (2006). doi:10.1051/0004-6361:20065560
- R.T. Garrod, V. Wakelam, E. Herbst, Non-thermal desorption from interstellar dust grains via exothermic surface reactions. *Astron. Astrophys.* **467**, 1103–1115 (2007). doi:10.1051/0004-6361:20066704
- R.T. Garrod, S.L.W. Weaver, E. Herbst, Complex Chemistry in Star-forming Regions: An Expanded Gas-Grain Warm-up Chemical Model. *Astrophys. J.* **682**, 283–302 (2008a). doi:10.1086/588035
- E. Gavardi, H.M. Cuppen, L. Hornekaer, A kinetic Monte Carlo study of desorption of H_2 from graphite (0 0 1). *Chemical Physics Letters* **477**, 285–289 (2009)
- C.W. Gear, *Numerical initial value problems in ordinary differential equations* 1971
- W.D. Geppert, M. Hamberg, R.D. Thomas, F. Österdahl, F. Hellberg, V. Zhaunerchyk, A. Ehlerding, T.J. Millar, H. Roberts, J. Semaniak, M.A. Uggla, A. Källberg, A. Simonsson, M. Kaminska, M. Larsson, Dissociative recombination of protonated

- methanol. *Chemical Evolution of the Universe*, Faraday Discussions **133**, 177–190 (2006). doi:10.1039/b516010c
- D. Gerlich, The study of cold collisions using ion guides and traps, in *Low Temperatures and Cold Molecules*, ed. by I. W. M. Smith. (Imperial College Press, London, 2008), pp. 295–343
- D. Gerlich, S. Horning, Experimental investigations of radiative association processes as related to interstellar chemistry. *Chem. Rev.* **92**, 1509–1539 (1992)
- E.L. Gibb, D.C.B. Whittet, W.A. Schutte, A.C.A. Boogert, J.E. Chiar, P. Ehrenfreund, P.A. Gerakines, J.V. Keane, A.G.G.M. Tielens, E.F. van Dishoeck, O. Kerkhof, An Inventory of Interstellar Ices toward the Embedded Protostar W33A. *Astrophys. J.* **536**, 347–356 (2000). doi:10.1086/308940
- J. Glosík, R. Plašil, I. Korolov, T. Kotřík, O. Novotný, P. Hlavenka, P. Dohnal, J. Varju, V. Kokouline, C.H. Greene, Temperature dependence of binary and ternary recombination of H₃⁺ ions with electrons. *Phys. Rev. A* **79**, 052707 (2009). doi:10.1103/PhysRevA.79.052707
- N.J.B. Green, T. Toniazzo, M.J. Pilling, D.P. Ruffle, N. Bell, T.W. Hartquist, A stochastic approach to grain surface chemical kinetics. *Astron. Astrophys.* **375**, 1111–1119 (2001). doi:10.1051/0004-6361:20010961
- S.D. Green, A.S. Bolina, R. Chen, M.P. Collings, W.A. Brown, M.R.S. McCoustra, Applying laboratory thermal desorption data in an interstellar context: sublimation of methanol thin films. *Mon. Roy. Astron. Soc.* **398**, 357–367 (2009). doi:10.1111/j.1365-2966.2009.15144.x
- W. Hagen, L.J. Allamandola, J.M. Greenberg, Interstellar molecule formation in grain mantles - The laboratory analog experiments, results and implications. *Astrophys. Space. Sci.* **65**, 215–240 (1979). doi:10.1007/BF00643502
- J.B. Halpern, G.E. Miller, H. Okabe, The reaction of CN radicals with cyanoacetylene. *Chemical Physics Letters* **155**, 347–350 (1989). doi:10.1016/0009-2614(89)87167-2
- N. Harada, E. Herbst, Modeling Carbon Chain Anions in L1527. *Astrophys. J.* **685**, 272–280 (2008). doi:10.1086/590468
- T.I. Hasegawa, E. Herbst, New gas-grain chemical models of quiescent dense interstellar clouds - The effects of H₂ tunnelling reactions and cosmic ray induced desorption. *Mon. Roy. Astron. Soc.* **261**, 83–102 (1993)
- T.I. Hasegawa, E. Herbst, C.M. Leung, Models of gas-grain chemistry in dense interstellar clouds with complex organic molecules. *Astrophys. J. Suppl.* **82**, 167–195 (1992). doi:10.1086/191713
- E. Hébrard, M. Dobrijevic, Y. Bénilan, F. Raulin, Photochemical kinetics uncertainties in modeling Titan's atmosphere: A review. *Journal of Photochemistry and Photobiology C: Photochemistry Reviews* **7**, 211–230 (2006)
- E. Hébrard, M. Dobrijevic, Y. Bénilan, F. Raulin, Photochemical kinetics uncertainties in modeling Titan's atmosphere: First consequences. *Planet. Space Sci.* **55**, 1470–1489 (2007). doi:10.1016/j.pss.2007.04.006
- E. Hébrard, P. Pernot, M. Dobrijevic, N. Carrasco, A. Bergeat, K.M. Hickson, A. Canosa, S.D. Le Picard, I.R. Sims, How Measurements of Rate Coefficients at Low Temperature Increase the Predictivity of Photochemical Models of Titan's Atmosphere. *J. Phys. Chem. A* **113**, 11227–11237 (2009)
- J.C. Helton, J.D. Johnson, C.J. Sallaberry, C.B. Storlie, Survey of sampling-based methods for uncertainty and sensitivity analysis. *Reliability Engineering and System Safety* **91**, 1175–1209 (2006)
- E. Herbst, What are the products of polyatomic ion-electron dissociative recombination reactions. *Astrophys. J.* **222**, 508–516 (1978). doi:10.1086/156163
- E. Herbst, Can negative molecular ions be detected in dense interstellar clouds. *Nature* **289**, 656 (1981). doi:10.1038/289656a0
- E. Herbst, An approach to the estimation of polyatomic vibrational radiative relaxation rates. *Chemical Physics* **65**, 185–195 (1982). doi:10.1016/0301-0104(82)85067-2
- E. Herbst, Gas Phase Reactions, in *Atomic, Molecular & Optical Physics Handbook*, ed. by G.W.F. Drake, 1996, p. 429
- E. Herbst, H.M. Cuppen, Interstellar Chemistry Special Feature: Monte Carlo studies of surface chemistry and nonthermal desorption involving interstellar grains. *Proceedings of the National Academy of Science* **103**, 12257–12262 (2006). doi:10.1073/pnas.0601556103
- E. Herbst, W. Klemperer, The Formation and Depletion of Molecules in Dense Interstellar Clouds. *Astrophys. J.* **185**, 505–534 (1973). doi:10.1086/152436

- E. Herbst, W. Klemperer, Is X-Ogen HCO^+ ? *Astrophys. J.* **188**, 255–256 (1974). doi:10.1086/152712
- E. Herbst, C.M. Leung, Effects of large rate coefficients for ion-polar neutral reactions on chemical models of dense interstellar clouds. *Astrophys. J.* **310**, 378–382 (1986). doi:10.1086/164691
- E. Herbst, T.J. Millar, The chemistry of Cold Interstellar Cloud Cores, in *Low Temperatures and Cold Molecules*, ed. by I. W. M. Smith. (Imperial College Press, London, 2008), pp. 1–54
- E. Herbst, Y. Osamura, Calculations on the Formation Rates and Mechanisms for C_nH Anions in Interstellar and Circumstellar Media. *Astrophys. J.* **679**, 1670–1679 (2008). doi:10.1086/587803
- E. Herbst, E.F. van Dishoeck, Complex Organic Interstellar Molecules. *Ann. Rev. Astron. Astrophys.* **47**, 427–480 (2009). doi:10.1146/annurev-astro-082708-101654
- E. Herbst, J.G. Schubert, P.R. Certain, The radiative association of CH_2^+ . *Astrophys. J.* **213**, 696–704 (1977). doi:10.1086/155199
- F. Hersant, V. Wakelam, A. Dutrey, S. Guilloteau, E. Herbst, Cold CO in circumstellar disks. On the effects of photodesorption and vertical mixing. *Astron. Astrophys.* **493**, 49–52 (2009). doi:10.1051/0004-6361:200811082
- D.J. Hollenbach, A.G.G.M. Tielens, Dense Photodissociation Regions (PDRs). *Ann. Rev. Astron. Astrophys.* **35**, 179–216 (1997). doi:10.1146/annurev.astro.35.1.179
- L. Hornekær, A. Baurichter, V.V. Petrunin, D. Field, A.C. Luntz, Importance of Surface Morphology in Interstellar H_2 Formation. *Science* **302**, 1943–1946 (2003). doi:10.1126/science.1090820
- L. Hornekær, A. Baurichter, V.V. Petrunin, A.C. Luntz, B.D. Kay, A. Al-Halabi, Influence of surface morphology on D_2 desorption kinetics from amorphous solid water. *J. Chem. Phys.* **122**, 124701–11 (2005). doi:10.1063/1.1874934
- L. Hornekær, Ž. Šljivančanin, W. Xu, R. Otero, E. Rauls, I. Stensgaard, E. Lægsgaard, B. Hammer, F. Besenbacher, Metastable Structures and Recombination Pathways for Atomic Hydrogen on the Graphite (0001) Surface. *Physical Review Letters* **96**, 156104–4 (2006a). doi:10.1103/PhysRevLett.96.156104
- L. Hornekær, E. Rauls, W. Xu, Ž. Šljivančanin, R. Otero, I. Stensgaard, E. Lægsgaard, B. Hammer, F. Besenbacher, Clustering of Chemisorbed H(D) Atoms on the Graphite (0001) Surface due to Preferential Sticking. *Physical Review Letters* **97**, 186102–4 (2006b). doi:10.1103/PhysRevLett.97.186102
- S. Ioppolo, H.M. Cuppen, C. Romanzin, E.F. van Dishoeck, H. Linnartz, Laboratory Evidence for Efficient Water Formation in Interstellar Ices. *Astrophys. J.* **686**, 1474–1479 (2008). doi:10.1086/591506
- L. Jeloica, DFT investigation of the adsorption of atomic hydrogen on a cluster-model graphite surface. *Chemical Physics Letters* **300**, 157–162 (1999). doi:10.1016/S0009-2614(98)01337-2
- M.J. Jensen, R.C. Bilodeau, C.P. Safvan, K. Seiersen, L.H. Andersen, H.B. Pedersen, O. Heber, Dissociative Recombination of H_3O^+ , HD_2O^+ , and D_3O^+ . *Astrophys. J.* **543**, 764–774 (2000). doi:10.1086/317137
- M. Jofi, P. Honvault, State-to-state quantum reactive scattering calculations and rate constant for nitrogen atoms in collision with NO radicals at low temperatures. *J. Phys. Chem. A* **113**, 10648–10651 (2009)
- M. Jura, Formation and destruction rates of interstellar H_2 . *Astrophys. J.* **191**, 375–379 (1974). doi:10.1086/152975
- N. Katz, I. Furman, O. Biham, V. Pirronello, G. Vidali, Molecular Hydrogen Formation on Astrophysically Relevant Surfaces. *Astrophys. J.* **522**, 305–312 (1999). doi:10.1086/307642
- C.N. Keller, V.G. Anicich, T.E. Cravens, Model of Titans ionosphere with detailed hydrocarbon ion chemistry. *Planet. Space Sci.* **46**, 1157–1174 (1998)
- M. Larsson, A.E. Orel, *Dissociative Recombination of Molecular Ions* (Cambridge University Press, ???, 2008)
- J. Le Bourlot, G. Pineau des Forets, E. Roueff, P. Schilke, Bistability in Dark Cloud Chemistry. *Astrophys. J. Lett.* **416**, 87 (1993). doi:10.1086/187077
- C.M. Leung, E. Herbst, W.F. Huebner, Synthesis of complex molecules in dense interstellar clouds via gas-phase chemistry - A pseudo time-dependent calculation. *Astrophys. J. Suppl.* **56**, 231–256 (1984). doi:10.1086/190982
- A. Lipshtat, O. Biham, Efficient Simulations of Gas-Grain Chemistry in Interstellar Clouds.

- Physical Review Letters **93**, 170601–4 (2004b). doi:10.1103/PhysRevLett.93.170601
- A. Lipshtat, O. Biham, E. Herbst, Enhanced production of HD and D₂ molecules on small dust grains in diffuse clouds. *Mon. Roy. Astron. Soc.* **348**, 1055–1064 (2004a). doi:10.1111/j.1365-2966.2004.07437.x
- A.I. Maergoiz, E.E. Nikitin, J. Troe, Capture of asymmetric top dipolar molecules by ions. *International Journal of Mass Spectrometry* **280**, 42–49 (2009). doi:10.1016/j.ijms.2008.08.019
- G.A. Mamon, A.E. Glassgold, P.J. Huggins, The photodissociation of CO in circumstellar envelopes. *Astrophys. J.* **328**, 797–808 (1988). doi:10.1086/166338
- J.B. Marquette, B.R. Rowe, G. Dupeyrat, G. Poissant, C. Rebrion, Ionpolar-molecule reactions: A CRESU study of He⁺, C⁺, N⁺ + H₂O, NH₃ at 27, 68 and 163 K. *Chem. Phys. Lett.* **122**, 431–435 (1985)
- R. Martinazzo, G.F. Tantardini, Quantum study of Eley-Rideal reaction and collision induced desorption of hydrogen atoms on a graphite surface. I. H-chemisorbed case. *J. Chem. Phys.* **124**, 124702 (2006). doi:10.1063/1.2177654
- E. Matar, E. Congiu, F. Dulieu, A. Momeni, J.L. Lemaire, Mobility of D atoms on porous amorphous water ice surfaces under interstellar conditions. *Astron. Astrophys.* **492**, 17–20 (2008). doi:10.1051/0004-6361:200810434
- B.J. McCall, A.J. Huneycutt, R.J. Saykally, T.R. Geballe, N. Djuric, G.H. Dunn, J. Semaniak, O. Novotny, A. Al-Khalili, A. Ehlerding, F. Hellberg, S. Kalhori, A. Neau, R. Thomas, F. Österdahl, M. Larsson, An enhanced cosmic-ray flux towards ζ Persei inferred from a laboratory study of the H₃⁺-e⁻ recombination rate. *Nature* **422**, 500–502 (2003). doi:10.1038/nature01498
- W.H. McCrea, D. McNally, The formation of Population I stars. II. The formation of molecular hydrogen in interstellar matter. *Mon. Roy. Astron. Soc.* **121**, 238 (1960)
- A.J.H.M. Meijer, A.J. Farebrother, D.C. Clary, A.J. Fisher, Time-Dependent Quantum Mechanical Calculations on the Formation of Molecular Hydrogen on a Graphite Surface via an Eley-Rideal Mechanism. *J. Phys. Chem. A* **105**, 2173–2182 (2001)
- I.A. Mikhailov, V. Kokoouline, Å. Larson, S. Tonzani, C.H. Greene, Renner-Teller effects in HCO⁺ dissociative recombination. *Phys. Rev. A* **74**, 032707 (2006). doi:10.1103/PhysRevA.74.032707
- T.J. Millar, E. Herbst, A new chemical model of the circumstellar envelope surrounding IRC+10216. *Astron. Astrophys.* **288**, 561–571 (1994)
- T.J. Millar, E. Herbst, R.P.A. Bettens, Large molecules in the envelope surrounding IRC+10216. *Mon. Roy. Astron. Soc.* **316**, 195–203 (2000). doi:10.1046/j.1365-8711.2000.03560.x
- T.J. Millar, A. Bennett, J.M.C. Rawlings, P.D. Brown, S.B. Charnley, Gas phase reactions and rate coefficients for use in astrochemistry - The UMIST ratefile. *Astron. Astrophys.* **87**, 585–619 (1991)
- Y. Miura, H. Kasai, W. Diño, H. Nakanishi, T. Sugimoto, First principles studies for the dissociative adsorption of H₂ on graphene. *Journal of Applied Physics* **93**, 3395–3400 (2003). doi:10.1063/1.1555701
- N. Miyauchi, H. Hidaka, T. Chigai, A. Nagaoka, N. Watanabe, A. Kouchi, Formation of hydrogen peroxide and water from the reaction of cold hydrogen atoms with solid oxygen at 10 K. *Chemical Physics Letters* **456**, 27–30 (2008). doi:10.1016/j.cplett.2008.02.095
- H. Mokrane, H. Chaabouni, M. Accolla, E. Congiu, F. Dulieu, M. Chehrouri, J.L. Lemaire, Experimental Evidence for Water Formation Via Ozone Hydrogenation on Dust Grains at 10 K. *Astrophys. J. Lett.* **705**, 195–198 (2009). doi:10.1088/0004-637X/705/2/L195
- S. Morisset, M. Aguilon, M. Sizun, V. Sidis, Role of Surface Relaxation in the Eley-Rideal Formation of H₂ on a Graphite Surface. *J. Phys. Chem. A* **108**, 8571–8579 (2004)
- M. Nuevo, Y. Chen, T. Yih, W. Ip, H. Fung, C. Cheng, H. Tsai, C. Wu, Amino acids formed from the UV/EUV irradiation of inorganic ices of astrophysical interest. *Advances in Space Research* **40**, 1628–1633 (2007). doi:10.1016/j.asr.2007.04.056
- Y. Oba, N. Miyauchi, H. Hidaka, T. Chigai, N. Watanabe, A. Kouchi, Formation of Compact Amorphous H₂O Ice by Codeposition of Hydrogen Atoms with Oxygen Molecules on Grain Surfaces. *Astrophys. J.* **701**, 464–470 (2009). doi:10.1088/0004-637X/701/1/464
- K.I. Öberg, Complex processes in simple ices: laboratory and observational studies of gas-grain interactions during star formation, PhD thesis, Leiden Observatory, Leiden University, P.O. Box 9513, 2300 RA Leiden, The Netherlands, 2009d
- K.I. Öberg, S. Bottinelli, E.F. van Dishoeck, Cold gas as an ice diagnostic toward low mass

- protostars. *Astron. Astrophys.* **494**, 13–16 (2009a). doi:10.1051/0004-6361/200811228
- K.I. Öberg, E.F. van Dishoeck, H. Linnartz, Photodesorption of ices I: CO, N₂, and CO₂. *Astron. Astrophys.* **496**, 281–293 (2009b). doi:10.1051/0004-6361/200810207
- K.I. Öberg, F. van Broekhuizen, H.J. Fraser, S.E. Bisschop, E.F. van Dishoeck, S. Schlemmer, Competition between CO and N₂ Desorption from Interstellar Ices. *Astrophys. J. Lett.* **621**, 33–36 (2005). doi:10.1086/428901
- K.I. Öberg, G.W. Fuchs, Z. Awad, H.J. Fraser, S. Schlemmer, E.F. van Dishoeck, H. Linnartz, Photodesorption of CO Ice. *Astrophys. J. Lett.* **662**, 23–26 (2007). doi:10.1086/519281
- K.I. Öberg, H. Linnartz, R. Visser, E.F. van Dishoeck, Photodesorption of Ices. II. H₂O and D₂O. *Astrophys. J.* **693**, 1209–1218 (2009c). doi:10.1088/0004-637X/693/2/1209
- K.I. Öberg, R.T. Garrod, E.F. van Dishoeck, H. Linnartz, Formation rates of complex organics in UV irradiated CH₃OH-rich ices. I. Experiments. *Astron. Astrophys.* **504**, 891–913 (2009e). doi:10.1051/0004-6361/200912559
- K.I. Öberg, E.C. Fayolle, H.M. Cuppen, E.F. van Dishoeck, H. Linnartz, Quantification of segregation dynamics in ice mixtures. *Astron. Astrophys.* **505**, 183–194 (2009f). doi:10.1051/0004-6361/200912464
- M. Ohishi, W.M. Irvine, N. Kaifu, Molecular Abundance Variations among and Within Cold, Dark Molecular Clouds(rp), in *Astrochemistry of Cosmic Phenomena*, ed. by P. D. Singh. IAU Symposium, vol. 150, 1992, p. 171
- H.B. Perets, O. Biham, Molecular hydrogen formation on porous dust grains. *Mon. Roy. Astron. Soc.* **365**, 801–806 (2006). doi:10.1111/j.1365-2966.2005.09803.x
- H.B. Perets, O. Biham, G. Manicó, V. Pirronello, J. Roser, S. Swords, G. Vidali, Molecular Hydrogen Formation on Ice Under Interstellar Conditions. *Astrophys. J.* **627**, 850–860 (2005). doi:10.1086/430435
- J.S.A. Perry, S.D. Price, Detection of rovibrationally excited H₂ formed through the heterogeneous recombination of H atoms on a cold HOPG surface. *Astrophys. Space Sci.* **285**, 769–776 (2003). doi:10.1023/A:1026181815008
- S. Petrie, Y. Osamura, NCCN and NCCCCN Formation in Titan’s Atmosphere: 2. HNC as a Viable Precursor. *J. Phys. Chem. A* **108**, 3623–3631 (2004)
- V. Pirronello, C. Liu, L. Shen, G. Vidali, Laboratory Synthesis of Molecular Hydrogen on Surfaces of Astrophysical Interest. *Astrophys. J. Lett.* **475**, 69–72 (1997a). doi:10.1086/310464
- V. Pirronello, O. Biham, C. Liu, L. Shen, G. Vidali, Efficiency of Molecular Hydrogen Formation on Silicates. *Astrophys. J. Lett.* **483**, 131–134 (1997b). doi:10.1086/310746
- V. Pirronello, C. Liu, J.E. Roser, G. Vidali, Measurements of molecular hydrogen formation on carbonaceous grains. *Astron. Astrophys.* **344**, 681–686 (1999)
- S.S. Prasad, W.T. Huntress Jr., A model for gas phase chemistry in interstellar clouds. I - The basic model, library of chemical reactions, and chemistry among C, N, and O compounds. *Astrophys. J. Suppl.* **43**, 1–35 (1980a). doi:10.1086/190665
- S.S. Prasad, W.T. Huntress Jr., A model for gas phase chemistry in interstellar clouds. II - Nonequilibrium effects and effects of temperature and activation energies. *Astrophys. J.* **239**, 151–165 (1980b). doi:10.1086/158097
- C. Rebrion, J.B. Marquette, B.R. Rowe, D.C. Clary, Low-temperature reactions of He⁺ and C⁺ with HCl, SO₂ and H₂S. *Chemical Physics Letters* **143**, 130–134 (1988). doi:10.1016/0009-2614(88)87026-X
- B.J. Robinson, F.F. Gardner, K.J. van Damme, J.G. Bolton, An Intense Concentration of Oh near the Galactic Centre. *Nature* **202**, 989–991 (1964). doi:10.1038/202989a0
- M. Röllig, N.P. Abel, T. Bell, F. Bensch, J. Black, G.J. Ferland, B. Jonkheid, I. Kamp, M.J. Kaufman, J. Le Bourlot, F. Le Petit, R. Meijerink, O. Morata, V. Ossenkopf, E. Roueff, G. Shaw, M. Spaans, A. Sternberg, J. Stutzki, W. Thi, E.F. van Dishoeck, P.A.M. van Hoof, S. Viti, M.G. Wolfire, A photon dominated region code comparison study. *Astron. Astrophys.* **467**, 187–206 (2007). doi:10.1051/0004-6361:20065918
- N. Rougeau, D. Teillet-Billy, V. Sidis, Double H atom adsorption on a cluster model of a graphite surface. *Chemical Physics Letters* **431**, 135–138 (2006). doi:10.1016/j.cplett.2006.09.069
- B.R. Rowe, Studies of Ion / Molecule Reactions at T~ 80K, in *Rate Coefficients in Astrochemistry. Proceedings of a Conference held in UMIST, Manchester, United Kingdom, September 21-24, 1987. Editors, T.J. Millar, D.A. Williams; Publisher, Kluwer Academic Publishers, Dordrecht, Boston, 1988. ISBN # 90-277-2752-X. LC # QB450 .R38 1988. P.135, 1988*, ed. by T. J. Millar & D. A. Williams, 1988, p. 135
- H. Sabbah, L. Biennier, I.R. Sims, Y. Georgievskii, S.J. Klippenstein, I.W.M. Smith, Under-

- standing Reactivity at Very Low Temperatures: The Reactions of Oxygen Atoms with Alkenes. *Science* **317**, 102–105 (2007). doi:10.1126/science.1142373
- K. Sakimoto, K. Takayanagi, Influence of the Dipole Interaction on the Low-Energy Ion-Molecule Reactions. *Journal of the Physical Society of Japan* **48**, 2076 (1980)
- A. Saltelli, K. Chan, E.M. Scott, *Sensitivity analysis* (Wiley & Son, England, 2000)
- A. Saltelli, S. Tarantola, F. Campolongo, M. Ratto, *Sensitivity analysis in practice. a guide to assessing scientific models* (Wiley & Son, England, 2004)
- S.P. Sander, A.R. Ravishankara, D.M. Golden, C.E. Kolb, M.J. Kurylo, M.J. Molina, G.K. Moortgat, B.J. Finlayson-Pitts, P.H. Wine, R.E. Huie, Chemical kinetics and photochemical data for use in atmospheric studies. evaluation number 15, (JPL publication 06-2, 2006)
- X. Sha, First-principles study of the structural and energetic properties of H atoms on a graphite (0 0 0 1) surface. *Surface Science* **496**, 318–330 (2002). doi:10.1016/S0039-6028(01)01602-8
- X. Sha, B. Jackson, D. Lemoine, Quantum studies of Eley-Rideal reactions between H atoms on a graphite surface. *J. Chem. Phys.* **116**, 7158–7169 (2002). doi:10.1063/1.1463399
- I.R. Sims, J. Queffelec, A. Defrance, C. Rebrion-Rowe, D. Travers, P. Bocherel, B.R. Rowe, I.W.M. Smith, Ultralow temperature kinetics of neutral-neutral reactions. The technique and results for the reactions CN+O₂ down to 13 K and CN+NH₃ down to 25 K. *J. Chem. Phys.* **100**, 4229–4241 (1994). doi:10.1063/1.467227
- I.W.M. Smith, *Kinetics and dynamics of elementary gas reactions* (Butterworth, London, 1980)
- I.W.M. Smith, A.M. Sage, N.M. Donahue, E. Herbst, D. Quan, The temperature-dependence of rapid low temperature reactions: experiment, understanding and prediction. *Chemical Evolution of the Universe, Faraday Discussions*, volume 133, 2006, p.137 **133**, 137 (2006). doi:10.1039/b600721j
- T.P. Snow, V.M. Bierbaum, Ion Chemistry in the Interstellar Medium. *Annual Review of Analytical Chemistry* **1**, 229–259 (2008). doi:10.1146/annurev.anchem.1.031207.112907
- T. Stantcheva, V.I. Shematovich, E. Herbst, On the master equation approach to diffusive grain-surface chemistry: The H, O, CO system. *Astron. Astrophys.* **391**, 1069–1080 (2002). doi:10.1051/0004-6361:20020838
- T. Su, W.J. Chesnavich, Parametrization of the ion-polar molecule collision rate constant by trajectory calculations. *J. Chem. Phys.* **76**, 5183–5185 (1982). doi:10.1063/1.442828
- D. Talbi, I.W.M. Smith, A theoretical analysis of the reaction between CN radicals and NH₃. *Physical Chemistry Chemical Physics (Incorporating Faraday Transactions)* **11**, 8477 (2009). doi:10.1039/b908416a
- A.G.G.M. Tielens, W. Hagen, Model calculations of the molecular composition of interstellar grain mantles. *Astron. Astrophys.* **114**, 245–260 (1982)
- J. Troe, Statistical adiabatic channel model for ion-molecule capture processes. *J. Chem. Phys.* **87**, 2773–2780 (1987). doi:10.1063/1.453701
- J. Troe, Statistical adiabatic channel model for ion-molecule capture processes. II. Analytical treatment of ion-dipole capture. *J. Chem. Phys.* **105**, 6249–6262 (1996). doi:10.1063/1.472479
- J. Troe, T.M. Miller, A.A. Viggiano, Low-energy electron attachment to SF₆. I. Kinetic modeling of nondissociative attachment. *J. Chem. Phys.* **127**, 244303–12 (2007a). doi:10.1063/1.2804761
- J. Troe, T.M. Miller, A.A. Viggiano, Low-energy electron attachment to SF₆. II. Temperature and pressure dependences of dissociative attachment. *J. Chem. Phys.* **127**, 244304–13 (2007b). doi:10.1063/1.2804762
- H.C. van de Hulst, *The solid particles in interstellar space*. 1949, p. 2
- A.I. Vasyunin, D. Semenov, T. Henning, V. Wakelam, E. Herbst, A.M. Sobolev, Chemistry in Protoplanetary Disks: A Sensitivity Analysis. *Astrophys. J.* **672**, 629–641 (2008). doi:10.1086/523887
- A.I. Vasyunin, D.A. Semenov, D.S. Wiebe, T. Henning, A Unified Monte Carlo Treatment of Gas-Grain Chemistry for Large Reaction Networks. I. Testing Validity of Rate Equations in Molecular Clouds. *Astrophys. J.* **691**, 1459–1469 (2009). doi:10.1088/0004-637X/691/2/1459
- A.A. Viggiano, S. Williams, *Advances in gas-phase ion chemistry*, 4 (Elsevier, Amsterdam, 2001)
- V. Wakelam, E. Herbst, Polycyclic Aromatic Hydrocarbons in Dense Cloud Chemistry. Astro-

- phys. J. **680**, 371–383 (2008). doi:10.1086/587734
- V. Wakelam, E. Herbst, F. Selsis, The effect of uncertainties on chemical models of dark clouds. *Astron. Astrophys.* **451**, 551–562 (2006). doi:10.1051/0004-6361:20054682
- V. Wakelam, F. Selsis, E. Herbst, P. Caselli, Estimation and reduction of the uncertainties in chemical models: application to hot core chemistry. *Astron. Astrophys.* **444**, 883–891 (2005). doi:10.1051/0004-6361:20053673
- V. Wakelam, J. Loison, E. Herbst, D. Talbi, D. Quan, F. Caralp, A sensitivity study of the neutral-neutral reactions $C + C_3$ and $C + C_5$ in cold dense interstellar clouds. *Astron. Astrophys.* **495**, 513–521 (2009). doi:10.1051/0004-6361:200810967
- N. Watanabe, A. Kouchi, Efficient Formation of Formaldehyde and Methanol by the Addition of Hydrogen Atoms to CO in H₂O-CO Ice at 10 K. *Astrophys. J. Lett.* **571**, 173–176 (2002). doi:10.1086/341412
- W.D. Watson, Interstellar molecule reactions. *Reviews of Modern Physics* **48**, 513–552 (1976). doi:10.1103/RevModPhys.48.513
- S. Weinreb, Radio Observations of OH in the Interstellar Medium. *Nature* **200**, 829–831 (1963). doi:10.1038/200829a0
- J. Woodall, M. Agúndez, A.J. Markwick-Kemper, T.J. Millar, The UMIST database for astrochemistry 2006. *Astron. Astrophys.* **466**, 1197–1204 (2007). doi:10.1051/0004-6361:20064981
- D.E. Woon, E. Herbst, Quantum Chemical Predictions of the Properties of Known and Postulated Neutral Interstellar Molecules. *Astrophys. J. Suppl.* **185**, 273–288 (2009). doi:10.1088/0067-0049/185/2/273
- T. Zecho, Abstraction of D chemisorbed on graphite (0001) with gaseous H atoms. *Chemical Physics Letters* **366**, 188–195 (2002b). doi:10.1016/S0009-2614(02)01573-7
- T. Zecho, A. Guttler, X. Sha, B. Jackson, J. Kupperts, Adsorption of hydrogen and deuterium atoms on the (0001) graphite surface. *J. Chem. Phys.* **117**, 8486–8492 (2002a). doi:10.1063/1.1511729
- V. Zhaunerchyk, M. Kamińska, E. Vigren, M. Hamberg, W.D. Geppert, M. Larsson, R.D. Thomas, J. Semaniak, Sequential formation of the CH₃+H+H channel in the dissociative recombination of CH₅⁺. *Phys. Rev. A* **79**, 030701 (2009). doi:10.1103/PhysRevA.79.030701
- L.M. Ziurys, P. Friberg, W.M. Irvine, Interstellar SiO as a tracer of high-temperature chemistry. *Astrophys. J.* **343**, 201–207 (1989). doi:10.1086/167696

A Appendix A

Author: Ian Smith (University of Cambridge, UK)



Thermodynamic Data

$$\Delta H_{298}^{\circ}(1) = -57 \text{ kJ mol}^{-1}$$

$$\Delta S_{298}^{\circ}(1) =$$

$$K_c(I) =$$

$$\Delta H_{298}^{\circ}(2) = -158 \text{ kJ mol}^{-1}$$

$$\Delta S_{298}^{\circ}(2) =$$

$$K_c(I) =$$

Thermochemical data are taken from ref. 3

Rate Coefficient Data ($k = k_1 + k_2$)

$k / \text{cm}^3 \text{ molecule}^{-1} \text{ s}^{-1}$	T / K	Reference	Comments
<i>Rate Coefficient Measurements</i>			
$(8 \pm 4) \times 10^{-10}$	300	Fehsenfeld, 1976 ¹	(a)
$(12 \pm 5) \times 10^{-10}$	295 ± 5	Milligan and McEwan, 2000 ²	(b)
<i>Theoretical Evaluations</i>			
$11.9 \times 10^{-10} (T/\text{K})/300)^{-0.144}$	0 – 70	Bettens, Hansen and Collins, 1999 ⁴	(c)
$9.4 \times 10^{-10} (T/\text{K})/300)^{-0.320}$	70 – 500	Bettens, Hansen and Collins, 1999 ⁴	(c)
$1.14 \times 10^{-9} (T/\text{K})/300)^{-0.156} \exp(-1.41/T)$	5 - 400	Klippenstein et al., 2010 ⁵	(d)
<i>Reviews and Evaluations</i>			
$(8 \pm 4) \times 10^{-10}$	all temperatures	UMIST database	
$(8 \pm 4) \times 10^{-10}$	all temperatures	OSU website	

Comments

(a) A very short paper with few experimental details. Flowing afterglow technique: production of H_3^+ described in ref. 3, no details of how of O-atom concentration were estimated. No measurements of branching ratio.

(b) Experiment employs a SIFT technique to generate and select H_3^+ ions. O atoms from microwave discharge of O_2/He . Reaction of $\text{CH}_3^+ + \text{O}$ (which it is claimed has a well-established rate coefficient) was used to calibrate the O-atom concentrations. Error

takes into account uncertainties in estimating O-atom concentrations. Branching ratios are found to be $k_1/(k_1 + k_2) = 0.7$ and $k_2/(k_1 + k_2) = 0.3$.

(c) Results of a quasiclassical trajectory study on an *ab initio* potential energy surface,⁴ provides a temperature-dependence for k . The branching ratios were calculated to be $k_1/(k_1 + k_2) = 0.94$ and $k_2/(k_1 + k_2) = 0.06$, independent of collision energy.

(d) Kinetics predicted from a combination of transition state theory, trajectory calculations and master equation analysis employing

potential energy surface from high level quantum chemical calculations.

Preferred Values

$$k(298 \text{ K}) = (1.2 \pm 0.3) \times 10^{-9} \text{ cm}^3 \text{ molecule}^{-1} \text{ s}^{-1}$$

$$k(10 \text{ K}) = (1.7 \pm 0.4) \times 10^{-9} \text{ cm}^3 \text{ molecule}^{-1} \text{ s}^{-1}$$
$$k(T) = 1.14 \times 10^{-9} (T/\text{K})/300)^{-0.156} \exp(-1.41/T) \text{ cm}^3 \text{ molecule}^{-1} \text{ s}^{-1}$$

$$k_1/(k_1 + k_2) = (0.7 \pm 0.2) \text{ and } k_2/(k_1 + k_2) = (0.3 \pm 0.2), \text{ independent of temperature.}$$

Reliability

$$\Delta \log k = \pm 0.15$$

Comments on Preferred Values

Both the OSU and UMIST databases accept Fehsenfeld's room temperature value from 1976,¹ and (apparently) assume (a) that reaction (1) to OH⁺ + H₂ is dominant, and (b) that the rate coefficient is independent of temperature. Unfortunately, Fehsenfeld gives no details of how the O-atoms were generated and their concentration estimated. A follow-up paper that was supposed to give these details could not be found.

Milligan and McEwan² do give details. In effect, they measure the rate coefficient relative to that for CH₃O⁺ + O. Their assessment of errors seems well founded, their value of $k(298 \text{ K})$ and the branching ratio at 298 K (and the uncertainties in both quantities) are accepted.

Both Fehsenfeld¹ and Milligan and McEwan² only give room temperature values of the rate coefficient. The latter authors point out $k(298 \text{ K})$ is close to the value expected from the Langevin model ($17 \times 10^{-10} \text{ cm}^3 \text{ molecule}^{-1} \text{ s}^{-1}$), on which basis one might expect no temperature-dependence.

Bettens *et al.*⁴ provide a thorough theoretical analysis of this reaction. Their findings include: (a) that the capture cross-section is greater than that given by the Langevin model due to the long-range ion-quadrupole forces between H₃⁺ and O(³P); and (b) that only *ca.* 80% of the 'captured' trajectories lead to reaction. They assume that reaction occurs only on the lowest triplet surface correlating with reactants and reduce their calculated value by a factor taking account of the spin-orbit states in O(³P_J). Together with (a) and (b), the value of $k(298 \text{ K})$ obtained is close to that obtained by Milligan and McEwan² and to that estimated by a Langevin analysis.

The calculations of Klippenstein *et al.*⁵ are in fair agreement with those of Bettens *et al.*⁴, both in respect of the absolute values of the rate coefficients and their T -dependence, and again with the limited experimental data. They do not provide information on the branching ratio. We adopt their recommended T -dependence (in recognition of their more sophisticated treatment of spin-orbit effects) and the branching ratio from ref. 2.

We adopt the values of $k(298 \text{ K})$ and the expression for $k(T)$ from Klippenstein *et al.* In view of the good agreement between the two sets of calculations and their agreement with the experimental values of $k(298 \text{ K})$ the uncertainties in the recommendations are quite small.

References

¹ F. C. Fehsenfeld, *Astrophys. J.* **209**, 638 (1976).

² D. B. Milligan and M. J. McEwan, *Chem. Phys. Lett.* **319**, 482 (2000).

³ F. C. Fehsenfeld, W. Lindinger and D. L. Albritton, *J. Chem. Phys.* **63**, 443 (1975).

⁴ R. P. A. Bettens, T. A. Hansen and M. A. Collins, *J. Chem. Phys.* **111**, 6322 (1999).

⁵ S. J. Klippenstein, Y. Georgievskii and B. J. McCall, *J. Phys. Chem. A*, **114**, 278 (2010).

(17.03.2010)