

Electronic structure of novel multiple-band superconductor SrPt_2As_2

I. A. Nekrasov¹⁾, M. V. Sadovskii²⁾

Institute for Electrophysics, Russian Academy of Sciences, Ural Branch, Amundsen str. 106, Ekaterinburg, 620016, Russia

Submitted November 2010

We present LDA calculated electronic structure of recently discovered superconductor SrPt_2As_2 with $T_c=5.2\text{K}$. Despite its chemical composition and crystal structure are somehow similar to FeAs-based high-temperature superconductors, the electronic structure of SrPt_2As_2 is very much different. Crystal structure is orthorhombic (or tetragonal if idealized) and has layered nature with alternating PtAs_4 and AsPt_4 tetrahedra slabs sandwiched with Sr ions. The Fermi level is crossed by Pt-5d states with rather strong admixture of As-4p states. Fermi surface of SrPt_2As_2 is essentially three dimensional, with complicated sheets corresponding to multiple bands. We compare SrPt_2As_2 with 1111 and 122 representatives of FeAs-class of superconductors, as well as with isovalent (Ba,Sr) Ni_2As_2 superconductors. Brief discussion of superconductivity in SrPt_2As_2 is also presented.

PACS: 71.20.-b, 74.20.Fg, 74.25.Jb, 74.70.-b

In 2008 new class of FeAs based high-temperature superconductors was discovered [1]. Reviews of most of pioneering papers were presented in Refs. [2, 3]. Lots of experimental and theoretical investigations were published since then and the search for new promising compounds is continuing. Recent report on coexistence of superconductivity ($T_c=5.2\text{K}$) and CDW by Kudo *et al.*[4] in the new arsenide compound SrPt_2As_2 motivated us to compare its electronic structure with that of different representatives of FeAs class of superconductors investigated by us earlier [5, 6, 7, 8, 9]. We shall see that despite expectations expressed in Ref. [4] this system cannot be considered an analogue of Fe pnictides, though by itself presents an interesting case of a new multiple band superconductor with very complicated electronic structure close to the Fermi level.

As reported in Ref. [10] SrPt_2As_2 has orthorhombic structure with the space group $Pm\bar{m}n$. To some extent it reminds CaBe_2Ge_2 type tetragonal crystal structure with the space group $P4/nmm$. The later one is presented in Fig. 1. There are two layers of PtAs_4 and AsPt_4 tetrahedra in the elementary cell (shown in Fig. 1). In one layer square lattice of Pt ions is coordinated with As tetrahedra and vice versa in the next layer. Corresponding tetrahedra are connected with lines in Fig. 1. The most similar 122 polymorphic form to SrPt_2As_2 is BaFe_2As_2 pnictide [11] where two mirrored FeAs₄ tetrahedra layers are contained in the elementary cell [6]. Other pnictide systems belong mainly to the space group $P4/nmm$ [9].

In present work we neglect for simplicity of comparison to other pnictides small atomic position modulations in the PtAs_4 layer of SrPt_2As_2 leading to the $Pm\bar{m}n$ structure detected in Ref. [10]. Thus we transform the real $Pm\bar{m}n$ structure to an idealized $P4/nmm$ as described below. To obtain the tetrahedral a lattice parameter we have taken the average of $a=4.482\text{\AA}$ and $b=4.525\text{\AA}$ parameters of orthorhombic structure, while $c=9.869\text{\AA}$ parameter was taken the same as in the experimentally observed structure. Wyckoff Positions of ions were changed from $Pm\bar{m}n$ to $P4/nmm$ like this: Sr $2a(1/4,1/4,0.7469)\rightarrow 2c(1/4,1/4,0.7469)$; for PtAs_4 layer Pt1 $4e(1/4,0.8163,0.9989)\rightarrow 2a(1/4,3/4,0)$ and As2 $4e(1/4,0.294,0.1263)\rightarrow 2c(1/4,1/4,0.1263)$; for AsPt_4 layer Pt2 $2a(1/4,1/4,0.3817)\rightarrow 2c(1/4,1/4,0.3817)$ and As1 $2b(1/4,3/4,0.4997)\rightarrow 2b(1/4,3/4,1/2)$. Thus we do not account for alternating half filled 4e positions of Pt1 and As2 and slightly change appropriate coordinates for the atoms.

Using this idealized SrPt_2As_2 tetragonal crystal structure we performed electronic structure calculations within the linearized muffin-tin orbitals method (LMTO) [12] with default settings.

In Fig. 2 we present band dispersions obtained within LDA calculations for SrPt_2As_2 plotted along high-symmetry Brillouin zone directions. Upper panel shows total overview of bands on a large energy scale. Lower panel highlights those bands crossing the Fermi level within the $k_z=0$ plane and in a narrow energy interval relevant to superconductivity. Letters marking bands on lower panel of Fig. 2 correspond to LDA Fermi surface (FS) sheets plotted in Fig. 4 and described below.

¹⁾E-mail: nekrasov@iep.uran.ru

²⁾E-mail: sadovskii@iep.uran.ru

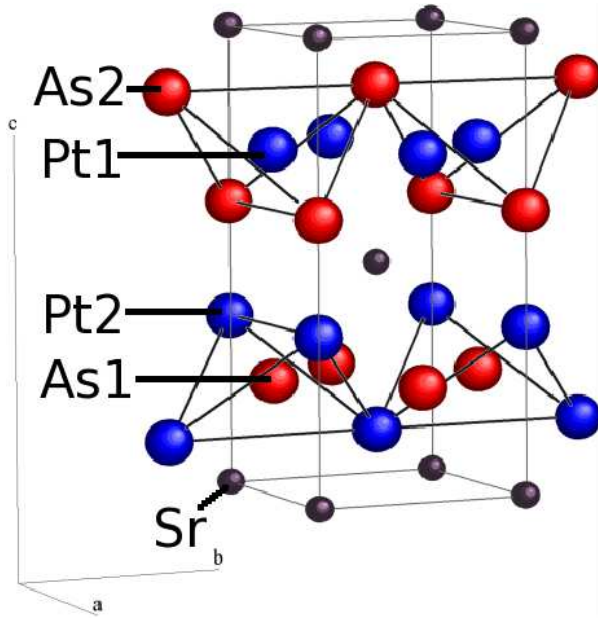


Fig. 1. Idealized tetragonal crystal structure of SrPt_2As_2 .

One should note that SrPt_2As_2 bands in general share some common features with e.g. 1111 FeAs systems [5, 8], for example around M-point. But basically in the vicinity of the Fermi level bands are completely different from 1111 and 122 systems. However, the multiple band nature of electronic spectrum close to the Fermi level is obvious. There are four band crossings of the Fermi level between Γ and M-points and up to six bands at the Fermi level in M- Γ direction.

Fig. 3 displays LDA densities of states (DOS) of SrPt_2As_2 . Upper panel shows total DOS (solid line). Since there are two layers of tetrahedra as discussed above we present DOSes for PtAs_4 layer as solid lines (Pt1 - triangles, As2 - crosses) and for AsPt_4 layer as dashed ones (Pt2 - squares, As1 - pluses). Contribution of Pt1-5d states forming square lattice on the Fermi level is almost twice larger than of the other states. However, Pt2 and both As1, As2 also give considerable contribution to the DOS on E_F . This distinguishes SrPt_2As_2 system from Fe pnictides where As states almost do not appear at the Fermi level [5, 8]. Most of Pt-5d states are situated much further down from the Fermi level in contrast to the pnictides. This can be attributed to the fact that Pt has more d-electrons than Fe. Also Pt-5d states are obviously more extended with larger bandwidth than that of Fe-3d.

Lower panel of Fig. 3 shows orbital resolved DOSes for Pt1 and Pt2 5d states. Pt1 belongs to PtAs_4 tetrahedron layer and Pt2 to AsPt_4 one. Because of tetragonal symmetry we still can use cubic notations for the

5d orbitals. For both Pt ions largest contribution on the Fermi level comes from $x^2 - y^2$ orbital (solid line), while other orbitals give smaller contribution. Situation here differs from that in pnictides [6, 7], where all of t_{2g} orbitals contribute to DOS at the Fermi level. Here as mentioned above most of Pt-5d states lie below the Fermi level.

Finally in Fig. 4 we present LDA Fermi surfaces. In Fig. 4a we show all FS sheets in the first Brillouin zone. In Figs. 4b–4e we present different FS sheets separately. Letters (b, c, d, e) denoting Fermi sheets correspond to bands marked with the same letters as on lower panel of Fig. 2. One can see that in total there are six FS sheets. Most of them except Fig. 4e are essentially three dimensional. This fact also makes SrPt_2As_2 different from 1111 or 122 pnictides. Cross-section of the FS at $k_z=0$ is shown in Fig. 4f with the same letters coding. Here

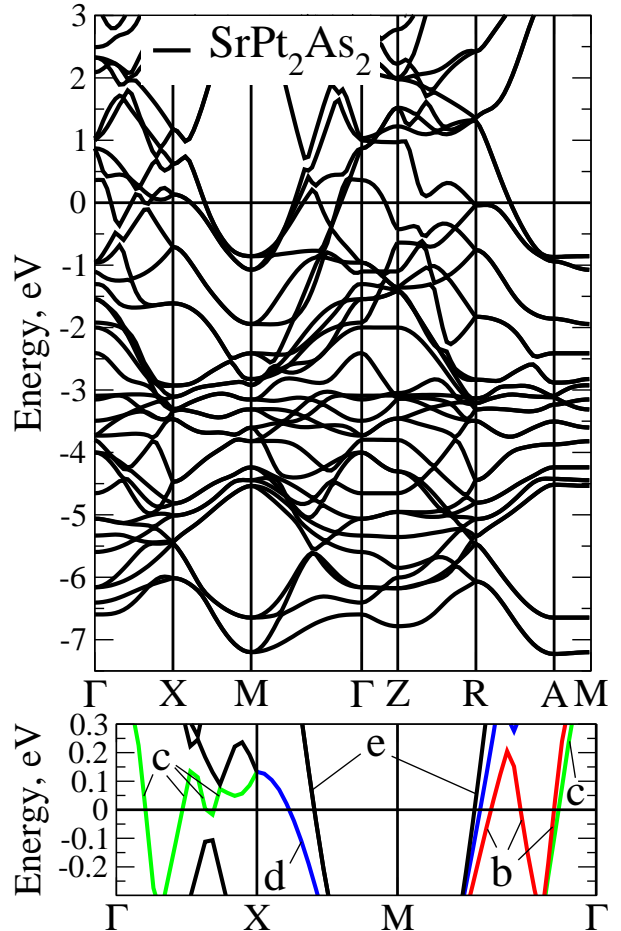


Fig. 2. LDA calculated band dispersions of SrPt_2As_2 : upper panel – total overview; lower panel – bands in the $k_z=0$ plane in a narrow energy interval around the Fermi level. On lower panel letters correspond to Fermi surface sheets shown in Fig. 4. The Fermi level is at zero energy.

we also see much more complicated multiple FS sheets picture in contrast to Fe pnictides .

Thus we have in SrPt_2As_2 the multiple band structure with rather complicated multiple sheet FS topology, which is quite different from that of Fe pnictides. In general, the multiple band system may be also very complicated from the point of view of possible types of Cooper pairing, with different energy gaps on different FS sheets, like in FeAs systems [13, 14]. From the general symmetry analysis [15, 16] it is known that in case of tetragonal symmetry and in spin - singlet case we can in principle observe either the usual isotropic or anisotropic s - wave pairing or several types of d - wave pairing. Nothing can be concluded from symmetry considerations alone on the possibility of s^\pm pairing, with e.g. isotropic gap on different FS sheets changing sign between different sheets, as it is most probably is in the case of Fe pnictides [2, 14].

As to the value of T_c and gap ratios on different FS sheets in the multiple band system these are actually defined by rather complicated interplay of intraband and interband couplings in Cooper channel, partly determined by relations between partial DOS'es at these FS sheets [13, 14]. However, we can make some simple estimates based on elementary BCS approach. Consider the value of total DOS at the Fermi level $N(E_F)$ which is 5.6 states/eV/cell in our calculations. If we calculate corresponding T-linear coefficient of the specific heat we obtain $\gamma=13.1$ mJ/mol/K², which agrees rather well with experimental value of 9.7 mJ/mol/K² [4]. Then one can immediately estimate the dimensionless pairing coupling constant λ value using the BCS expression $T_c = 1.14\omega_D e^{-1/\lambda}$, with Debye frequency ω_D , corresponding to the experiment. If we chose $\omega_D=200$ K and $T_c=5.2$ K in agreement with Ref. [4] for SrPt_2As_2 we get $\lambda=0.26$. Now we can estimate T_c values for isovalent systems BaNi_2As_2 [17] and SrNi_2As_2 [18] which are also found to be superconductors, but with much lower experimental superconducting temperatures of 0.7K[17] and 0.62K[18]. To do so we performed LDA calculations for BaNi and SrNi systems to get appropriate values of $N(E_F)$ for these systems. Actually, our results agree well with the previous LDA calculations of Refs. [19, 20]. We got $N(E_F)=3.86$ states/eV/cell for BaNi and $N(E_F)=2.81$ states/eV/cell for SrNi system. As BCS coupling is always proportional to $N(E_F)$ and assuming the same value of dimensional coupling in all these systems, we directly obtain $\lambda_{\text{BaNi}}=0.18$, $\lambda_{\text{SrNi}}=0.13$ with corresponding T_c values of 0.97K and 0.13K in rather good agreement with experiment. Thus, similar to our work on pnictides [9] we see that the val-

ues of T_c are well correlated with the total DOS value at the Fermi level $N(E_F)$.

In conclusion, our results show that the novel superconductor SrPt_2As_2 is essentially a multiple-band system. Despite its crystal structure similarity to that of 122 pnictides, its electronic structure is quite different — more bands cross the Fermi level, Pt-5d states lie at lower energies than Fe-3d bands and mostly Pt-5d $x^2 - y^2$ orbital comes to the Fermi level instead of all t_{2g} orbitals, contribution of As-4p states at the Fermi level is much stronger. Fermi surface has much more complicated multiple sheet topology and is definitely three dimensional, which can lead to rather complicated picture of Cooper pairing. Finally we note that rather non monotonous behavior of the DOS near the Fermi level (cf. Fig. 3) suggest the possibility of significant changes of T_c due to doping.

This work is partly supported by RFBR grant 11-02-00147 and was performed within the framework of programs of fundamental research of the Russian Academy of Sciences (RAS) “Quantum physics of condensed matter” (09-II-2-1009) and of the Physics Division of RAS “Strongly correlated electrons in solid states” (09-T-2-1011). IN acknowledges the grants of the President of Russia, interdisciplinary UB-SB RAS project.

-
1. Y. Kamihara, T. Watanabe, M. Hirano, H. Hosono. J. Am. Chem. Soc. **130**, 3296-3297 (2008).
 2. M.V. Sadovskii, Uspekhi Fiz. Nauk **178**, 1243 (2008); Physics Uspekhi **51**, No. 12 (2008).
 3. K. Ishida, Y. Nakai, H. Hosono. Journal of the Physical Society of Japan, **78**, 062001 (2009).
 4. K. Kudo, Y. Nishikubo, M. Nohara, arXiv:1010.3950.
 5. I.A. Nekrasov, Z.V. Pchelkina, M.V. Sadovskii. Pis'ma Zh. Eksp. Teor. Fiz. **87**, 647 (2008) [JETP Letters **87**, 560 (2008)].
 6. I.A. Nekrasov, Z.V. Pchelkina, M.V. Sadovskii. Pis'ma Zh. Eksp. Teor. Fiz. **88**, 155 (2008) [JETP Letters, **88**, 144 (2008)].
 7. I.A. Nekrasov, Z.V. Pchelkina, M.V. Sadovskii. Pis'ma Zh. Eksp. Teor. Fiz. **88**, 621 (2008) [JETP Letters **88**, 543 (2008)].
 8. I.A. Nekrasov, Z.V. Pchelkina, M.V. Sadovskii. Pis'ma Zh. Eksp. Teor. Fiz. **88**, 777 (2008) [JETP Letters **88**, 679 (2008)].
 9. E.Z. Kuchinskii, I.A. Nekrasov, M.V. Sadovskii, Pis'ma Zh. Eksp. Teor. Fiz. **91**, 567 (2010) [JETP Letters, **91**, 518 (2010)].
 10. A. Imre, A. Hellmann, G. Wenski, J. Graf, D. Johrendt und A. Mewisa, Z. Anorg. Allg. Chem. **633**, 2037 (2007).
 11. M. Rotter, M. Tegel, D. Johrendt. Phys. Rev. Lett. **101**, 107006 (2008).

12. O.K. Andersen. Phys. Rev. B **12**, 3060 (1975); O. Gunnarsson, O. Jepsen, O.K. Andersen. Phys. Rev. B **27**, 7144 (1983); O.K. Andersen, O. Jepsen. Phys. Rev. Lett. **53**, 2571 (1984).
13. V. Barzykin, L.P. Gorkov. Pis'ma ZhETF **88**, 142 (2008) [JETP Letters **88**, 131 (2008)].
14. E.Z. Kuchinskii, M.V. Sadovskii. Pis'ma Zh. Eksp. Teor. Fiz. **89**, 176 (2009) [JETP Letters **89**, 543 (2009)].
15. G.E. Volovik, L.P. Gor'kov. Zh. Eksp. Teor. Fiz. **88**, 1412 (1985) [Sov. Phys. JETP **61**, 843 (1985)]; Physica C, doi:10.1016/j.physc.2009.08.005
16. M. Siegrist, K. Ueda. Rev. Mod. Phys. **63**, 239 (1991)
17. E. D. Bauer, F. Ronning, B. L. Scott, and J. D. Thompson, Phys. Rev. B **78**, 172504 (2008).
18. F. Ronning, N. Kurita, E.D. Bauer, B.L. Scott, T. Park, T. Klimczuk, R. Movshovich, J.D. Thompson J. Phys. Condens. Matter, **20**, 342203 (2008).
19. A. Subedi, D.J. Singh, Phys. Rev. B **78**, 132511 (2008).
20. Z. G. Chen, G. Xu, W. Z. Hu, X. D. Zhang, P. Zheng, G. F. Chen, J. L. Luo, Z. Fang, and N. L. Wang, Phys. Rev. B **80**, 094506 (2009).

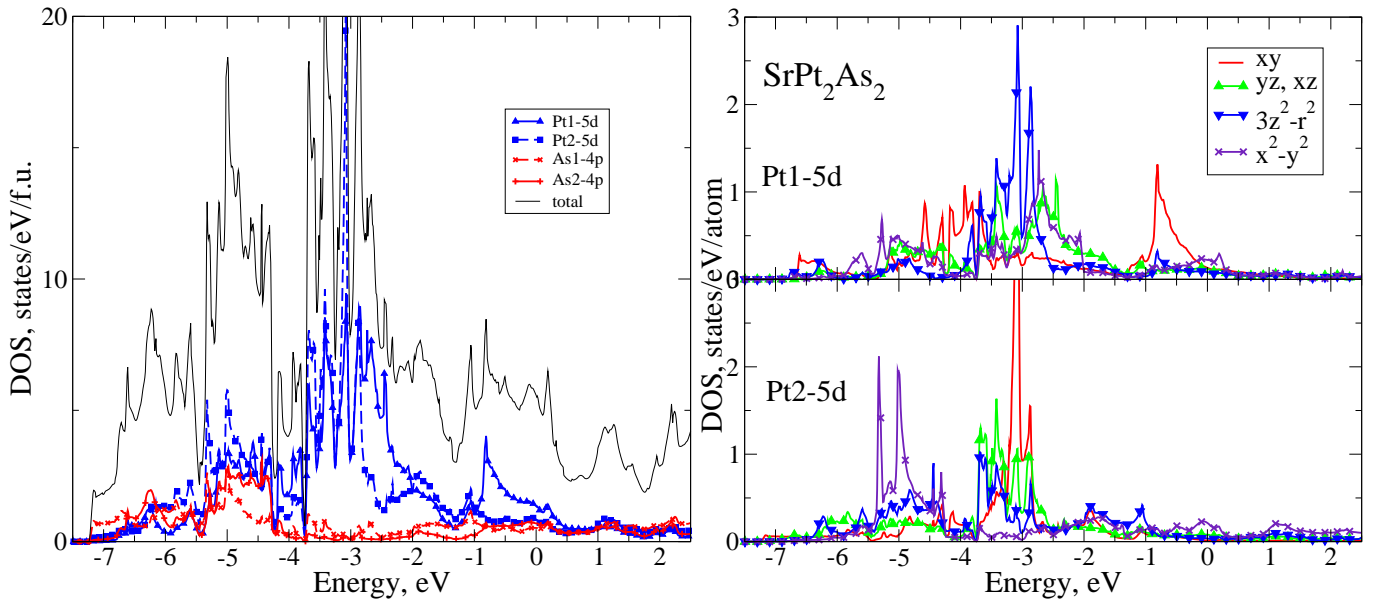


Fig. 3. Upper panel: Densities of states from LDA calculations for SrPt_2As_2 . Solid line – total DOS; solid line with triangles – Pt1-5d DOS; dashed line with squares – Pt2-5d DOS; solid line with crosses – As1-4p DOS; dashed line with pluses As2-4p DOS. Lower panel: DOSes for different orbitals of Pt1 and Pt2 5d shells. The Fermi level energy is zero.

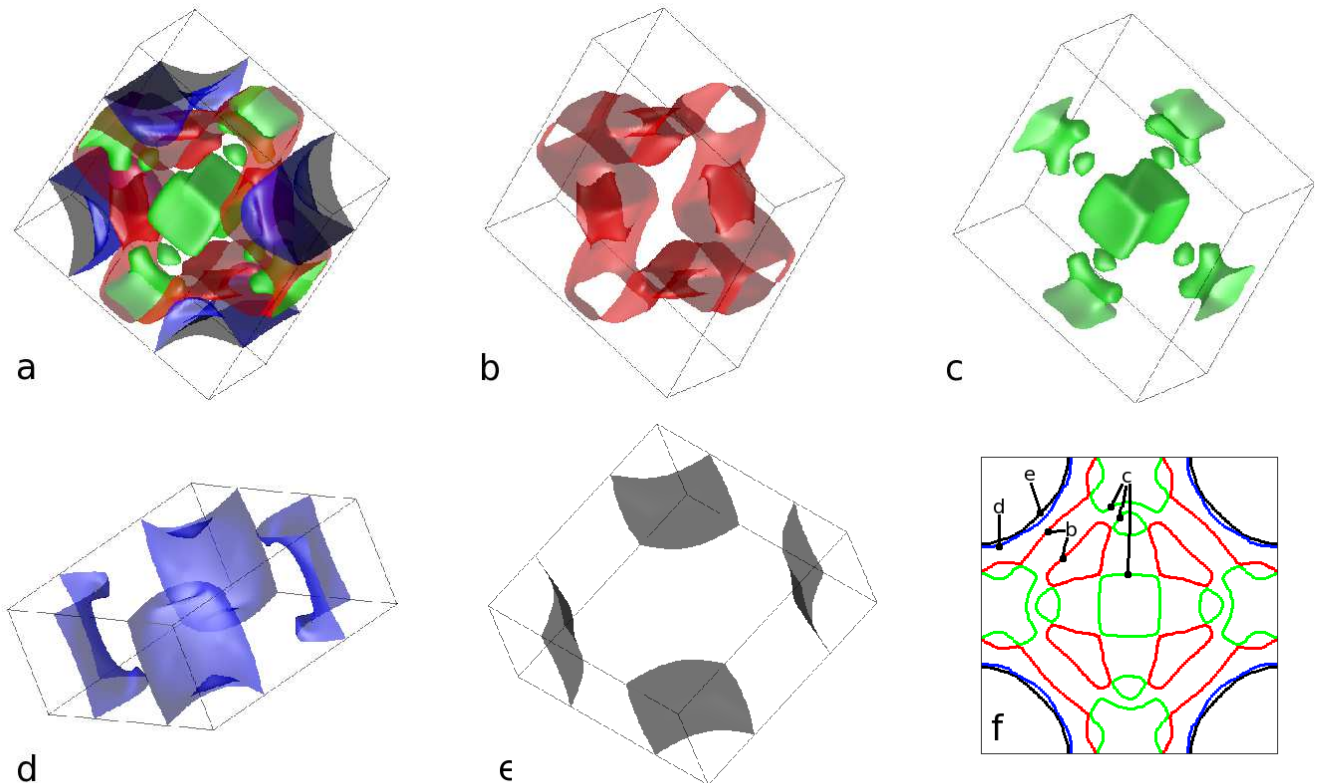


Fig. 4. LDA calculated FS for SrPt_2As_2 . a – all FS sheets together; b,c,d,e – separate view of each of four FS sheets. Among these (b) is electron-like, (c) is hole-like and (d) and (e) are electron-like. f – crosssection of FS at $k_2=0$ with color coding corresponding to Fermi sheets b,c,d and e.