

# Suppression of $T_c$ by Zn impurity in the electron-type $\text{LaFe}_{0.925-y}\text{Co}_{0.075}\text{Zn}_y\text{AsO}$ system

Yuke Li<sup>a</sup>, Jun Tong<sup>a</sup>, Qian Tao<sup>a</sup>, Guanghan Cao<sup>a,b</sup>, Zhuan Xu<sup>a,b,\*</sup>

<sup>a</sup>Department of Physics, Zhejiang University, Hangzhou 310027, P. R. China

<sup>b</sup>State Key Laboratory of Silicon Materials, Zhejiang University, Hangzhou 310027, P. R. China

## Abstract

The effect of non-magnetic Zn impurity on superconductivity in electron-type pnictide superconductor  $\text{LaFe}_{0.925-y}\text{Co}_{0.075}\text{Zn}_y\text{AsO}$  is studied systematically. The optimally doped  $\text{LaFe}_{0.925}\text{Co}_{0.075}\text{AsO}$  without Zn impurity exhibits superconductivity at  $T_c^{\text{mid}}$  of 13.2 K, where  $T_c^{\text{mid}}$  is defined as the mid-point in the resistive transition. In the presence of Zn impurity, the superconducting transition temperature,  $T_c^{\text{mid}}$ , is severely suppressed. The result is consistent with the theoretic prediction on the effect of non-magnetic impurity in the scenario of  $s_{\pm}$  pairing, but it is in sharp contrast to the previous report on the effect of Zn impurity in the F-doped systems. The possible interpretation of the different effects of Zn impurity on superconductivity in different systems is discussed.

**Keywords:** A. Superconductors, D. Defects, D. Superconductivity, D. Transport Properties, D. Magnetic properties

**PACS:** 74.70.Dd, 74.20.Rp, 74.62.Dh

## 1. Introduction

Great progresses have been made since the discovery of the first FeAs-based pnictide superconductor  $\text{LaFeAsO}_{1-x}\text{F}_x$  (La-1111 system) [1]. Similar to the high-temperature superconducting (SC) cuprates, the parent compounds of the iron pnictides are antiferromagnet[2, 3]. Superconductivity can be induced by various chemical doping methods, which introduces charge carriers and suppresses the antiferromagnetic (AFM) order[1, 4, 5, 6, 7, 8, 9, 10, 11, 12]. It is generally agreed that magnetism could play an important role to high-temperature superconductivity in both cuprates and pnictides. On the other hand, iron-based superconductors also show different behaviors from the cuprates. One of their major differences is the pairing symmetry. It has been well established that the SC pairing in cuprates is of nodal  $d$ -wave symmetry[13, 14]. In pnictides, the pairing symmetry continues to be an important and outstanding issue. The experimental evidences for full SC gaps in FeAs-based superconductors are mainly from the measurements of angle-resolved photoemission spectra (ARPES) [15], Andreev tunnelling spectra[16], and penetration depth[17]. Within the full gap scenario, because of the multi-band Fermi surfaces[18], the relative phases of the SC order parameters in hole or electron pockets can be either positive ( $s$ -wave pairing) or negative ( $s_{\pm}$ -wave pairing)[19, 20, 21, 22, 23, 24], depending on the sign of the inter-Fermi pocket pair scattering amplitude or their Josephson coupling. The  $s_{\pm}$ -wave pairing is appealing with some experimental supports [25]. In addition, there are also evidences for nodal SC gap in FeP-based superconductors[26].

The effect of non-magnetic impurity is dependent on the pairing symmetry and thus it can be used as a powerful probe to detect the pairing symmetry for unconventional superconductors.

Non-magnetic impurity does not cause severe pair-breaking effect in a conventional  $s$ -wave superconductor according to the Anderson's theorem[27]. In the  $d$ -wave superconducting cuprates, even a minimal amount of non-magnetic Zn doping can quench  $T_c$  quickly[28]. In the  $s_{\pm}$ -wave state where the order parameters in hole and electron pockets have opposite signs, theoretical studies[29, 30] have predicted that non-magnetic impurities like Zn can severely suppress the SC transition temperature  $T_c$ , similar to the effect in high- $T_c$  cuprates with  $d$ -wave pairing. Zinc element has a stable  $d^{10}$  configuration in the alloy [31], and can serve as the best non-magnetic impurity for this study. However, there is a seemingly discrepancy between our early data in  $\text{LaFeAsO}_{0.9}\text{F}_{0.1}$ , where  $T_c$  is robust to Zn-impurity[32], and a following report showed a severe suppression of  $T_c$  due to Zn-impurity in the oxygen-deficient  $\text{LaFeAsO}_{1-\delta}$  samples[33]. Further studies found that the effect of Zn impurity on  $T_c$  is strongly dependent on the charge doping level, i.e.,  $T_c$  increases with Zn content in the under-doped regime, remains unchanged in the optimally doped regime, and is severely suppressed in the over-doped regime in the  $\text{LaFe}_{1-y}\text{Zn}_y\text{AsO}_{1-x}\text{F}_x$  system[36]. This finding reconciles the contradiction in the previous reports of Zn impurity effect and strongly suggests that a switch of pairing symmetry from an impurity-insensitive state to an impurity-sensitive state is possible.

In this paper, we study the effect of Zn impurity on superconductivity in an optimally Co-doped  $\text{LaFe}_{0.925-y}\text{Co}_{0.075}\text{Zn}_y\text{AsO}$  system. We found that  $T_c$  is severely suppressed with addition of Zn impurity although the system is in the optimally doped regime. This result is in contrast to the effect of Zn impurity in optimally F-doped La-1111 system[32]. The possible interpretations regarding to the SC pairing state are discussed.

\*Corresponding author.

Email address: zhuan@zju.edu.cn (Zhuan Xu)

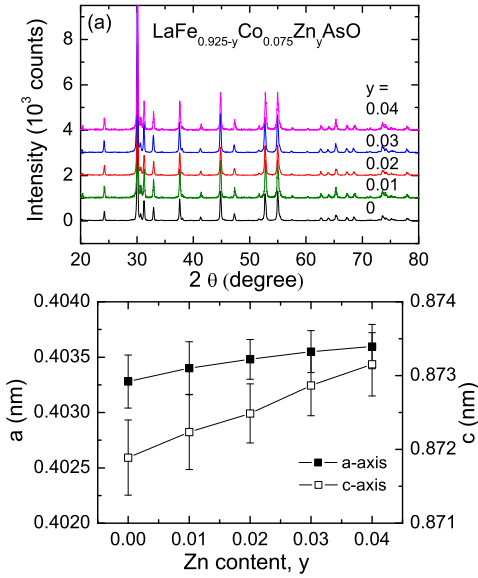


Figure 1: (a) Powder X-ray diffraction patterns of  $\text{LaFe}_{0.925-y}\text{Co}_{0.075}\text{Zn}_y\text{AsO}$  samples. (b) Variations of lattice parameters as a function of Zn content.

## 2. Experimental

Polycrystalline samples of  $\text{LaFe}_{0.925-y}\text{Co}_{0.075}\text{Zn}_y\text{AsO}$  ( $y = 0, 0.01, 0.02, 0.03, 0.04$ ) were synthesized by solid state reaction method. Details on the sample preparation can be found in the previous report[32]. The phase purity of the samples was investigated by powder X-ray diffraction (XRD) using a D/Max-rA diffractometer with  $\text{Cu-K}\alpha$  radiation and a graphite monochromator. Lattice parameters were calculated by a least-squares fit using at least 20 XRD peaks.

The electrical resistivity was measured on bar-shaped samples using a standard four-probe method. The measurements of resistance and Hall effect were performed on a Quantum Design Physical Property Measurement System (PPMS-9). DC magnetization were measured on a Quantum Design Magnetic Property Measurement System (MPMS-5).

## 3. Results and Discussion

Figure 1(a) shows the XRD patterns of the  $\text{LaFe}_{0.925-y}\text{Co}_{0.075}\text{Zn}_y\text{AsO}$  samples, and Figure 1(b) shows the variations of lattice constants with Zn content. All the XRD peaks can be well indexed with the tetragonal  $\text{ZrCuSiAs}$ -type structure, indicating that all the samples are single phase without foreign phases. Both the  $a$ -axis and  $c$ -axis increase slightly with the Zn content, consistent with the fact that the lattice constants of  $\text{LaZnAsO}$  are larger than those of  $\text{LaFeAsO}$ [34]. These results indicate that Zn has successfully substituted partial Fe ions in the lattice.

Figure 2 shows the temperature dependence of resistivity for the  $\text{LaFe}_{0.925-y}\text{Co}_{0.075}\text{Zn}_y\text{AsO}$  samples. The resistivity around the SC transition is enlarged as shown in the Figure

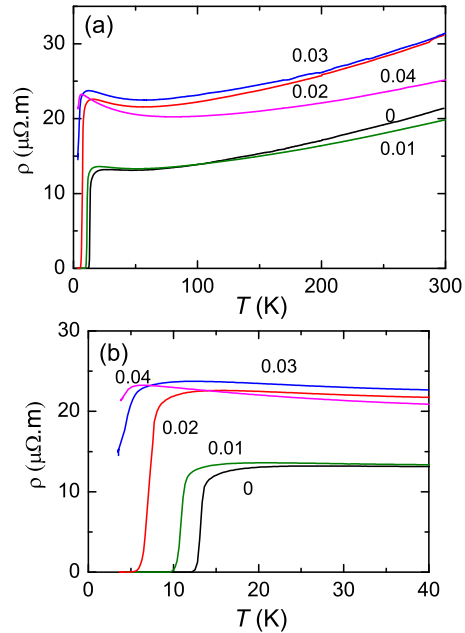


Figure 2: (a) Temperature dependence of resistivity ( $\rho$ ) for  $\text{LaFe}_{0.925-y}\text{Co}_{0.075}\text{Zn}_y\text{AsO}$  samples. (b) Enlarged plots of  $\rho$  versus  $T$  around the transition temperature.

2(b). According to our previous study, the  $\text{LaFe}_{0.925}\text{Co}_{0.075}\text{AsO}$  sample without Zn doping is optimally doped electron-type superconductor[10]. The SC transition temperature  $T_c^{\text{mid}}$  (defined as the midpoint in the resistive transition) is 13.2 K. With the presence of Zn impurity,  $T_c^{\text{mid}}$  is suppressed quickly. Meanwhile the normal state resistivity increases with Zn doping, and there is an obvious upturn at low temperatures just above  $T_c$ . 4% substitution of Fe by Zn has already quenched superconductivity ( $T_c$  at least below 2 K). Recall that superconductivity is found to be robust to the Zn impurity in the optimally F-doped electron-type  $\text{LaFeAsO}$  system, and also in the optimally K-doped hole-type  $(\text{Ba},\text{K})\text{Fe}_2\text{As}_2$ , this result is quite surprising and suggests a crucial difference in the Co-doped pnictides where the chemical doping occurs directly in the conducting FeAs layers.

Figure 3 shows the temperature dependence of d.c. magnetic susceptibility measured under  $H$  of 10 Oe. Without Zn doping, the 7.5% Co doping makes the system into optimally-doping state with a maximum  $T_c^{\text{mid}}$  of 13.2 K. The sharp transition in the magnetic susceptibility below  $T_c$  suggests bulk superconductivity and high homogeneity, consistent with the previous report[10]. Actually the volume fraction of superconducting magnetic shielding even exceeds 100 % for this samples. The demagnetizing factor  $N$  has not been taken into account, thus the volume fraction could be much over-estimated. With addition of Zn impurity, the transition in magnetic susceptibility moves to lower temperatures, consistent with the resistivity data. Meanwhile, the volume fraction of superconducting magnetic shielding becomes smaller.

Figure 4 shows temperature dependence of Hall coefficient  $R_H$  for  $\text{LaFe}_{0.925-y}\text{Co}_{0.075}\text{Zn}_y\text{AsO}$  samples. For the optimally doped samples without Zn impurity,  $R_H$  shows a sharp transition when it enters into superconducting state. There is a large negative peak just below  $T_c^{mid}$ , and then  $R_H$  goes to zero with further decreasing temperature. Such a negative peak in  $R_H$  below  $T_c$  is often observed in high-quality high- $T_c$  cuprates and it is ascribed to the contribution from the motion of vortices[35]. The presence of Zn impurity diminishes this peak. Meanwhile, the high-temperature  $R_H$  remains almost unchanged with Zn doping, indicating that Zn doping does not change the charge carrier density. This is consistent with the band calculation result which predicts that energy level of Zn  $3d$  electrons are deep below the Fermi level[31]. Unlike Co doping, Zn doping does not induce extra mobile electrons into the conducting FeAs layers.

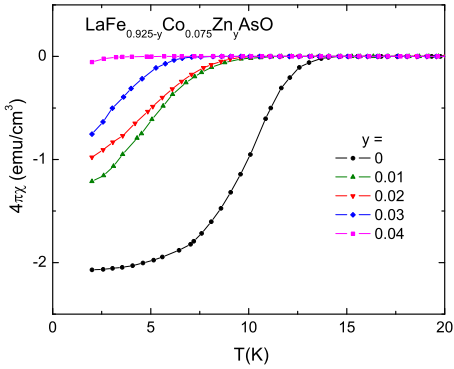


Figure 3: Temperature dependence of magnetic susceptibility of  $\text{LaFe}_{0.925-y}\text{Co}_{0.075}\text{Zn}_y\text{AsO}$  samples measured under  $H$  of 10 Oe. The data were taken under the zero-field cooling (ZFC) protocol.

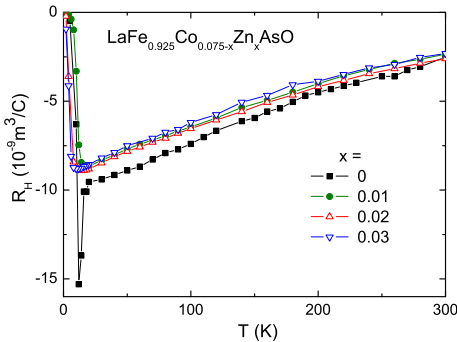


Figure 4: Temperature dependence of Hall coefficient,  $R_H$ , of the  $\text{LaFe}_{0.925-y}\text{Co}_{0.075}\text{Zn}_y\text{AsO}$  samples measured under  $H$  of 50000 Oe.

We plot  $T_c$  versus Zn content ( $y$ ) of  $\text{LaFe}_{0.925-y}\text{Co}_{0.075}\text{Zn}_y\text{AsO}$  and  $T_c$  versus Co content ( $x$ ) of  $\text{LaFe}_{1-x}\text{Co}_x\text{AsO}$  in Figure 5 to compare the effect of Zn impurity with that of Co doping. The data of  $T_c$  with  $x$  of

$\text{LaFe}_{1-x}\text{Co}_x\text{AsO}$  are taken from our previous report[10]. As we pointed out hereinbefore, the maximum  $T_c$  is reached at the optimally doping level  $x = 0.075$  for this Co-doped electron-type La-1111 superconductor. When Co content is greater than 0.075,  $T_c$  decreases gradually with a rate  $(dT_c/dx)$  of about -1.0 K per 1% of Co doping due to over-doping of charge carriers. However, it is obvious that the decreasing rate of  $T_c$  with  $y$  (Zn content) is much larger, about -3.0 K per 1% of Zn impurity, implied that there is fundamentally different mechanism of Zn doping. The result also supports our conclusion that the Zn doping does not induce extra mobile electrons to the conducting FeAs layers, whereas Co doping does. Actually the resistivity value increases quickly with increasing Zn content, and the upturn in resistivity at low temperature also becomes more obvious, implying that the Zn impurity is a very effective impurity scattering center and it causes severe SC pairing breaking effect in the Co-doped electron-type La-1111 systems. This finding is in sharp contrast to the previous report on the effect of Zn impurity in the optimally F-doped La-1111 system where  $T_c$  is robust to the Zn impurity[32]. Nevertheless, a severe suppression of  $T_c$  by Zn impurity is indeed observed in over-doped La-1111 systems [33, 36]. In previous study, a switch of pairing state from impurity-insensitive state (such as usual  $s$ -wave) to impurity-sensitive state (such as  $d$ -wave or  $s_{\pm}$ -wave) has been proposed when the F doping level is increased. In the Co-doped electron-type systems, the pairing state could become impurity-sensitive (e.g.,  $d$ -wave or  $s_{\pm}$ -wave) even in the optimally doped level. Such a change in pairing state with different chemical doping (especially on different lattice site) strongly suggests that the even a very subtle change in the electronic structure could result in a different pairing state, i.e. the pairing state could be dependent on the chemical doping. This proposal is also supported by the previous reports on the measurements of SC gap. A nodal gap has been observed for the P-doped  $\text{BaFe}_2\text{As}_2$  system[37] and also in over-doped  $\text{KFe}_2\text{As}_2$  system[38] while full gaps have been observed in the optimally doped  $\text{BaFe}_2\text{As}_2$  system[15]. Furthermore, we should also point out another possibility that the nature of Co doping could be disturbed by Zn impurity since both are substituted on the FeAs layer. Furthermore studies are required to clarify the different mechanisms of chemical doping.

#### 4. Conclusion

In summary, we find a severe suppression of superconductivity by non-magnetic Zn impurity in the Co-doped electron-type La 1111 system  $\text{LaFe}_{0.925-y}\text{Co}_{0.075}\text{Zn}_y\text{AsO}$ . This finding is in contrast to the previous studies of Zn impurity effect in optimally F-doped system, although it is consistent with the theoretic prediction on the effect of non-magnetic impurity in the scenario of  $s_{\pm}$  pairing. These results on the effects of Zn impurity strongly suggest that the pairing state could be different in the systems with different chemical doping. The difference in the electronic structure due to different chemical doping should be taken into account by the theoretical models.

We gratefully acknowledge the support from National Science Foundation of China (Grant Nos 10634030 and

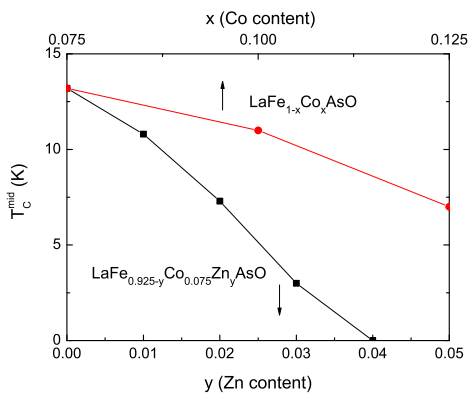


Figure 5: Variation of  $T_c^{mid}$  with Zn content for the  $\text{LaFe}_{0.925-y}\text{Co}_{0.075}\text{Zn}_y\text{AsO}$  system. The  $T_c^{mid}$  versus Co content in the over-doped regime of the  $\text{LaFe}_{1-x}\text{Co}_x\text{AsO}$  system is also shown for comparison. The  $T_c^{mid}$  data for the  $\text{LaFe}_{1-x}\text{Co}_x\text{AsO}$  system are taken from Ref.[10].

10931160425), and the National Basic Research Program of China (Grant Nos 2007CB925001 and 2011CB605903).

## References

- [1] Y. Kamihara, T. Watanabe, M. Hirano, H. Hosono, J. Am. Chem. Soc. **130**, (2008) 3296
- [2] C. de la Cruz, Q. Huang, J. W. Lynn, J. Y. Li, I. W. Ratcliff, J. L. Zarestky, H. A. Mook, G. F. Chen, J. L. Luo, N. L. Wang, and P. C. Dai, Nature **453**, (2008) 899
- [3] Q. Huang, Y. Qiu, W. Bao, J. W. Lynn, M. A. Green, Y. Chen, T. Wu, G. Wu, and X. H. Chen, Phys. Rev. Lett. **101**, (2008) 257003
- [4] X. H. Chen, T. Wu, G. Wu, R. H. Liu, H. Chen, and D. F. Fang, Nature **453**, (2008) 761
- [5] G. F. Chen, Z. Li, D. Wu, G. Li, W. Hu, J. Dong, P. Zheng, J. L. Luo, and N. L. Wang, Phys. Rev. Lett. **100**, (2008) 247002
- [6] Z. Ren, G. Che, X. Dong, J. Yang, W. Lu, W. Yi, X. Shen, Z. Li, L. Sun, F. Zhou, and Z. Zhao, Europhys. Lett. **83**, (2008) 17002
- [7] H. H. Wen, G. Mu, L. Fang, H. Yang, and X. Zhu, Europhys. Lett. **82**, (2008) 17009
- [8] C. Wang, L. Li, S. Chi, Z. Zhu, Z. Ren, Y. Li, Y. Wang, X. Lin, Y. Luo, X. Xu, G. Cao, and Z. Xu, Europhys. Lett. **83**, (2008) 67006
- [9] A. S. Sefat, A. Huq, M. A. McGuire, R. Y. Jin, B. C. Sales, D. Mandrus, L. M. D. Cranswick, P. W. Stephens, and K. H. Stone, Phys. Rev. B **78**, (2008) 104505
- [10] C. Wang, Y. K. Li, Z. W. Zhu, S. Jiang, X. Lin, Y. K. Luo, S. Chi, L. J. Li, Z. Ren, M. He, H. Chen, Y. T. Wang, Q. Tao, G. H. Cao, and Z. A. Xu, Phys. Rev. B **79**, (2009) 054521
- [11] L. J. Li, Y. K. Luo, Q. B. Wang, H. Chen, Z. Ren, Q. Tao, Y. K. Li, X. Lin, M. He, Z. W. Zhu, G. H. Cao, and Z. A. Xu, New J. Phys. **11**, (2009) 025008
- [12] Z. Ren, Q. Tao, S. Jiang, C. Feng, C. Wang, J. Dai, G. Cao, and Z.-A. Xu, Phys. Rev. Lett. **102**, (2009) 137002
- [13] C. C. Tsuei, J. R. Kirtley, C. C. Chi, Phys. Rev. Lett. **73**, (1994) 593
- [14] D. A. Wollman, D. J. Van Harlingen, W. C. Lee, D. M. Ginsberg, and A. J. Leggett, Phys. Rev. Lett. **71**, (1993) 2134
- [15] H. Ding, P. Richard, K. Nakayama, K. Sugawara, T. Arakane, Y. Sekiba, A. Takayama, S. Souma, T. Sato, T. Takahashi, Z. Wang, X. Dai, Z. Fang, G. F. Chen, J. L. Luo, and N. L. Wang, Europhys. Lett. **83**, (2008) 47001
- [16] T. Y. Chen, Z. Tesanovic, R. H. Liu, X. H. Chen, and C. L. Chien, Nature (London) **453**, (2008) 1224
- [17] L. Malone, J. D. Fletcher, A. Serafin, A. Carrington, N. D. Zhigadlo, Z. Bukowski, S. Katrych, J. Karpinski, Phys. Rev. B **79**, (2009) 140501(R)
- [18] D. J. Singh and M. H. Du, Phys. Rev. Lett. **100**, (2008) 237003
- [19] I. I. Mazin, D. J. Singh, M. D. Johannes, and M. H. Du, Phys. Rev. Lett. **101**, (2008) 057003
- [20] K. Kuroki, S. Onari, R. Arita, H. Usui, Y. Tanaka, H. Kontani, and H. Aoki, Phys. Rev. Lett. **101**, (2008) 087004
- [21] K. Seo, B. A. Bernevig, J. Hu, Phys. Rev. Lett. **101**, (2008) 206404
- [22] V. Cvetkovic, Z. Tesanovic, Europhys. Lett. **85**, (2009) 37002
- [23] F. Wang, H. Zhai, Y. Ran, A. Vishwanath, and D. H. Lee, Phys. Rev. Lett. **102**, (2009) 047005
- [24] W. Q. Chen, K. Y. Yang, Y. Zhou, and F. C. Zhang, Phys. Rev. Lett. **102**, (2009) 047006
- [25] C. T. Chen, C. C. Tsuei, M. B. Ketchen, Z. A. Ren, and Z. X. Zhao, Nature Physics **6**, (2010) 260
- [26] C. W. Hicks, T. M. Lippman, M. E. Huber, J. G. Analytis, J. H. Chu, A. S. Erickson, I. R. Fisher, and K. A. Moler, Phys. Rev. Lett. **103**, (2009) 127003
- [27] P. W. Anderson, J. Phys. Chem. Solids **11**, (1959) 26
- [28] G. Xiao, M. Z. Cieplak, A. Gavrin, F. H. Streita, A. Bakhshai, and C. L. Chien, Phys. Rev. Lett. **60**, (1988) 1446
- [29] Y. Bang, H. Choi, and H. Won, Phys. Rev. B **79**, (2009) 054529
- [30] S. Onari, and H. Kontani, Phys. Rev. Lett. **103**, (2009) 177001
- [31] L. J. Zhang, and D. J. Singh, Phys. Rev. B **80**, (2009) 214530
- [32] Y. K. Li, X. Lin, Q. Tao, C. Wang, T. Zhou, L. J. Li, Q. B. Wang, M. He, G. H. Cao, and Z. A. Xu, New J. Phys. **11**, (2009) 053008
- [33] Y. F. Guo, Y. G. Shi, S. Yu, A. A. Belik, Y. Matsushita, M. Tanaka, Y. Katsuya, K. Kobayashi, I. Nowik, I. Felner, V. P. S. Awana, K. Yamaura, and E. T. Muromachi, (2009) arXiv: 0911.2975.
- [34] A. T. Nientiedt and W. Jeitschko, Inorg. Chem. **37**, (1998) 386
- [35] J. M. Harris, N. P. Ong, P. Matl, R. Gagnon, L. Taillefer, T. Kimura, and K. Kitazawa, Phys. Rev. B **51**, (1995) 12053
- [36] Y. K. Li, J. Tong, Q. Tao, C. M. Feng, G. H. Cao, W. Q. Chen, F. C. Zhang, and Z. A. Xu, New J. Phys. **12**, (2010) 083008
- [37] Y. Nakai, T. Iye, S. Kitagawa, K. Ishida, S. Kasahara, T. Shibauchi, Y. Matsuda, and T. Terashima, Phys. Rev. B **81**, (2010) 020503(R)
- [38] J. K. Dong, S. Y. Zhou, T. Y. Guan, H. Zhang, Y. F. Dai, X. Qiu, X. F. Wang, Y. He, X. H. Chen, and S. Y. Li, Phys. Rev. Lett. **104**, (2010) 087005