

Hadron electric polarizability – finite volume corrections

Andrei Alexandru*

George Washington University

E-mail: aalexan@gwu.edu

Frank Lee

George Washington University

E-mail: fxlee@gwu.edu

We use the background field method to extract the polarizability for the neutral “pion”. In our previous study we found that the polarizability for this system is negative which is believed to be a finite volume artifact. To address this issue, we carry out simulations for different lattice sizes and we also look at the influence of the boundary conditions on these results. We find that for pion masses lower than 400MeV the polarizability remains negative even on larger lattices. An infinite volume extrapolation is attempted, but the results are not conclusive due mainly to a lack of an analytical form for the finite volume corrections for this system.

The XXVIII International Symposium on Lattice Field Theory

June 14-19, 2010

Villasimius, Sardinia Italy

*Speaker.

1. Background and motivation

In the presence of an electromagnetic field, hadron’s charge distribution gets distorted and its energy changes. Typical e-m fields induce small changes in the shape of hadrons and the energy shift is well parametrized by the leading order terms:

$$\Delta E = -\vec{p} \cdot \vec{E} - \vec{\mu} \cdot \vec{B} - \frac{1}{2}(\alpha E^2 + \beta B^2) + \dots \quad (1.1)$$

For hadrons, the electric polarizability vanishes, and the energy shift is proportional, at leading order, with E^2 . The constant of proportionality is related to the electric polarizability, α , which is measured in Compton scattering experiments. This quantity measures the strength of the electric dipole induced by small electric fields.

On the lattice, the most common technique to compute electric (magnetic) polarizability is the background field method: a static electric (magnetic) field is introduced by minimally coupling it to the quarks’ charges and the hadron mass shift induced by the field is measured. Using Eq. 1.1 this energy shift is then used to compute the relevant polarizability. For electric polarizability, Eq. 1.1 needs to be modified to account for the fact that the lattice calculations are performed using Euclidean formulation [1]. The background field method has been used to compute the electric polarizabilities of neutral hadrons [2], baryon magnetic moments [3] and polarizabilities [4] and electric polarizabilities for charged hadrons [5]. Most of these calculations were carried out using rather heavy quarks. Since electric and magnetic polarizabilities are expected to change quite dramatically as we approach the chiral limit, it is imperative to study the dependence on the quark mass of these observables. Our first study towards this goal [6] showed that the dynamical and quench simulations produce rather similar result for pion masses as low as 400 MeV, and that the electric polarizability of the neutron starts raising significantly when $m_\pi < 400$ MeV.

Another interesting result of our previous study is that the “connected” part of the neutral pion polarizability becomes more and more negative as the pion mass is lowered below 500 MeV (see Fig. 1). This has also been observed in calculations that employed dynamical configurations [5]. This is an interesting feature, not only because negative electric polarizabilities are impossible to accommodate in a non-relativistic framework, but also because the expectation from chiral effective field theory is that the “connected” polarizability should be small and positive. The discrepancy is suspected to be due to finite volume corrections which are expected to be large for these observables [8].

To address this problem we decided to investigate the finite volume corrections to the polarizability. We will focus here on the “connected” part of the polarizability for the neutral pion. We will first discuss why the polarizability has rather large finite volume corrections and the advantages and disadvantages of using different boundary conditions. We will then present the parameters used in our simulations and our results.

2. Background field method and boundary conditions

The static electric field is introduced via minimal coupling:

$$D_\mu = \partial_\mu - igG_\mu - iqA_\mu, \quad (2.1)$$

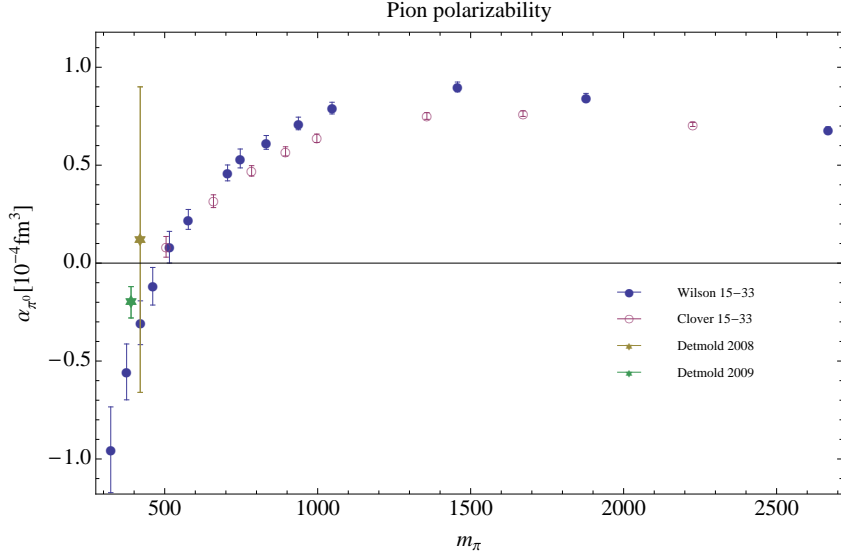


Figure 1: Pion polarizability: the blue points are result calculated using Wilson fermions, the empty point are clover results and the stars are the results from [7, 5].

where G_μ is the color field and A_μ the electromagnetic field. On the lattice this amounts to a multiplicative factor for the links. This factor can be either real or complex provided that the connection between the mass shift and polarizability is modified accordingly [1]. In this study we introduce the electric field using a complex phase, i.e. $U_\mu \rightarrow e^{-iqaA_\mu}U_\mu$. To introduce a constant electric field in the x -direction we can choose $A_x = Et$ (the other components are set to zero) or $A_t = -Ex$. In this case the mass shift is $\Delta m = +\frac{1}{2}\alpha E^2$.

In order to create an uniform electric field, we have to carefully adjust the phase factor at lattice boundaries. Both choices listed above will create a constant electric field at the interior points of the lattice. However, the choice $A_x = Et$ will have a discontinuity at $t = N_t - 1$ and the other choice will have a discontinuity at the spatial boundary $x = N_x - 1$. When using imaginary complex phase, it is possible to adjust the value of the electric field such that the discontinuity disappears. However, these values are quite large for the typical lattice sizes used in current studies. Moreover, this is only possible for imaginary electric fields and it isn't clear that the results produced by such simulations can be analytically continued to real values of the field.

In this study we will introduce the electric field using $A_x = Et$. This has a discontinuity at $t = N_t - 1$ and we will use Dirichlet boundary conditions in time to restrict quark propagation through the singularity. Even with this choice, when using periodic boundary conditions in the spatial directions, in particular in the x -direction, there is an issue with regard to the origin of time [9]: in a infinite volume the potentials $A_x = E(t - t_0)$ lead to the same physical system, irrespective of the value of t_0 . Indeed, there is a gauge transformation that connects these potentials. This is no longer true for a finite box with periodic boundary conditions. This can be easily seen if you consider the Polyakov loops wrapping around the x -direction: the electric Polyakov loop for a given time-slice has different values for different choice of t_0 and thus the two choices cannot be connected by a gauge transformation. Two different choices of t_0 differ by a constant shift in the potential.

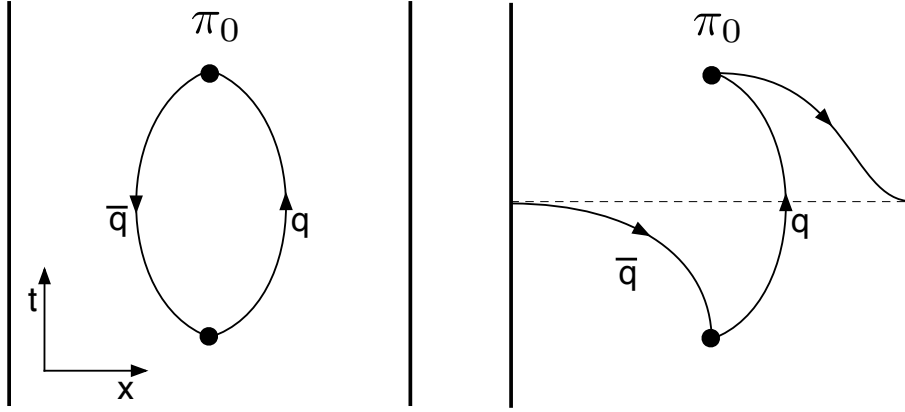


Figure 2: Neutral pion contributions: the left panel indicates the t_0 invariant contributions and the right panel shows t_0 non-invariant contributions present when using periodic boundary conditions.

When this constant potential is introduced in the absence of an electric field, it can be expressed as a constant rotation for each link exactly as in the case of twisted boundary conditions [10] and we can think of the pion as a zero momentum combination of two quark/anti-quark fluxes running along the x -axis in opposite directions; the momentum of each flux is proportional to $1/L_x$. It is thus possible that a change in t_0 could lead to a correction in the polarizability that vanishes with some power of L_x as the box size is increased.

The t_0 dependence of the correlation function comes from the paths that wrap around the lattice in the x -direction (see Fig. 2). To remove this contributions we impose Dirichlet boundary conditions in the x -direction. Together with Dirichlet boundary conditions in time, this makes the correlation functions for the neutral particles completely gauge invariant even on a finite lattice. The change in the origin of time (or the origin of space, x_0 , if $A_t = -E(x - x_0)$ potential is used) is now expressible as a gauge transformation and the correlation functions are independent of the choice of origin. On the other hand, Dirichlet boundary conditions in space will force the quarks to acquire a non-zero momentum of the order of π/L_x . This, in turn, can lead to finite volume effects of the polarizability which will vanish only with some power of $1/L_x$ as we approach the continuum limit.

Finally, we want to comment on the expectations regarding the “connected” contributions to the neutral pion. The neutral pion interpolating field, $\pi_0 = (\bar{u}\gamma_5 u - \bar{d}\gamma_5 d)/\sqrt{2}$, gives rise to a correlation function that has both connected and disconnected contributions. In the isospin limit the disconnected contributions vanish. However, the presence of the electric field breaks the isospin symmetry and the disconnected diagrams need to be included. Evaluating these diagrams is time consuming and most polarizability studies disregard their contribution. The “connected” polarizability is then evaluated using only the connected part of the correlation function. To better understand the behavior of the “connected” polarizability, it is important to realize that the correlation function corresponds to an interpolating field of the form $\pi_0^{(c)} = \bar{u}\gamma_5 u'$, where u and u' are two distinct flavors of quarks that have the same charge. For such a theory, the “pions” are all uncharged and a chiral perturbation theory (χ PT) would predict that the electric field, to leading order, has no influence on hadrons. χ PT predictions regard the effect of the electric field on the hadrons’ pion

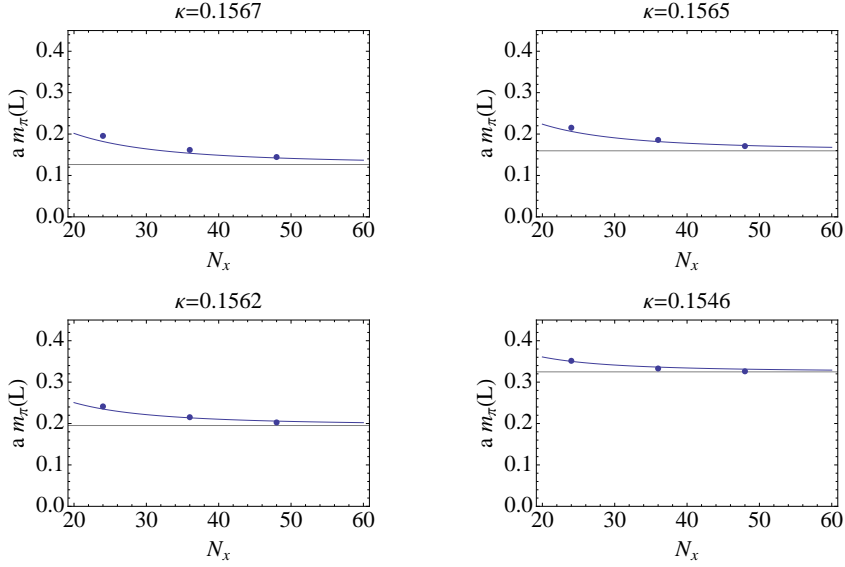


Figure 3: Lowest energy state in the pion channel on lattices with Dirichlet boundary conditions. The continuous curve is the expected energy for a relativistic particle with mass m_π and momentum π/L .

cloud; the contribution measured by the “connected” polarizability is due to the deformation of the pions themselves. This contribution is neglected in χ PT calculations.

3. Numerical results

As noted in the previous section, the finite volume corrections to polarizability are expected to be dominated by powers of $1/L_x$. To gauge these corrections, we generated a set of quenched ensembles with increasing size in the electric field direction: $N_x \times 24^2 \times 48$, with $N_x = 24, 36, 48$. We used a Wilson gauge action with $\beta = 6.0$ which corresponds to a lattice spacing of $a = 0.093$ fm and Wilson fermions since they have less problems with exceptional configurations at small quark masses [6]. We computed the polarizability for 4 values of the quark mass, $\kappa = 0.1567, 0.1565, 0.1562, 0.1546$, that correspond to a pion mass in the range $m_\pi = 270 - 700$ MeV. For these quark masses $m_\pi L = 3.2 - 8$, where $L = 24a$ is the smallest spatial size, so that the finite volume effects, other than the ones discussed in the previous section, should be small. The electric field, in dimensionless units $\eta = a^2 |q_d| E = a^2 e E / 3 = 5.76 \times 10^{-3}$, is set to the same value as in our previous study [6]. This electric field, while strong when expressed in macroscopic units, was found to be within the range where the mass shift is still dominated by the polarizability term. To extract the mass shift we use a correlated fit where both the zero field and non-zero field pion propagators are used simultaneously to allow us to take into account their cross-correlations [6].

It is worth pointing out here that the energy of the lowest pion state is modified by the presence of the Dirichlet boundary conditions in the x -direction. The reason for this is the fact that the quark fields are forced to vanish at the boundary which adds a non-zero momentum to the quark fields; the energy of the pion is thus shifted. Treating the pion as a point particle confined to a box of size L_x , basic quantum mechanics would predict that $m_\pi(L) = \sqrt{m_\pi^2 + (\pi/L)^2}$. In Fig. 3 we plot the

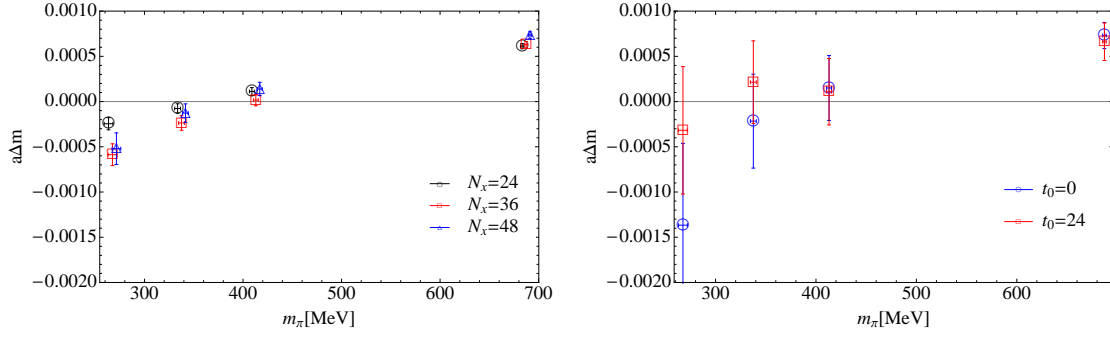


Figure 4: Left: Mass shift induced by the electric field for the Dirichlet boundary conditions case. The data points are displaced in the horizontal direction by ± 4 MeV for better visibility. Right: The same mass shifts measured on $24^3 \times 48$ lattice using periodic boundary conditions.

lowest energy in the pion channel and compare it with the above prediction. The pion mass, m_π , is computed on the $24^3 \times 48$ lattices using periodic boundary conditions.

In the left panel of Fig. 4 we present the mass shift for the pion calculated using Dirichlet boundary conditions for each of the three lattice sizes and in the right panel the results for the mass shift computed using periodic boundary conditions. In the periodic case, we have used $A_x = E(t - t_0)$ with $t_0 = 0$ and $t_0 = 24$. While the results differ for the two choices of the origin of time, they agree within error bars. Moreover, given the rather large error bars for the periodic case, the Dirichlet boundary conditions results are also compatible with them. The size of the error bars in the periodic case is a bit surprising. It can only partly be explained by the difference in statistics: 1000 configurations for the Dirichlet boundary compared to 600 for the periodic case. To draw any definitive conclusions, we need to increase the statistics for the periodic case in order to reduce the size of the error bars.

For pion masses lower than 400 MeV the mass shift becomes negative, as seen in our previous study. The mass shifts vary as we change the lattice size. Focusing on the region where the mass shift is negative, we see that the change is not monotonic. To get a better sense of the trend we need to focus on each mass individually and perform an extrapolation. Unfortunately, none of the analytical calculations predict a functional form for the finite volume corrections of this quantity. As discussed in the previous section, we expect the correction to be power-like in $1/L_x$. In Fig. 5 we show the results of two extrapolation based on linear and quadratic forms for the finite volume corrections. Both forms fit the data reasonably well and we cannot use the quality of the fit to determine which form is more suitable. The linear extrapolation predicts negative polarizabilities even in the infinite volume limit ($L_x \rightarrow \infty$), whereas the quadratic form extrapolates to a positive polarizability. While the linear extrapolation has smaller errors and it agrees well with the results obtained from periodic boundary conditions, the large error bars for the quadratic fit also show reasonable agreement with periodic data.

4. Conclusions and outlook

We have computed the mass shift for the neutral “pion” with both Dirichlet and periodic

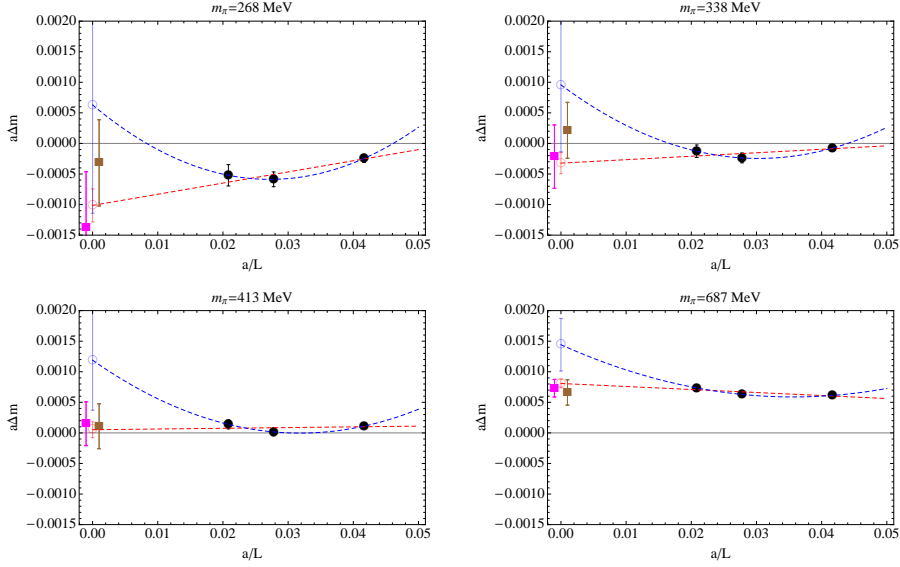


Figure 5: Infinite box extrapolation: the dotted lines represent the linear and quadratic fits, the black points are the Dirichlet results and the red and blue squares are the results for $24^3 \times 48$ boxes with periodic boundary conditions in the spatial directions.

boundary conditions. For Dirichlet case, we have used ensembles with three different lattice sizes and we found that at lower pion masses the polarizability stays negative even on larger lattices. We cannot reliably extrapolate to infinite volume partly because we are lacking an analytical prediction and partly because of the limited quality of our data. We plan to add one more ensemble to this study in order to increase the reliability of our extrapolation.

The mass shifts computed using periodic boundary conditions agree within error bars with the ones computed using Dirichlet boundary conditions. Moreover, we looked at the dependence of these results on the choice of the origin of time and we found that while the mass shift changes, the change is comparable with the error bars. We have to stress that the error bars in the periodic case were significantly larger and some of the conclusions might change when we reduce the errors. We plan to increase the number of configurations in our “periodic” ensemble and carry out simulations on larger lattices to gauge the finite volume effects.

5. Acknowledgements

The authors are supported in part by U.S. Department of Energy under grant DE-FG02-95ER-40907. The computational resources for this project were provided in part by the George Washington University IMPACT initiative.

References

- [1] A. Alexandru and F. X. Lee, PoS **LATTICE2008**, 145 (2008) [arXiv:0810.2833 [hep-lat]].
- [2] J. C. Christensen, W. Wilcox, F. X. Lee and L. m. Zhou, Phys. Rev. D **72**, 034503 (2005) [arXiv:hep-lat/0408024].

- [3] F. X. Lee, R. Kelly, L. Zhou and W. Wilcox, *Phys. Lett. B* **627**, 71 (2005) [arXiv:hep-lat/0509067].
- [4] F. X. Lee, L. Zhou, W. Wilcox and J. C. Christensen, *Phys. Rev. D* **73**, 034503 (2006) [arXiv:hep-lat/0509065].
- [5] W. Detmold, B. C. Tiburzi and A. Walker-Loud, *Phys. Rev. D* **79**, 094505 (2009) [arXiv:0904.1586 [hep-lat]].
- [6] A. Alexandru and F. X. Lee, arXiv:0911.2520 [hep-lat].
- [7] W. Detmold, B. C. Tiburzi and A. Walker-Loud, arXiv:0809.0721 [hep-lat].
- [8] B. C. Tiburzi, *Phys. Lett. B* **674**, 336 (2009) [arXiv:0809.1886 [hep-lat]].
- [9] M. Engelhardt [LHPC Collaboration], *Phys. Rev. D* **76**, 114502 (2007) [arXiv:0706.3919 [hep-lat]].
- [10] P. F. Bedaque, *Phys. Lett. B* **593**, 82 (2004) [arXiv:nucl-th/0402051].