

On radiation-zone dynamos

Günther Rüdiger, Marcus Gellert and Rainer Arlt

Astrophysikalisches Institut Potsdam,
An der Sternwarte 16, D-14482 Potsdam, Germany
email: gruediger@aip.de, mgellert@aip.de, rarlt@aip.de

Abstract. It is shown that the magnetic current-driven ('kink-type') instability produces flow and field patterns with helicity and even with α -effect but only if the magnetic background field possesses non-vanishing current helicity $\bar{\mathbf{B}} \cdot \text{curl} \bar{\mathbf{B}}$ by itself. Fields with positive large-scale current helicity lead to negative small-scale kinetic helicity. The resulting α -effect is positive. These results are very strict for cylindric setups without z -dependence of the background fields. The sign rules also hold for the more complicated cases in spheres where the toroidal fields are the result of the action of differential rotation (induced from fossil poloidal fields) at least for the case that the global rotation is switched off after the onset of the instability.

Keywords. magnetic instability, helicity, radiation zone, dynamo

1. Introduction

Open questions in stellar physics led to the idea that a dynamo operates in the radiative cores of early-type stars (Spruit 2002). Even the helioseismologic observation of rigid rotation of the solar interior shows in this direction. The angular momentum transport by the large-scale magnetic field pattern (fossil field plus toroidal field induced by differential rotation) does *not* lead to a solid-body rotation unless the viscosity of the plasma exceeds the molecular value by a few orders of magnitude (Rüdiger & Kitchatinov 1996, Eggenberger et al. 2005). Other examples are given by the evolution of the fast rotating early-type stars which can only be understood if i) there is a basic transport of angular momentum outwards and ii) the radial mixing of chemicals remains weak (Yoon et al. 2006, Brott et al. 2008). Hence, if a (magnetic-induced) instability existed in the radiative stellar cores then the corresponding Schmidt number $Sc = \nu/D$ must be rather large. We have shown that the kink-type instability (or Tayler instability, TI) of toroidal magnetic fields forms a much-promising candidate for the instability. A Schmidt number larger than ten results as the ratio of the effective viscosity and the diffusion coefficient (Rüdiger et al. 2009).

The unstable modes of the TI are basically nonaxisymmetric driven by the energy of the electrical current which produces the toroidal field. Interestingly enough, there exists even an instability of a toroidal magnetic field which in the fluid is current-free. In this case the energy comes from a differential rotation which itself is stable but which is unstable under the influence of the (current-free) toroidal field. We have called this instability as Azimuthal MagnetoRotational Instability (AMRI) as – like for the standard MRI (with axial fields) – the field itself is current-free and does not exert forces. In opposition to the standard MRI the AMRI is always nonaxisymmetric and it is, therefore, much more interesting for the dynamo theory. For complicated radial profiles of the toroidal field we shall always have a mixture of TI and AMRI. Generally, the latter is more important for fast rotation ($\Omega > \Omega_A$) and v.v. Here the Alfvén frequency Ω_A for the toroidal field is used which derives from the Alfvén velocity $v_A = B_\phi / \sqrt{\mu_0 \rho}$ as the related frequency. Between two cylinders with different radii the toroidal field profile with $B_\phi = AR + B/R$

(R radius) is free of dissipation. The ‘perfect’ AMRI appears for $A = 0$ while the ‘perfect’ TI results for $B = 0$.

One can compute the necessary electrical currents to excite both sorts of instabilities in a columnar Taylor-Couette experiment with gallium as fluid conductor. As we have shown the critical Hartmann numbers for self-excitation of axi- and nonaxisymmetric perturbation modes do not depend on the magnetic Prandtl number of the fluid which is as small as 10^{-3} for stellar plasma and 10^{-5} for liquid sodium (Rüdiger & Schultz 2010).

It is typical for the nonaxisymmetric TI and AMRI that always the two modes with $m = \pm 1$ are excited for the same critical Hartmann number and also – if supercritical – with the same growth rates (Fig. 1). Despite their simultaneous existence they can be excited as singles with different initial conditions. However, if the initial conditions are as neutral as possible with respect to a preferred helicity, in the majority of the cases one of the modes dominates after our experiences.

This behavior may have dramatic consequences with respect to the dynamo theory. Both the modes with $m = \pm 1$ have opposite helicity with the same total amount. The mode with $m = -1$ is identical to the mode with $m = 1$ but in a left-hand system. The helicity of $m = 1$ in the right-hand system equals the helicity of $m = -1$ in the left-hand system. So it is obvious that in one and the same coordinate system the sum of the helicity of $m = -1$ and $m = 1$ is zero. As a consequence the instability of a toroidal field can only develop helicity if by some reasons one of the modes with $m = \pm 1$ dominates the other. There are the two possibilities that i) one mode dominates the other by chance (so as the matter dominates the antimatter) or ii) the existence of a poloidal field prefers one of the modes. We have shown that indeed in stellar radiation zones – if the background field has a positive current helicity $\bar{\mathbf{B}} \cdot \text{curl} \bar{\mathbf{B}}$ – the resulting kinetic helicity $\langle \mathbf{u}' \cdot \text{curl} \mathbf{u}' \rangle$ of the fluctuations is always negative (Gellert et al. 2011). A positive current helicity of the background field results if an axial field and an axial electrical current are parallel. A negative current helicity of the background field results if an axial field and an axial electric current are antiparallel. Hence, the resulting kinetic helicities on the basis of current-driven instabilities have, therefore, opposite signs in opposite hemispheres of the model.

2. Cylindric geometry

We are interested in the stability of a background field $\bar{\mathbf{B}} = (0, B_\phi(R), B_0)$ with $B_0 = \text{const}$, and the flow $\bar{\mathbf{u}} = (0, R\Omega(R), 0)$ in a dissipative conducting fluid rotating between two rigid cylinders. ν is the kinematic viscosity and η is the magnetic diffusivity, their ratio is the magnetic Prandtl number $\text{Pm} = \nu/\eta$. The stationary background rotation law is $\Omega = a + b/R^2$ with a and b as constants. Ω_{in} and Ω_{out} are the rotation rates of the cylinders and B_{in} and B_{out} are the azimuthal magnetic fields there.

One finds for the current helicity of the background field $\bar{\mathbf{B}} \cdot \text{curl} \bar{\mathbf{B}} \simeq AB_0$, which may be either positive or negative (and of course vanishes for the current-free case $A = 0$).

The inner value B_{in} may be normalized with the uniform vertical field, i.e. $\beta = B_{\text{in}}/B_0$. For a profile with $B_{\text{in}} = B_{\text{out}}$ we have $\bar{\mathbf{B}} \cdot \text{curl} \bar{\mathbf{B}} \propto 1/\beta$ for the normalized current helicity of the background field. The sign of β determines the sign of the current helicity. As usual, the toroidal field amplitude is measured by the Hartmann number $\text{Ha} = B_{\text{in}}D/\sqrt{\mu_0 \rho \nu \eta}$ and the global rotation by the Reynolds number $\text{Re} = \Omega_{\text{in}}D^2/\nu$ with $D = R_{\text{out}} - R_{\text{in}}$. The Alfvén frequency is $\Omega_A = B_{\text{in}}/\sqrt{\mu_0 \rho D}$.

The boundary conditions associated with the perturbation equations are no-slip for the flows and perfectly conducting for the fields. For all computations it is $R_{\text{out}} = 2R_{\text{in}}$.

For purely toroidal fields the expected net helicities vanish as two nonaxisymmetric

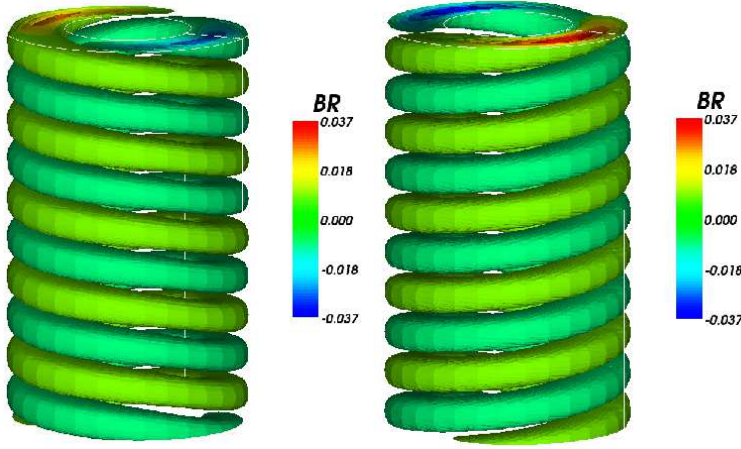


Figure 1. The two modes with opposite helicity values of the same amount which can be excited with different initial conditions. $Re = 0$, $Ha = 200$, $\beta = 0$, $Pm = 1$ (from Gellert et al. 2011).

modes with $m = \pm 1$ exist with identical excitation conditions and the same amount of helicity but of opposite sign (Fig. 1).

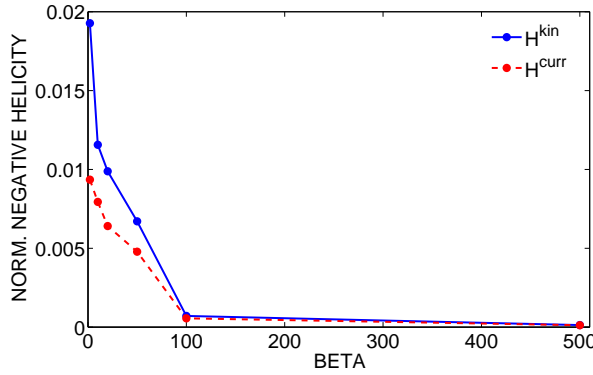


Figure 2. The normalized negative kinetic helicity and the negative current helicity for the nonaxisymmetric perturbations as functions of β . $Re = 200$, $Ha = 100$, $\Omega_{in} = 2\Omega_{out}$, $Pm = 1$.

We now compute both the helicities for helical fields with various pitch values β which is inverse to the current helicity of the large-scale field. The astrophysically relevant case is $\Omega > \Omega_A$ (which is not the classical realization of the Tayler instability). The instability only exists for nonrigid rotation so that we always work with a rotation law $\Omega \propto 1/R$. The radial profile of the toroidal field has been modelled by the above mentioned most simple profile with almost uniform toroidal field. Figure 2 gives the results (in units of $\Omega_A^2 D$). Both the kinetic helicity $\langle \mathbf{u}' \cdot \text{curl} \mathbf{u}' \rangle$ as well as the current helicity $\langle \mathbf{B}' \cdot \text{curl} \mathbf{B}' \rangle$ are negative. They are decreasing functions of β .

We have also calculated the α -effect via the determination of the electromotive force $\langle \mathbf{u}' \times \mathbf{B}' \rangle$ by the fluctuations. According to the rule that the azimuthal α -effect is anti-correlated with the (kinetic) helicity we expect the azimuthal α -effect as positive for $\beta > 0$. This is indeed the case (see Fig. 3, left). One finds positive and negative signs in the container but the positive values dominate so that in the average the azimuthal α -

effect is indeed positive. On the other hand, for negative β we expect positive small-scale kinetic helicity and negative α -effect.

The example presented in Fig. 3 refers to the pitch $\beta = 3$. For higher values, i.e. smaller helicity of the background field, the resulting α -effect becomes smaller and smaller. Figure 3 (right) shows that the dynamo number $C_\alpha = \alpha_{\phi\phi} D/\eta$ runs as $C_\alpha \sim C/\beta$ with C of order 10^{-2} . It is easy to show that this value is too small by two orders of magnitudes to allow the operation of a classical $\alpha\Omega$ -dynamo (Gellert et al. 2011).

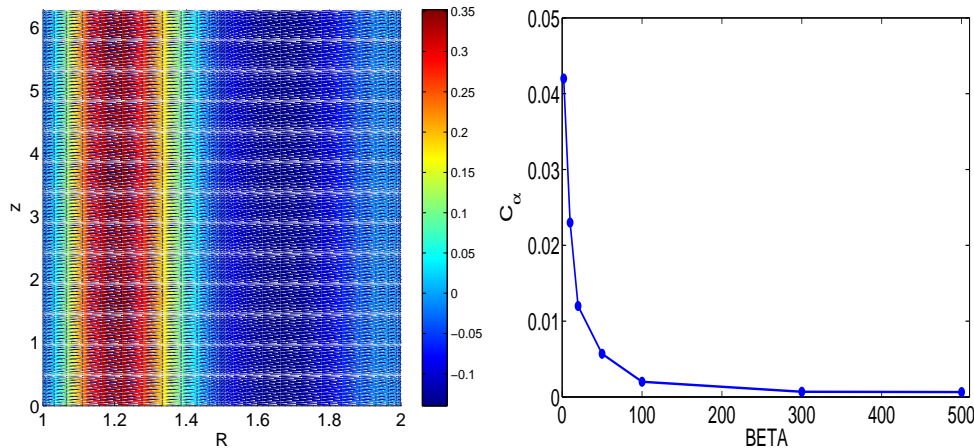


Figure 3. The α -effect for $\Omega > \Omega_A$. Left: $\beta = 3$. Right: The dimensionless dynamo number C_α of the azimuthal α -effect which decays like C/β with $C \simeq 0.05$. $\text{Pm} = 1$.

3. Spherical geometry

We start with the amplification of fossil magnetic fields by shear and the magnetic-field back-reaction. The two-dimensional, non-linear simulations thus start with an initial differential rotation and a purely poloidal magnetic field in a radiative stellar zone. The early phase of the simulation shows a generation and steep amplification of toroidal magnetic field through differential rotation. The generated Lorentz force redistributes the angular momentum. This is why at the same time of field amplification, the differential rotation starts to decrease, and the toroidal-field growth is thus limited.

Figure 4 shows the maximum magnetic field amplitude in the spherical shell as a function of time. The Reynolds number is $\text{Re} = 20\,000$ and the magnetic Prandtl number is $\text{Pm} = 1$. The dotted and dot-dashed lines in Fig. 4 are the results of a linear stability analysis of only the toroidal field. By S1 we refer to a velocity perturbation which is symmetric with respect to the equator and has $m = 1$, A1 is the corresponding antisymmetric perturbation. If at any given time both stability lines are above the solid line, the corresponding snapshot is stable against $m = 1$ perturbations. The stability lines cross the solid one at about $t = 0.0023$ (see Arlt & Rüdiger 2011).

The system is now perturbed in a 3D, nonlinear simulation at a somewhat later time ($t_0 = 0.003$). The perturbation is applied to the magnetic field and has an azimuthal wave number of $m = 1$ (and is symmetric with respect to the equator). The resulting flow is thus antisymmetric and can be compared with the A1-mode in the linear stability diagram in Fig. 4.

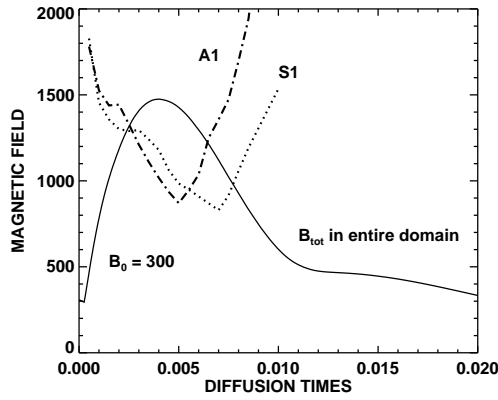


Figure 4. The stability limits of each snapshot of the axisymmetric evolution of a sufficiently strong initial field. The solid line gives the evolution of the toroidal field. The stability limit is given for the nonaxisymmetric perturbation patterns S1 and A1 (from Arlt & Rüdiger 2011).

The spatial distribution of the resulting helicity is shown in Fig. 5. Note the concentration of both the helicities near the inner boundary where the tangent cylinder touches the inner sphere. We conclude that a considerable part of the kinetic helicity in the system is due to the presence of an inner sphere. This is slightly different for the current helicity. A considerable amount of *positive* current helicity is measured in the bulk of the northern hemisphere. The situation is unchanged in runs with perfect conductor boundary conditions at the inner radius. Interestingly, Reshetnyak (2006) with convection simulations also finds negative kinetic helicity along the tangent cylinder. We assume that the negative helicity near the tangent cylinder of the northern hemisphere is an inner-boundary effect, neither related to convective nor Tayler instability turbulence.

Figure 6 summarizes the consequences of a numerical experiment. In the unstable domain of Fig. 4 the instability pattern is calculated without global rotation, i.e. for $Re = 0$. In this case the only existing pseudo-scalar is $\bar{\mathbf{B}} \cdot \text{curl} \bar{\mathbf{B}}$ like in the above theory in cylindrical geometry. The question is whether we can find the same relations between large-scale current helicity (left), kinetic helicity (middle) and α -effect (right). Note first

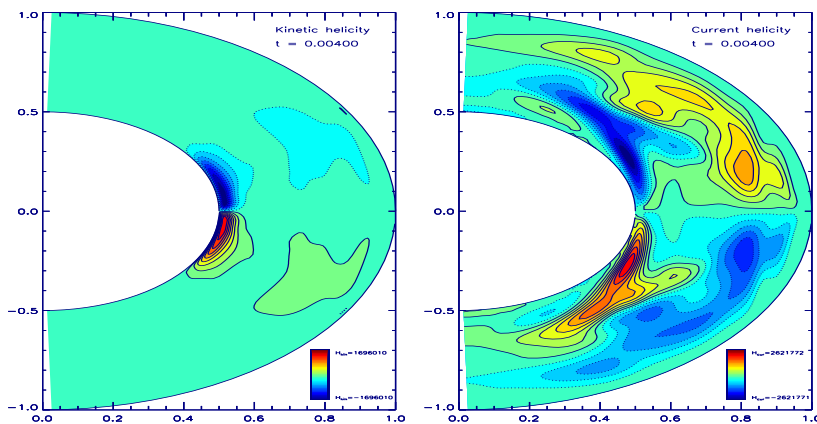


Figure 5. Left: Kinetic helicity, right: Current helicity. Both after averaging over the azimuth. $Re = 20\,000$.

that indeed the dominant role of the tangent cylinder for the kinetic helicity and the α -effect vanishes so that it is obvious that it is a rotation-induced boundary layer effect. In the southern hemisphere the pseudo-scalar $\bar{\mathbf{B}} \cdot \text{curl} \bar{\mathbf{B}}$ is positive while the kinetic helicity is negative (but concentrated to the pole). The corresponding α -effect given in the right panel (and computed also by means of the test-field method) proves to be positive (see Arlt & Rüdiger 2011). As it must, at the northern hemisphere all signs are opposite. Hence, the model fulfills the same sign rules as in the above-discussed cylindric setup.

4. Summary

Unstable toroidal fields alone are not able to produce helicity and α -effect. It has been shown, however, that helicity and α -effect are produced by unstable magnetic large-scale field patterns which themselves possess current helicity $\bar{\mathbf{B}} \cdot \text{curl} \bar{\mathbf{B}}$. This is insofar understandable as helicity and α -effect are both pseudo-scalars which can only be nonvanishing if in the global setup a nonvanishing large-scale pseudo-scalar like $\bar{\mathbf{B}} \cdot \text{curl} \bar{\mathbf{B}}$ exists. We want to stress, however, that the current helicity of the background field is not the only possible pseudo-scalar existing in magnetized stellar radiation zones on which other forms of helicity and α -effect may base.

References

- Arlt, R., & Rüdiger, G. 2011, *MNRAS*, in press
 Brott, I., Hunter, I., Anders, P., & Langer, N. 2008, *AIPC*, 990, 273
 Eggenberger, P., Maeder, A., & Meynet, G. 2005, *A&A*, 440, L9
 Gellert, M., Rüdiger, G., & Hollerbach, R. 2011, *Phys. Rev. E*, in prep.
 Reshetnyak, M.Yu. 2006, *Physics of the Solid Earth*, 42, 449
 Rüdiger, G., & Kitchatinov, L.L. 1996, *ApJ*, 466, 1078
 Rüdiger, G., & Schultz, M. 2010, *Astron. Nachr.*, 331, 121
 Rüdiger, G., Gellert, M., & Schultz, M. 2009, *MNRAS*, 399, 996
 Spruit, H.C. 2002, *A&A*, 381, 923
 Yoon, S.-C., Langer, N., & Norman, C. 2006, *A&A*, 460, 199

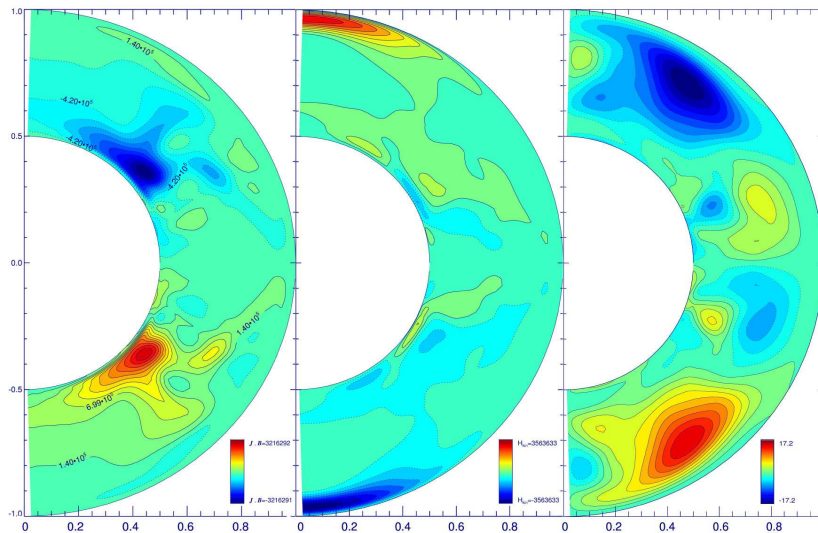


Figure 6. Left: $\bar{\mathbf{B}} \cdot \text{curl} \bar{\mathbf{B}}$. Middle: kinetic helicity $\langle \mathbf{u}' \cdot \text{curl} \mathbf{u}' \rangle$. Right: the azimuthal component of the α -effect. $\text{Re} = 0$.

