

August 15, 2019

Time-integrated measurements of γ at the Tevatron and prospects

PAOLA SQUILLACIOTI (FOR THE CDF COLLABORATION)

Fermi National Accelerator Laboratory

The measurement of CP-violating asymmetries and branching ratios of $B \rightarrow DK$ modes allows a theoretically-clean extraction of the CKM angle γ . We report recent CDF measurements with Cabibbo suppressed ($\pi\pi$, KK) or doubly Cabibbo suppressed ($K^+\pi^-$) D decays. These measurements are performed for the first time in hadron collisions.

PRESENTED AT

6th International Workshop on the CKM Unitarity Triangle
University of Warwick, UK, September 6-10, 2010

arXiv:1012.1781v1 [hep-ex] 8 Dec 2010

1 Introduction

Using $B \rightarrow DK$ decays γ could be extracted by exploiting the interference between the tree amplitudes of the $b \rightarrow c\bar{u}s$ and $b \rightarrow u\bar{c}s$ processes. In Fig. 1 the diagrams of these processes are shown, on the left the $B^- \rightarrow D^0 K^-$ ($b \rightarrow c\bar{u}s$) and on the right the $B^- \rightarrow \bar{D}^0 K^-$ ($b \rightarrow u\bar{c}s$). γ is the relative weak phase between the two diagrams, and in principle can be probed by measuring CP-violating effects in B-decays where the two amplitudes interfere. This can be obtained in several ways, using different choices of D decay channels [1, 2, 3].

The precision of current experimental data [4] is still far from theoretical uncertainties and is statistics-limited, so the current knowledge of γ can be significantly improved by additional experimental measurements.

All mentioned methods for extracting γ from $B \rightarrow DK$ modes require no tagging or time-dependent measurements, and many of them only involve charged particles in the final state. They are therefore particularly well-suited to hadron collider environment, where the large production can be exploited. The use of specialized trigger based on online detection of secondary decay vertexes (SVT trigger [5]) allow the selection of pure B meson samples.

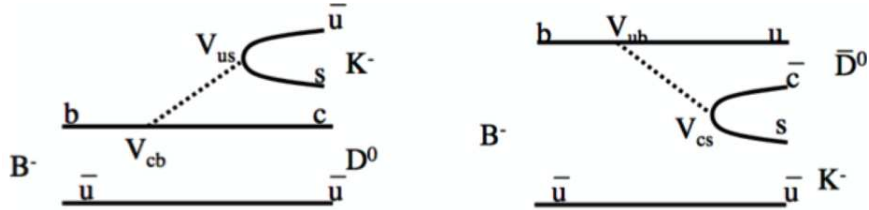


Figure 1: Diagrams contributing to $B \rightarrow DK$ and related modes. The diagram on the left proceeds via V_{cb} transition, while the diagram on the right proceeds via V_{ub} transition and it is color suppressed.

2 Atwood-Dunietz-Soni method

We report the first measurement of branching ratios and CP asymmetries of $B \rightarrow D_{DCS}K$ modes performed in hadron collisions, based on an integrated luminosity of 5 fb^{-1} collected by CDF. Events where the D meson decays to the flavor specific mode $K^-\pi^+$ (D_{CF}) or the doubly Cabibbo suppressed mode $K^+\pi^-$ (D_{DCS}) are reconstructed.

From these modes, the following observables can be defined [2]:

$$R_{ADS} = \frac{\mathcal{B}(B^- \rightarrow [K^+\pi^-]_D K^-) + \mathcal{B}(B^+ \rightarrow [K^-\pi^+]_D K^+)}{\mathcal{B}(B^- \rightarrow [K^-\pi^+]_D K^-) + \mathcal{B}(B^+ \rightarrow [K^+\pi^-]_D K^+)} \quad (1)$$

$$A_{ADS} = \frac{\mathcal{B}(B^- \rightarrow [K^+\pi^-]_D K^-) - \mathcal{B}(B^+ \rightarrow [K^-\pi^+]_D K^+)}{\mathcal{B}(B^- \rightarrow [K^+\pi^-]_D K^-) + \mathcal{B}(B^+ \rightarrow [K^-\pi^+]_D K^+)}. \quad (2)$$

These quantities are related to the CKM angle γ by the equations [2] $R_{ADS} = r_D^2 + r_B^2 + 2r_D r_B \cos \gamma \cos(\delta_B + \delta_D)$ and $A_{ADS} = 2r_B r_D \sin \gamma \sin(\delta_B + \delta_D)/R_{ADS}$, where r_B is the magnitude of the ratio of the amplitudes of the processes $B^- \rightarrow \bar{D}^0 K^-$ and $B^- \rightarrow D^0 K^-$, and δ_B is their relative strong phase; r_D is the magnitude of the ratio of the amplitudes of the processes $D^0 \rightarrow K^-\pi^+$ and $D^0 \rightarrow K^+\pi^-$, and δ_D is their relative strong phase. We measure R_{ADS} and A_{ADS} also for the $B \rightarrow D_{DCS}\pi$ decay mode because also for this mode sizeable asymmetries may be found [4].

The invariant mass distributions of CF and DCS modes, with a nominal pion mass assignment to the track from B , are reported in Fig. 2 where an obvious CF signal is visible, while the DCS signal appears to be buried in the combinatorial background. Due to the smallness of the DCS branching ratio (0.3% of the CF rate), the main issue for this analysis is the suppression of the combinatorial background.

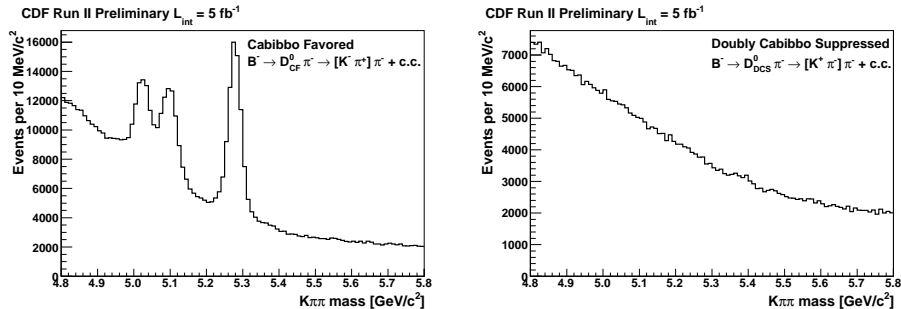


Figure 2: Invariant mass distributions of $B \rightarrow Dh$ candidates for each reconstructed decay mode. The pion mass is assigned to the track from the B decay.

We performed a cuts optimization focused on finding a signal of the $B \rightarrow D_{DCS}\pi$ mode. Since the $B \rightarrow D_{CF}\pi$ mode has the same topology of the DCS one, we did the optimization using signal (S) and background (B) from the CF mode. We maximized the figure of merit $S/(1.5 + \sqrt{B})$ [6]. The variables used in the optimization and the threshold values for all the requirements are described in [7]. The resulting invariant mass distributions of CF and DCS modes are reported in Fig. 3 where the combinatorial background is almost reduced to zero and an indication of the DCS peak is now visible.

The dominant physics backgrounds for the DCS mode are $B^- \rightarrow D^0\pi^-$, with $D^0 \rightarrow X$; $B^- \rightarrow D^0 K^-$, with $D^0 \rightarrow X$; $B^- \rightarrow D^{*0} K^-$, with $D^{*0} \rightarrow D^0\gamma/\pi^0$;

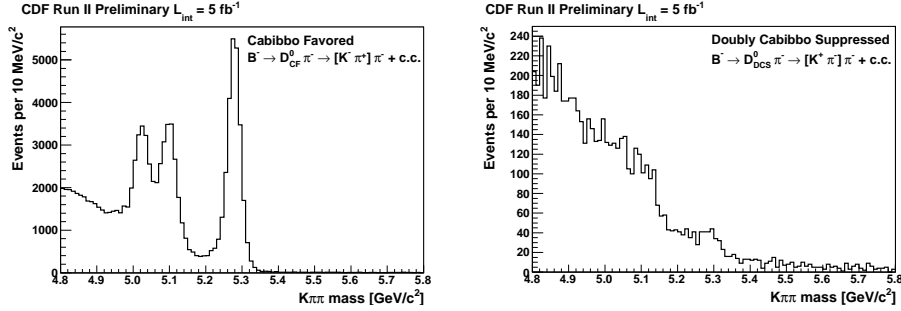


Figure 3: Invariant mass distributions of $B \rightarrow Dh$ candidates for each reconstructed decay mode after the cuts optimization. The pion mass is assigned to the track from the B decay.

$B^- \rightarrow K^- \pi^+ \pi^-$ and $B^0 \rightarrow D_0^{*-} e^+ \nu_e$ as determined by a study on CDF simulation described in [7].

An unbinned likelihood fit, exploiting mass and particle identification information provided by the specific ionization (dE/dx) in the CDF drift chamber, is performed to separate the $B \rightarrow DK$ contributions from the $B \rightarrow D\pi$ signals, from the combinatorial background and from the physics backgrounds.

Fig. 4 shows the DCS invariant mass distributions separated in charge. We obtained 34 ± 14 $B \rightarrow D_{DCS}K$ and 73 ± 16 $B \rightarrow D_{DCS}\pi$ signal events.

We measured the asymmetries $A_{ADS}(K) = -0.63 \pm 0.40(\text{stat}) \pm 0.23(\text{syst})$ and $A_{ADS}(\pi) = 0.22 \pm 0.18(\text{stat}) \pm 0.06(\text{syst})$ and the ratios of doubly Cabibbo suppressed mode to flavor eigenstate $R_{ADS}(K) = [22.5 \pm 8.4(\text{stat}) \pm 7.9(\text{syst})] \cdot 10^{-3}$ and $R_{ADS}(\pi) = [4.1 \pm 0.8(\text{stat}) \pm 0.4(\text{syst})] \cdot 10^{-3}$.

These quantities are measured for the first time in hadron collisions. The results are in agreement with existing measurements performed at $\Upsilon(4S)$ resonance [4, 8].

3 Gronau-London-Wiler method

We report the first measurement of branching ratios and CP asymmetries of $B \rightarrow D_{CP+}K$ modes performed in hadron collisions, based on an integrated luminosity of 1 fb^{-1} collected by CDF [9]. Events where the D meson decays to the flavor specific mode $K^- \pi^+$, or one of the CP-even modes $K^- K^+$ and $\pi^- \pi^+$ are reconstructed. From these modes, the following observables can be defined [1]:

$$A_{CP+} = \frac{\mathcal{B}(B^- \rightarrow D_{CP+}K^-) - \mathcal{B}(B^+ \rightarrow D_{CP+}K^+)}{\mathcal{B}(B^- \rightarrow D_{CP+}K^-) + \mathcal{B}(B^+ \rightarrow D_{CP+}K^+)}, \quad (3)$$

$$R_{CP+} = 2 \frac{\mathcal{B}(B^- \rightarrow D_{CP+}K^-) + \mathcal{B}(B^+ \rightarrow D_{CP+}K^+)}{\mathcal{B}(B^- \rightarrow D_{CF}K^-) + \mathcal{B}(B^+ \rightarrow \overline{D}_{CF}K^+)}. \quad (4)$$

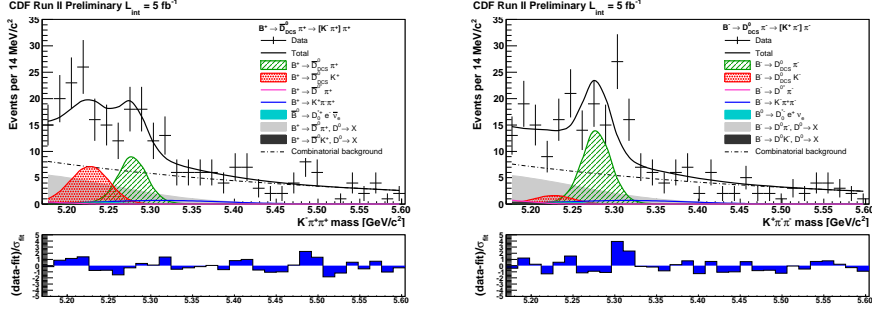


Figure 4: Left: Invariant mass distributions of $B^+ \rightarrow \bar{D}_{DC} S h^+$ candidates. Right: Invariant mass distributions of $B^- \rightarrow D_{DC} S h^-$ candidates. The pion mass is assigned to the track from the B decay. The projections of the likelihood fit are overlaid.

These quantities are related to the CKM angle γ by the equations [1] $R_{CP+} = 1 + r_B^2 + 2r_B \cos \delta_B \cos \gamma$ and $A_{CP+} = 2r_B \sin \delta_B \sin \gamma / R_{CP+}$. For every $B \rightarrow Dh$ candidate, a nominal invariant mass is evaluated by assigning the pion mass to the particle h coming from the B decay. The distributions obtained for the three modes of interest (where $D \rightarrow K\pi$, KK or $\pi\pi$) are reported in Fig. 5; a clear $B \rightarrow D\pi$ signal is seen in each. Events from $B \rightarrow DK$ decays are expected to form much smaller and wider peaks in these plots, located about $50 \text{ MeV}/c^2$ below the $B \rightarrow D\pi$ peaks, and as such cannot be resolved. The dominant backgrounds are combinatorial background and mis-reconstructed physics background such as $B \rightarrow D^* \pi$ decay, and in the $D \rightarrow KK$ final state, the non resonant $B \rightarrow KKK$ decay, as determined by a study on CDF simulation. An unbinned likelihood fit, exploiting kinematic and particle identification information provided by the dE/dx , is performed to statistically separate the $B \rightarrow DK$ contributions from the $B \rightarrow D\pi$ signals, from the combinatorial background and from the physics backgrounds.

We obtained around 90 $B \rightarrow D_{CP+} K$ and we measured the double ratio of CP -even to flavor eigenstate branching fractions $R_{CP+} = 1.30 \pm 0.24(\text{stat}) \pm 0.12(\text{syst})$ and the direct CP asymmetry $A_{CP+} = 0.39 \pm 0.17(\text{stat}) \pm 0.04(\text{syst})$. These results are in agreement with previous measurements from $\Upsilon(4S)$ decays [10, 11].

4 Conclusions

CDF performed the first measurement of A_{ADS} and R_{ADS} at a hadron collider using a luminosity of 5 fb^{-1} . This supplements the recently published first GLW analysis in hadron collisions [9] within a CDF global program to measure γ angle from tree-dominated processes. At the moment we recorded 8 fb^{-1} and we will expect around $10\text{-}12 \text{ fb}^{-1}$ by the end of 2011. CDF has demonstrated the feasibility of these mea-

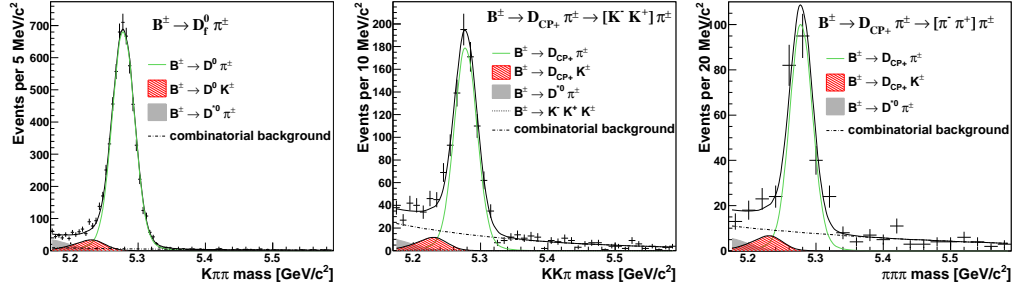


Figure 5: Invariant mass distributions of $B \rightarrow Dh$ candidates for each reconstructed decay mode. The pion mass is assigned to the track from the B decay. The projections of the likelihood fit are overlaid for each mode.

surements at a hadron collider and will obtain interesting and competitive results in the near future.

References

- [1] M. Gronau and D. Wyler, Phys. Lett. B **265**, 172 (1991); M. Gronau and D. London, Phys. Lett. B **253**, 483 (1991).
- [2] D. Atwood, I. Dunietz and A. Soni, Phys. Rev. Lett. **78**, 3257 (1997); D. Atwood, I. Dunietz and A. Soni, Phys. Rev. D **63**, 036005 (2001).
- [3] A. Giri, Y. Grossman, A. Soffer and J. Zupan, Phys. Rev. D **68**, 054018 (2003).
- [4] The Heavy Flavor Averaging Group, arXiv:1010.1589v1 [hep-ex].
- [5] Ashmanskas et al., Nucl. Instrum. Methods A **518**, 532 (2004).
- [6] G. Punzi, arXiv:0808063v2 [physics.data-an] (2003).
- [7] The CDF Collaboration, CDF Public Note 10309.
- [8] P. del Amo Sanchez et al. (BaBar Collaboration), arXiv:1006.4241v1 [hep-ex] (2010).
- [9] T. Aaltonen et al. (CDF Collaboration), Phys. Rev. D **81**, 031105 (2010).
- [10] P. del Amo Sanchez et al. (BaBar Collaboration), Phys. Rev. D **82**, 072004 (2010).
- [11] K. Abe et al. (Belle Collaboration), Phys. Rev. D **73**, 051106 (2006).