

****Volume Title****
*ASP Conference Series, Vol. **Volume Number***
****Author****
 © ****Copyright Year**** *Astronomical Society of the Pacific*

Low–Mass Stars in the Sloan Digital Sky Survey: Galactic Structure, Kinematics, and the Luminosity Function

John J. Bochanski^{1,2}

¹*Astronomy & Astrophysics Dept., Pennsylvania State University, 525 Davey Laboratory, University Park, PA, 16802, USA, email: jjb29@psu.edu*

²*Kavli Institute for Astrophysics and Space Research, Massachusetts Institute of Technology, Building 37, 77 Massachusetts Avenue, Cambridge, MA 02139, USA*

Abstract. Modern sky surveys, such as the Sloan Digital Sky Survey and the Two–Micron All Sky Survey, have revolutionized the study of low–mass stars. With millions of photometric and spectroscopic observations, intrinsic stellar properties can be studied with unprecedented statistical significance. Low–mass stars dominate the local Milky Way and are ideal tracers of the Galactic potential and the thin and thick disks. Recent efforts, driven by SDSS observations, have sought to place the local low-mass stellar population in a broader Galactic context.

I highlight a recent measurement of the luminosity and mass functions of M dwarfs, using a new technique optimized for large surveys. Starting with SDSS photometry, the field luminosity function and local Galactic structure are measured simultaneously. The sample size used to estimate the LF is nearly three orders of magnitude larger than any previous study, offering a definitive measurement of this quantity. The observed LF is transformed into a mass function and compared to previous studies.

Ongoing investigations employing M dwarfs as tracers of Galactic kinematics are also discussed. SDSS spectroscopy has produced databases containing tens of thousands of low–mass stars, forming a powerful probe of the kinematic structure of the Milky Way. SDSS spectroscopic studies are complemented by large proper motion surveys, which have uncovered thousands of common proper motion binaries containing low–mass stars. Additionally, the SDSS spectroscopic data explore the intrinsic properties of M dwarfs, including metallicity and magnetic activity.

The highlighted projects demonstrate the advantages and problems with using large data sets and will pave the way for studies with next–generation surveys, such as PanSTARRS and LSST.

1. Introduction

Low–mass dwarfs ($0.08 M_{\odot} < M < 0.8 M_{\odot}$) are the dominant stellar component of the Milky Way, composing $\sim 70\%$ of all stars (Reid & Gizis 1997; Bochanski et al. 2010a) and nearly half the stellar mass of the Galaxy. However, despite their abundance, M dwarfs were studied in relatively small samples, due to their dim intrinsic brightnesses ($L \lesssim 0.05 L_{\odot}$). However, the situation has been radically altered in the last decade, as deep surveys covering large areas of the sky were carried out. These projects, such as the Sloan Digital Sky Survey (SDSS, York et al. 2000) and the Two–Micron All Sky Survey (2MASS, Skrutskie et al. 2006), can trace their roots back to photographic sur-

veys, epitomized by the National Geographic Society - Palomar Observatory Sky Survey (POSS-I, Minkowski & Abell 1963) and its successor, POSS-II (Reid et al. 1991). However, the photometric precision achieved by modern surveys distinguishes them from their photographic predecessors. For example, SDSS has imaged 1/4 of the sky to $r \sim 22$ and 2MASS imaged the entire sky to $J \sim 16.5$, with typical uncertainties of a few percent. The resulting databases contain accurate multi-band photometry of tens of millions of low-mass stars, enabling exciting new science. While there is a rich heritage of historical investigations, this article will focus on results derived from SDSS data.

A multitude of studies have focused on the intrinsic properties of low-mass stars using SDSS observations. The field luminosity function (LF) and corresponding mass function (MF) was measured using over 15 million stars (Bochanski et al. 2010a). The mass-radius relation of M dwarfs has been studied with eclipsing binary systems (Blake et al. 2008; Becker et al. 2008). Average photometric colors and spectroscopic features have also been quantified (Hawley et al. 2002; Bochanski et al. 2007b; Davenport et al. 2007; West et al. 2008, 2010). Multiple studies have attempted to estimate the absolute magnitude of low-mass stars in SDSS (Hawley et al. 2002; Jurić et al. 2008; Sesar et al. 2008; Bochanski 2008; Bilir et al. 2009; Bochanski et al. 2010b). However, due to the lack of precise trigonometric parallaxes for many of the M dwarfs in SDSS, absolute magnitudes and distances are derived by secondary means. Chromospheric activity, driven by magnetic dynamos within the stars, has been observationally traced with H α emission measured in SDSS spectroscopy (West et al. 2004, 2008, 2010; Kruse et al. 2010). Flare rates have been measured for thousands of stars (Kowalski et al. 2009; Hilton et al. 2010b) and will be incorporated into predicting the flaring population observed by next-generation surveys (Hilton et al. 2010a).

While interesting objects in their own right, M dwarfs are also powerful tools for studying the Milky Way. Their ubiquity, combined with lifetimes much greater than a Hubble time (Laughlin et al. 1997), make them ideal tracers of Galactic structure and kinematics. Using photometry of over 15 million M dwarfs, Bochanski et al. (2010a) measured the scale heights and lengths of the thin and thick disks. A complementary study by Jurić et al. (2008) used higher mass stars to measure the stellar density profiles. The local gravitational potential has been probed using the kinematics of ~ 7000 M dwarfs along one line of sight with proper motions, SDSS spectroscopy and photometry (Bochanski et al. 2007a). This study has been expanded to the entire SDSS footprint, using a database of $\sim 25,000$ M dwarfs with velocities and distances (Pineda et al. 2010). Furthermore, Fuchs et al. (2009) employed proper motions and distances of ~ 2 million M dwarfs to estimate velocity distributions.

Below, I highlight several studies that have used SDSS observations to study both the intrinsic properties of low-mass stars *and* use them to study the Milky Way. In §2, the technical details of SDSS photometric and spectroscopic observations are briefly described. In §3, a new investigation measuring the M dwarf field LF and MF and Galactic structure parameters is detailed. Kinematics within the Milky Way are explored in §4. The importance of placing large, deep surveys of M dwarfs in a Galactic context is discussed in §5. Concluding remarks and avenues for future investigations are discussed in §6.

2. Observations

The Sloan Digital Sky Survey (SDSS, York et al. 2000) was a photometric and spectroscopic survey covering $\sim 10,000$ sq. deg. centered on the Northern Galactic Cap conducted with a 2.5m telescope (Gunn et al. 2006) at Apache Point Observatory (APO). Photometry was acquired in five filters (*ugriz*, Fukugita et al. 1996; Ivezić et al. 2007) down to a limiting magnitude $r \sim 22$ (Stoughton et al. 2002; Adelman-McCarthy et al. 2008). Calibration to a standard star network (Smith et al. 2002) was obtained through concurrent observations with the “Photometric Telescope” (PT; Hogg et al. 2001; Tucker et al. 2006). Absolute astrometric accuracy was estimated to better than $0.1''$ (Pier et al. 2003), and has been used to measure proper motions with a precision of 3 mas yr^{-1} (Munn et al. 2004). When the Northern Galactic Cap was not visible at APO, a 300 sq. deg. stripe (Stripe 82) centered on zero declination was scanned repeatedly. Observations of Stripe 82 were used to empirically quantify photometric precision (Ivezić et al. 2007). Over 357 million unique photometric objects have been identified in the latest public data release (DR7, Abazajian et al. 2009). The photometric precision of SDSS is unrivaled for a survey of its size, with typical errors $\lesssim 0.02 \text{ mag}$ (Ivezić et al. 2004, 2007).

When the conditions at APO were not photometric, SDSS operated in a spectroscopic mode. Twin fiber-fed spectrographs obtained medium-resolution ($R = 1,800$) optical spectra, covering 3800-9200 Å. Objects with SDSS photometry were targeted for spectroscopic followup by complex algorithms. The primary targets were galaxies (Strauss et al. 2002) and quasars (Richards et al. 2002). However, over $\sim 70,000$ M dwarfs have been identified within the SDSS spectroscopic database (West et al. 2010) from targeted and serendipitous (i.e., failed quasar) observations.

3. Luminosity Function and Galactic Structure

In the following section, the method and results of Bochanski et al. (2010a) are detailed. The Bochanski et al. (2010a) study produced two distinct yet intertwined results: it combined the investigation of an intrinsic stellar property (the MF and LF) with a measurement of Galactic structure and self-consistently described the local low-mass stellar population. The wide, deep, precise photometric coverage of SDSS enabled this type of analysis.

Previous investigations of the LF and MF have relied on one of two techniques: 1) nearby, volume-limited studies of trigonometric parallax stars (e.g. Reid & Gizis 1997); or 2) pencil-beam surveys of distant stars over a small solid angle (e.g. Zheng et al. 2001). In both cases, sample sizes were limited to a few thousand stars, prohibiting detailed statistical measurements. Using a sample drawn from SDSS, 2MASS and Guide Star Catalog photometry and supplemented with SDSS spectroscopy, Covey et al. (2008) performed the largest field low-mass LF and MF investigation prior to the Bochanski et al. (2010a) study. Covey et al. (2008) measured the LF with a sample covering 30 sq. deg. and containing $\sim 30,000$ low-mass stars. They also constrained their contamination rate to \lesssim a few percent after obtaining spectra of every red point source in a 1 sq. deg. calibration region.

3.1. Sample Selection & Method

Please refer to Bochanski et al. (2010a) for a detailed description of sample selection. M dwarfs were selected from SDSS Data Release 6 (DR6; Adelman-McCarthy et al. 2008) footprint using $r-i$ and $i-z$ photometric colors. Noisy photometric observations were removed using flag cuts, yielding a final database containing over 15 million low-mass stars.

The Bochanski et al. (2010a) photometric sample comprised a data set three orders of magnitude larger (in number) than any previous LF study. Furthermore, it covered over 8,400 sq. deg., nearly 300 times larger than the sample analyzed by Covey et al. (2008). The large sky coverage of SDSS presented the main challenge in measuring the LF. Most previous studies either assumed a uniform density distribution (for nearby stars) or calculated a Galactic density profile, $\rho(r)$ along one line of sight. With millions of stars spread over nearly 1/4 of the sky, numerically integrating Galactic density profiles for each star was computationally prohibitive.

To address this issue, Bochanski et al. (2010a) employed the following technique for measuring the luminosity function. First, absolute magnitudes were assigned and distances to each star were computed using new $M_r, r-z$ and $M_r, r-i$ color-absolute magnitude relations (CMRs) estimated from nearby stars with $ugriz$ photometry and accurate trigonometric parallaxes. Next, a small range in absolute magnitude (0.5 mag) was selected and the stellar density was measured as a function of Galactic radius (R) and Galactic height (Z). This range in absolute magnitude was selected to provide high resolution of the LF, with a large number of stars ($\sim 10^6$) in each bin. Finally, a Galactic profile was fit to the R, Z density maps, solving for the shape of the thin and thick disks and the local stellar density. The LF was then constructed by combining the local density of each absolute magnitude slice. An example of one density map and the corresponding fit is shown in Figure 1.

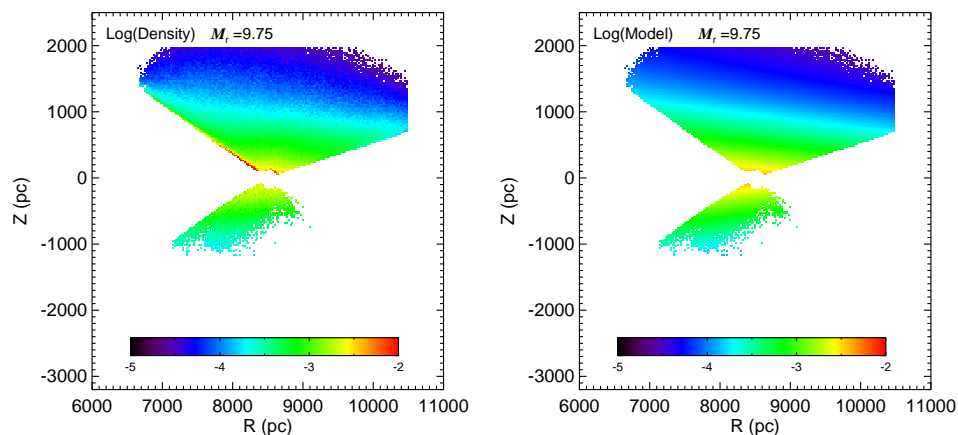


Figure 1. *Left Panel* - The stellar density distribution in R and Z for a 0.5 mag slice in M_r centered on $M_r = 9.75$. Over 1 million stars are contained within this slice. Note the smooth decrease in the vertical direction (due to the exponential scale heights of the Galactic thin and thick disks) and the signature of the Milky Way's scale length, manifested as a decrease in density with R . *Right Panel* - The corresponding two-disk model fit for the same M_r slice.

3.2. Systematic Challenges: Binarity, Metallicity and Absolute Magnitudes

The measured “raw” LF is subject to various systematic effects. Unresolved binarity, metallicity gradients within the Milky Way, interstellar extinction and Malmquist bias can all influence a star’s estimated absolute magnitude and distance. Understanding these effects is important, since the photometric data set contains millions of stars and Poisson errors are no longer significant within a given LF bin. Rather, systematic errors in absolute magnitudes are the dominant source of uncertainty. In the Bochanski et al. (2010a) study, the uncertainty in each LF bin was calculated by repeating the entire analysis multiple times, using five different prescriptions for the CMR, which were selected to account for metallicity gradients, extinction and reddening.

The effects of unresolved binarity and Malmquist bias were quantified using Monte Carlo realizations of the Milky Way. Each model was populated with synthetic systems that were consistent with the observed Galactic structure and LF. Binaries were included within the simulations, using four different prescriptions for mass ratio distributions. The mock stellar catalog was analyzed with the same pipeline as the actual observations. The differences between the input and “observed” Galactic structure and LF were used to systematically correct the observed “raw” values from SDSS data. The single-star LF was also estimated during this step. The detailed analysis of Malmquist bias and unresolved binaries and their effect on the resultant LF are given in Bochanski et al. (2010a).

3.3. The SDSS Field LF and MF

The final adopted system and single-star M_r LFs are presented in Figure 2. The uncertainty in each LF bin was computed from the full spread due to differences among CMRs and binary prescriptions. The system LF (black circles) rises smoothly to $M_r \sim 11$, with a fall off to lower masses. The single-star LF (red circles) follows a similar track, but maintains a density increase of $\sim 2\times$ compared to the system LF at the same absolute magnitude. This implies that lower luminosity stars are easily hidden in binary systems, but isolated low-luminosity systems are not common.

Using the mass-magnitude relations of Delfosse et al. (2000), the field system and single-star LFs were converted to MFs, shown in Figure 3. The system MF exhibits similar behavior to the LF, peaking near $0.3 M_\odot$. The single-star MF is compared to the local “eight parsec” MF of Reid & Gizis (1997) in Figure 3. The Reid & Gizis (1997) sample consisted of 558 stars spread over 3π steradians. There is broad agreement over most of the mass range probed, with the SDSS MF falling below the local MF at higher masses. The discrepancy is probably due to the assumed CMR, which may have overestimated the brightness of higher mass M dwarfs (see contribution by Hawley et al., this volume; Bochanski et al. 2010b). To first order, this would lead to overestimated distances and underestimated local stellar densities. Future investigations will rederive the LF and MF with updated CMRs. The SDSS MF was fit with two functions: a broken power law and lognormal. Both adequately represent the underlying data points, but a lognormal is slightly preferred due to the smaller number of free parameters.

The right panel of Figure 3 compares the SDSS system MF with the MF reported by Zheng et al. (2001). The Zheng et al. (2001) HST survey was a pencil beam survey of 1,400 M dwarfs over ~ 1 sq. deg.. Their system MF agrees with most of the SDSS MF, especially at lower masses. The Zheng et al. (2001) power law fit agrees favorably with the low-mass component of the SDSS broken power law fit. At higher masses, there is a disagreement, which is likely due to CMR differences.

When searching for variations between MFs, it is crucial that MF *data* is compared, rather than best-fit functional forms. This point, first introduced in Covey et al. (2008) and reiterated by Bastian et al. (2010) is important. The comparison of *fits* and not *data* may have exaggerated the differences between the local census (i.e. Reid & Gizis 1997) and distant samples (i.e. Zheng et al. 2001), although other factors, such as unresolved binarity (e.g. Kroupa et al. 1991; Chabrier 2003) also contributed. Finally, the SDSS single-star MF is compared to selected seminal works in the field in Figure 4.

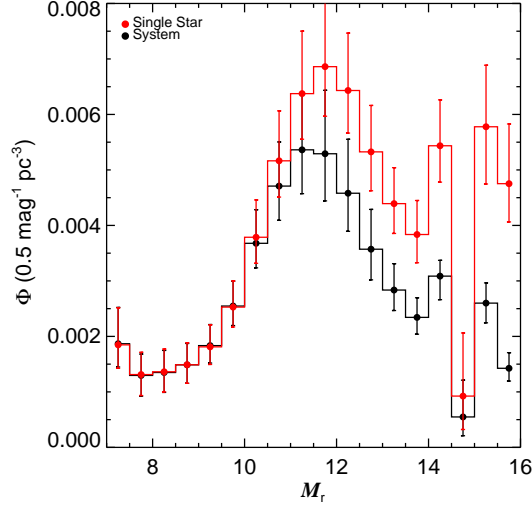


Figure 2. The single-star LF (red line) and system LF (black line) for SDSS M dwarfs. The LFs have been corrected for the effects of unresolved binarity and Malmquist bias.

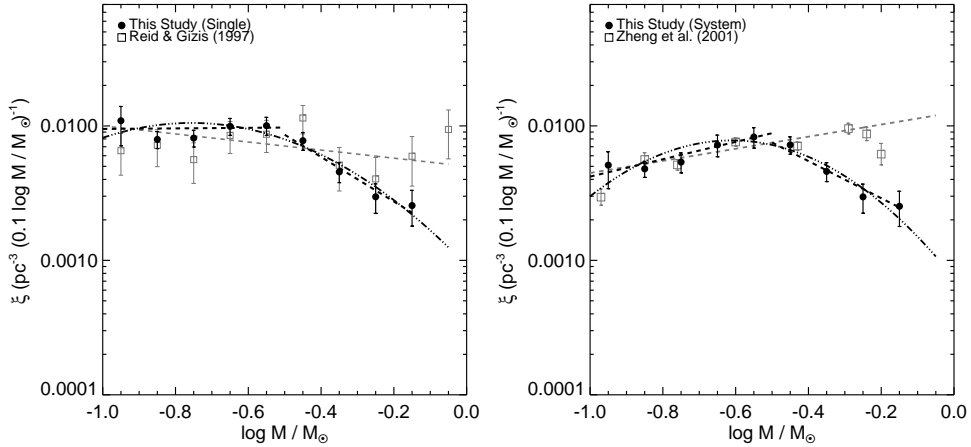


Figure 3. *Left Panel* - The SDSS single-star MF (filled circles) compared to the local census of Reid & Gizis (1997). The two samples show agreement over a large range in mass, suggesting the correction for unresolved binarity is valid. *Right Panel* - The SDSS system MF compared to the study of Zheng et al. (2001). The disagreement at large masses is most likely due to differences in the assumed CMRs.

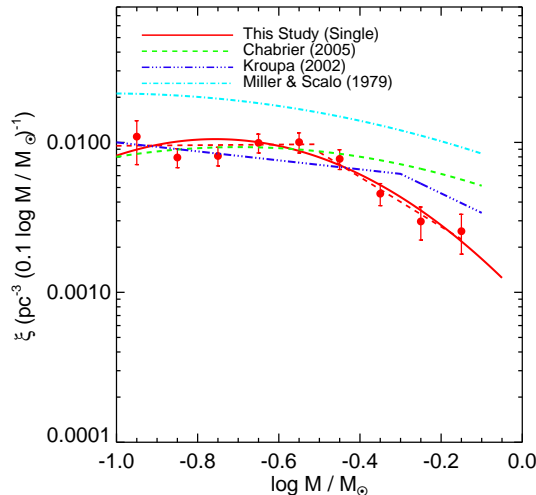


Figure 4. Shown is the MF data and best log-normal fit from Bochanski et al. (2010a, solid circles and red line), along with the analytic MF fits of Chabrier (2005, green dashed line), Kroupa (2002, dark blue dash-dot-dot-dot line) and Miller & Scalo (1979, light blue dash-dot line). I stress that comparing actual MF data is preferred to comparing analytic fits.

4. Kinematics

While photometric studies can be used to study the distribution of M dwarfs throughout the Galaxy and infer their fundamental properties, they offer a static glimpse of the population. The dynamics of stars through the Milky Way, as measured by radial velocities and proper motions, can be used to infer the underlying local mass distribution and gravitational potential. In particular, kinematic studies of M dwarfs have been useful for studying the properties of the thin and thick disks. Using a sample of $\sim 7,000$ M dwarfs along one line of sight, Bochanski et al. (2007a) examined the UVW velocity distributions as a function of distance from the plane. Thin and thick disk components were identified with the use of probability plots (Lutz & Kelker 1973; Reid et al. 1995). In general, both the thin and thick disks dispersions increase with height above the Plane, with the W velocity dispersion being the smallest of the three directions. Low-mass stars follow the Galactic potential across the entire mass range. In other words, early and late-type M dwarfs, despite differing in mass by nearly a factor of ten, have similar velocity dispersions at the same height from the Galactic midplane. Similar trends with height were also quantified by Fuchs et al. (2009) using proper motions and distances of ~ 2 million SDSS M dwarfs.

The analysis from Bochanski et al. (2007a) was expanded to the entire SDSS footprint by Pineda et al. (2010), using the largest spectroscopic sample of M dwarfs ever assembled (West et al. 2010). Pineda et al. (2010) determined mean velocities, dispersion and relative scalings between the thin and thick disk. They searched for velocity gradients radially in the disk, and observed a similar increase in dispersion away the Plane (see Figure 5). Pineda et al. (2010) kinematically estimated the local fraction of thick disk stars to be $\sim 5\%$, similar to the photometric result from Bochanski et al. (2010a). This study exemplifies the utility of low-mass stars as probes of the local Milky Way.

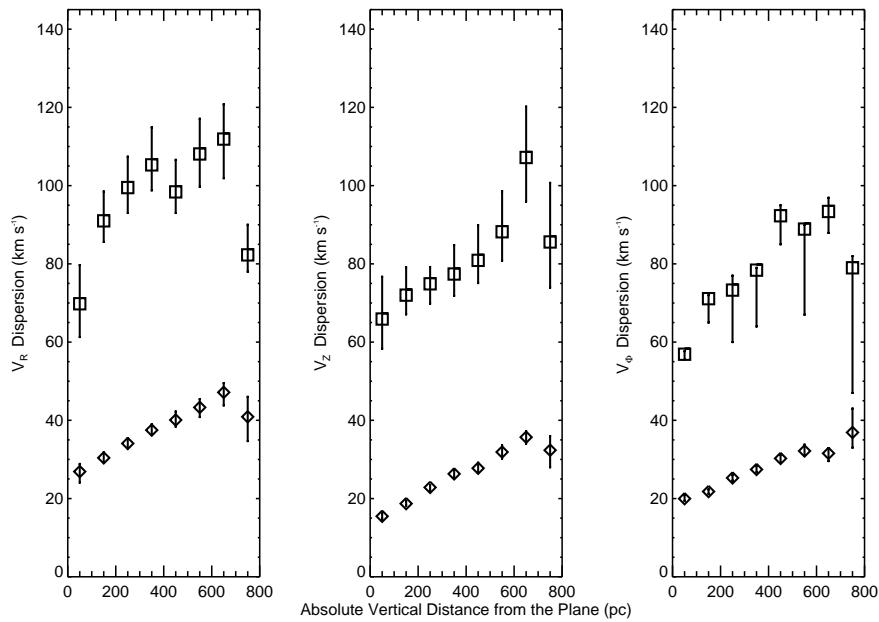


Figure 5. Thin disk (diamonds) and thick disk (open squares) velocity dispersions as a function of height in a Galactocentric coordinate system. Note the general increase with height above the Galactic plane. Figure from Pineda et al. (2010).

5. Low-Mass Stars in a Galactic Context

In addition to their utility as tracers of the local Milky Way, low-mass dwarfs have intrinsic properties, such as chromospheric activity (West et al. 2004; Bochanski et al. 2007a; Schmidt et al. 2007), that can be examined in a broader context. Additionally, metallicity may be studied using subdwarfs (Lépine et al. 2003), readily identified by their spectra, which show enhanced calcium hydride (CaH) absorption. Subdwarfs have been easily detected in large-scale surveys such as the SDSS (e.g., West et al. 2004; Lépine & Scholz 2008).

The study of M dwarf chromospheric activity in a Galactic context is described below. Similar investigations were severely limited before the advent of large spectroscopic databases, such as SDSS. It highlights the importance of studying M dwarfs in a broader context within the Milky Way, as their distributions within the Galaxy may be used as a valuable constraint on intrinsic properties.

5.1. Magnetic Activity: A Case Study

Low-mass stars harbor strong magnetic dynamos (Browning 2008), which in turn heat their chromospheres, producing Balmer line emission. For early-type stars (M0-M4), the dynamos are probably powered by stellar rotation, but the driving mechanism at later types is not well known. Ca H + K emission is also a tracer of activity in M dwarfs (Walkowicz & Hawley 2009), but is often not observationally accessible for these dim, red stars. Prior to SDSS, surveys that measured the fraction of active M dwarfs often consisted of < 1000 stars, with very few stars (< 100) in the faintest luminosity bins

(Hawley et al. 1996; Gizis et al. 2000). Since previous samples were flux-limited, they were heavily biased towards observing nearby, young stars.

The first major study of activity in M dwarfs with SDSS data was performed by West et al. (2004). This study observed many stars at distances 5-10 times larger than previous studies due to the multi-fiber capabilities of the SDSS spectrographs. The differences between the West et al. (2004) study and the past surveys were immediately obvious. First, some spectral types (M7 and M8) which were previously observed to have active fractions near 100% had lower active fractions, near 70%. The active fraction distributions for all spectral types declined with distance from the Galactic midplane with a spectral type dependent slope. West et al. (2004) suggested this was an age effect, as stars further from the Plane also exhibited larger velocity dispersions. Thus, older stars have undergone more dynamic interactions and also possess weaker magnetic fields. The M dwarf age-activity relation was calibrated by West et al. (2008), which determined the activity lifetime for M dwarfs as a function of spectral type. By using a simple model that fit both the velocity and active fraction distributions within the Galaxy, West et al. (2008) were able to constrain the ages of stars, a fundamental stellar property. It is worth noting that without large samples of M dwarfs, such as those available with SDSS, this type of analysis would not be possible. The West et al. (2004) study also highlights the potential biases that are encountered when limiting samples to the solar neighborhood. The Sun is very close to the midplane (15 pc; Cohen 1995), and nearby stars are predominately young (1-2 Gyrs; Nordström et al. 2004), biasing local samples.

5.2. Metallicity & Stellar Ages: The Next Frontiers

Current models of low-mass stars cannot accurately reproduce observable features. This has led to uncertainty in determining fundamental parameters, such as mass, age and luminosity. Thus, empirical relations have been developed to estimate these properties. Mass-magnitude relations determined from eclipsing binaries (Delfosse et al. 2000), have proven extremely useful, but other fundamental parameters, most notably age and metallicity have not been fully calibrated.

Recent advances in measuring metallicity are promising (e.g. Lépine et al. 2007; Johnson & Apps 2009; Rojas-Ayala et al. 2010, and see the review of the metallicity splinter session in this volume). In particular, Rojas-Ayala et al. (2010) have calibrated an infrared technique that delivers 0.15 dex precision from *K* band spectra. However, for the vast majority of M dwarfs with optical spectra, a similar level of precision has not been achieved. Further observations of M dwarfs with known metallicities (i.e., those in wide binaries with FGK companions (i.e., Dhital et al. 2010) or cluster members) need to be obtained before a suitable calibration can be determined. However, once precise metallicities can be measured for M dwarfs, they will be a powerful probe of the Milky Way's chemical history.

Age is notoriously difficult to estimate for field stars (of any mass). However, age-activity relations (i.e. West et al. 2008), suggest that observational tracers, such as chromospheric activity, can constrain the ages of M dwarfs to a few Gyr. Further work is needed to produce precise estimates of M dwarf ages. The next generation of synoptic surveys, such as LSST and PanSTARRS may be useful in this endeavor and provide a link between rotation periods and stellar age.

6. Conclusions

I have briefly detailed some of the investigations that examine both intrinsic M dwarf properties and Galactic structure and kinematics. The requisite data for such studies, namely precise, deep, multi-band photometry over large areas of the sky, will become more common in the future, as additional large surveys come online. Within the next decade, surveys such as PanSTARRS, LSST and GAIA (Kaiser et al. 2002; Ivezić et al. 2008; Perryman et al. 2001), will produce new data sets that are ideal for similar investigations.

While databases containing millions of low-mass stars will be the norm for future studies, it is important to note that systematic errors will be the dominant source of error in many areas. In SDSS, nearly all the observed M dwarfs do not have reliable trigonometric parallaxes, forcing the use of photometric parallax estimates. Reliably calibrating and testing these photometric parallaxes will only become more important as surveys push to larger distances. Other systematics, such as how metallicity affects the absolute magnitude of M dwarfs, will also be crucial to future investigations.

Finally, the importance of SDSS spectroscopy can not be overstated. The large spectroscopic samples of SDSS M dwarfs have enabled many novel investigations. Significant spectroscopic followup of the next generation of surveys should be a high priority.

Acknowledgments. I would like to thank the Cool Stars 16 SOC for the opportunity to present this work. I also thank Suzanne Hawley, Andrew West and Kevin Covey for their insight and many enlightening conversations over the years. I thank Sebastian Pineda for kindly providing a figure. I would also like to acknowledge the comments of Neill Reid, Ivan King, Niall Deacon and Gilles Chabrier, who all contributed to work presented in this article.

References

- Abazajian, K. N., et al. 2009, *ApJS*, 182, 543. 0812.0649
 Adelman-McCarthy, J. K., et al. 2008, *ApJS*, 175, 297. 0707.3413
 Bastian, N., Covey, K. R., & Meyer, M. R. 2010, *ARA&A*, 48, 339. 1001.2965
 Becker, A. C., et al. 2008, *MNRAS*, 386, 416. 0801.4474
 Bilir, S., Karaali, S., Ak, S., Coşkunoğlu, K. B., Yaz, E., & Cabrera-Lavers, A. 2009, *MNRAS*, 396, 1589. 0903.3965
 Blake, C. H., Torres, G., Bloom, J. S., & Gaudi, B. S. 2008, *ApJ*, 684, 635. 0707.3604
 Bochanski, J. J., Hawley, S. L., Covey, K. R., West, A. A., Reid, I. N., Golimowski, D. A., & Ivezić, Ž. 2010a, *AJ*, 139, 2679. 1004.4002
 Bochanski, J. J., Munn, J. A., Hawley, S. L., West, A. A., Covey, K. R., & Schneider, D. P. 2007a, *AJ*, 134, 2418. [arXiv:0708.0044](#)
 Bochanski, J. J., West, A. A., Hawley, S. L., & Covey, K. R. 2007b, *AJ*, 133, 531. [astro-ph/0610639](#)
 Bochanski, J. J., et al. 2010b. *AJ*, submitted
 Bochanski, J. J., Jr. 2008, Ph.D. thesis, University of Washington
 Browning, M. K. 2008, *ApJ*, 676, 1262. 0712.1603
 Chabrier, G. 2003, *ApJ*, 586, L133. [arXiv:astro-ph/0302511](#)
 — 2005, in *The Initial Mass Function 50 Years Later*, edited by E. Corbelli, F. Palla, & H. Zinnecker, vol. 327 of *Astrophysics and Space Science Library*, 41
 Cohen, M. 1995, *ApJ*, 444, 874

- Covey, K. R., Hawley, S. L., Bochanski, J. J., West, A. A., Reid, I. N., Golimowski, D. A., Davenport, J. R. A., Henry, T., Uomoto, A., & Holtzman, J. A. 2008, *AJ*, 136, 1778. 0807.2452
- Davenport, J. R. A., Bochanski, J. J., Covey, K. R., Hawley, S. L., West, A. A., & Schneider, D. P. 2007, *AJ*, 134, 2430. arXiv:0708.0889
- Delfosse, X., Forveille, T., Ségransan, D., Beuzit, J.-L., Udry, S., Perrier, C., & Mayor, M. 2000, *A&A*, 364, 217
- Dhital, S., West, A. A., Stassun, K. G., & Bochanski, J. J. 2010, *AJ*, 139, 2566. 1004.2755
- Fuchs, B., et al. 2009, *AJ*, 137, 4149. 0902.2324
- Fukugita, M., Ichikawa, T., Gunn, J. E., Doi, M., Shimasaku, K., & Schneider, D. P. 1996, *AJ*, 111, 1748
- Gizis, J. E., Monet, D. G., Reid, I. N., Kirkpatrick, J. D., Liebert, J., & Williams, R. J. 2000, *AJ*, 120, 1085. astro-ph/0004361
- Gunn, J. E., et al. 2006, *AJ*, 131, 2332. astro-ph/0602326
- Hawley, S. L., Gizis, J. E., & Reid, I. N. 1996, *AJ*, 112, 2799
- Hawley, S. L., et al. 2002, *AJ*, 123, 3409
- Hilton, E., et al. 2010a. *AJ*, in preparation
- Hilton, E. J., West, A. A., Hawley, S. L., & Kowalski, A. F. 2010b, *AJ*, 140, 1402
- Hogg, D. W., Finkbeiner, D. P., Schlegel, D. J., & Gunn, J. E. 2001, *AJ*, 122, 2129
- Ivezić, Ž., et al. 2004, *Astronomische Nachrichten*, 325, 583. astro-ph/0410195
- 2007, *AJ*, 134, 973. arXiv:astro-ph/0703157
- Ivezic, Z., et al. 2008, *ArXiv e-prints*. 0805.2366
- Johnson, J. A., & Apps, K. 2009, *ApJ*, 699, 933. 0904.3092
- Jurić, M., et al. 2008, *ApJ*, 673, 864
- Kaiser, N., et al. 2002, in *Proceedings of the SPIE, Volume 4836*, pp. 154-164 (2002), edited by J. A. Tyson, & S. Wolff, vol. 4836, 154
- Kowalski, A. F., Hawley, S. L., Hilton, E. J., Becker, A. C., West, A. A., Bochanski, J. J., & Sesar, B. 2009, *AJ*, 138, 633. 0906.2030
- Kroupa, P. 2002, *Science*, 295, 82. arXiv:astro-ph/0201098
- Kroupa, P., Gilmore, G., & Tout, C. A. 1991, *MNRAS*, 251, 293
- Kruse, E. A., Berger, E., Knapp, G. R., Laskar, T., Gunn, J. E., Loomis, C. P., Lupton, R. H., & Schlegel, D. J. 2010, *ApJ*, 722, 1352. 0911.2712
- Laughlin, G., Bodenheimer, P., & Adams, F. C. 1997, *ApJ*, 482, 420
- Lépine, S., Rich, R. M., & Shara, M. M. 2003, *AJ*, 125, 1598. arXiv:astro-ph/0209284
- 2007, *ApJ*, 669, 1235. 0707.2993
- Lépine, S., & Scholz, R.-D. 2008, *ApJ*, 681, L33. 0804.1731
- Lutz, T. E., & Kelker, D. H. 1973, *PASP*, 85, 573
- Miller, G. E., & Scalo, J. M. 1979, *ApJS*, 41, 513
- Minkowski, R. L., & Abell, G. O. 1963, *The National Geographic Society-Palomar Observatory Sky Survey (Basic Astronomical Data: Stars and stellar systems*, edited by K. A. Strand. Published by the University of Chicago Press, Chicago, IL USA, 1968, p.481), 481
- Munn, J. A., et al. 2004, *AJ*, 127, 3034
- Nordström, B., Mayor, M., Andersen, J., Holmberg, J., Pont, F., Jørgensen, B. R., Olsen, E. H., Udry, S., & Mowlavi, N. 2004, *A&A*, 418, 989. arXiv:astro-ph/0405198
- Perryman, M. A. C., de Boer, K. S., Gilmore, G., Høg, E., Lattanzi, M. G., Lindegren, L., Luri, X., Mignard, F., Pace, O., & de Zeeuw, P. T. 2001, *A&A*, 369, 339. arXiv:astro-ph/0101235
- Pier, J. R., Munn, J. A., Hindsley, R. B., Hennessy, G. S., Kent, S. M., Lupton, R. H., & Ivezić, Ž. 2003, *AJ*, 125, 1559. astro-ph/0211375
- Pineda, J. S., et al. 2010. *AJ*, in preparation
- Reid, I. N., & Gizis, J. E. 1997, *AJ*, 113, 2246
- Reid, I. N., Hawley, S. L., & Gizis, J. E. 1995, *AJ*, 110, 1838
- Reid, I. N., et al. 1991, *PASP*, 103, 661
- Richards, G. T., et al. 2002, *AJ*, 123, 2945. astro-ph/0202251

- Rojas-Ayala, B., Covey, K. R., Muirhead, P. S., & Lloyd, J. P. 2010, *ApJ*, 720, L113
- Schmidt, S. J., Cruz, K. L., Bongiorno, B. J., Liebert, J., & Reid, I. N. 2007, *AJ*, 133, 2258.
arXiv:astro-ph/0701055
- Sesar, B., Ivezić, Ž., & Jurić, M. 2008, *ApJ*, 689, 1244. 0808.2282
- Skrutskie, M. F., et al. 2006, *AJ*, 131, 1163
- Smith, J. A., et al. 2002, *AJ*, 123, 2121
- Stoughton, C., et al. 2002, *AJ*, 123, 485
- Strauss, M. A., et al. 2002, *AJ*, 124, 1810. astro-ph/0206225
- Tucker, D. L., et al. 2006, *Astronomische Nachrichten*, 327, 821. arXiv:astro-ph/0608575
- Walkowicz, L. M., & Hawley, S. L. 2009, *AJ*, 137, 3297. 0811.1778
- West, A. A., Hawley, S. L., Bochanski, J. J., Covey, K. R., Reid, I. N., Dhital, S., Hilton, E. J., & Masuda, M. 2008, *AJ*, 135, 785. arXiv:0712.1590
- West, A. A., et al. 2004, *AJ*, 128, 426
- 2010. *AJ*, submitted
- York, D. G., et al. 2000, *AJ*, 120, 1579
- Zheng, Z., Flynn, C., Gould, A., Bahcall, J. N., & Salim, S. 2001, *ApJ*, 555, 393.
arXiv:astro-ph/0102442