

****Volume Title****

*ASP Conference Series, Vol. **Volume Number***

****Author****

© ****Copyright Year**** *Astronomical Society of the Pacific*

The Local Group: Inventory and History

Eline Tolstoy¹

¹*Kapteyn Astronomical Institute, University of Groningen, the Netherlands*

Abstract. My presentation was an overview of what we know about the Local Group of galaxies, primarily from optical imaging and spectroscopy. AGB stars are on the whole a very sparse and unrepresentative stellar population in most Local Group galaxies. However, more detailed studies of star formation histories and chemical evolution properties of populations, like Main Sequence dwarf stars and Red Giant Branch stars, allow a better understanding of the evolutionary context in which AGB stars can be observed. There are a variety of galaxy types in the Local Group which range from predominantly metal poor (e.g., Leo A) to metal-rich (e.g., M 32). Dwarf galaxies are the most numerous type of galaxy in the Local Group, and provide the opportunity to study a relatively simple, typically metal-poor, environment that is likely similar to the conditions in the early history of all galaxies. Hopefully the range of star formation histories, peak star formation rates and metallicities will provide enough information to properly calibrate observations of AGB stars in more distant systems, and indeed in integrated spectra. Here I will summarise what we know about the star formation histories of nearby galaxies and their chemical evolution histories and then attempt to make a connection to their AGB star properties.

1. Introduction

Within the Local Universe galaxies can be studied in great detail star by star. The Colour-Magnitude Diagram synthesis analysis method is well established, at optical wavelengths, as the most accurate way to determine the detailed star formation history of galaxies going back to the earliest times (e.g., Tolstoy et al. 2009). This approach has benefited enormously from the exceptional data sets that wide field CCD imagers on the ground and the Hubble Space Telescope can provide. Spectroscopic studies using large ground-based telescopes have allowed the determination of abundances and kinematics for significant samples of red giant branch (RGB) stars and also more massive O, B and A stars in several nearby galaxies (e.g., Tolstoy et al. 2009, and references therein). These studies have shown directly how properties can vary spatially and temporally, and how this information can give important constraints to theories of galaxy formation and evolution.

Dwarf galaxies are commonly used as probes of a simple “single cell” star forming environment. They cover a range of mass and metallicity, and are considered to be representative of how galaxies in the early universe may have looked. A working definition of dwarf galaxies includes all galaxies that are fainter than $M_B \leq -16$ ($M_V \leq -17$) and more spatially extended than globular clusters (e.g., Tammann 1994), see Figures 1 & 2. Although these limits were not physically motivated, they are broadly consistent with the limit of mass and concentration at which gas outflows are likely to start to signifi-

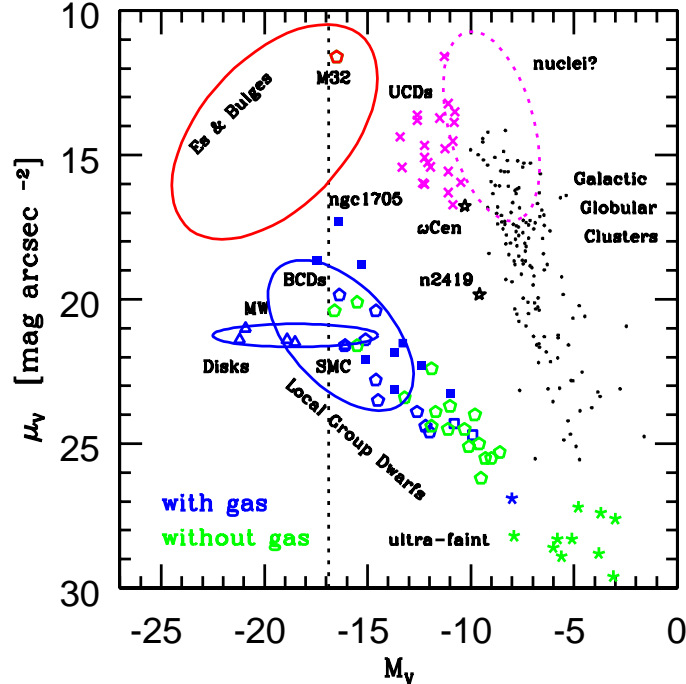


Figure 1. The relationship between the structural properties (absolute magnitude, M_V and central surface brightness μ_V) for a range of different galaxy types. The dotted line is the classical maximum luminosity of the dwarf galaxy class, from Tammann (1994). Local Group galaxies are plotted as open pentagons, with the colour depending upon their gas content. The Sloan discovered ultra-faint systems are plotted as star symbols. Blue Compact Dwarf galaxies are squares, Ultra-compact systems as crosses and Galactic globular clusters as dots. See Tolstoy et al. (2009) and Binggeli (1994) for more details.

cantly effect the baryonic mass of a galaxy. This includes a number of different types: early-type dwarf spheroidals (dSphs); late-type star-forming dwarf irregulars (dIs); the recently discovered very low surface brightness, ultra-faint, dwarfs (uFd); as well as centrally concentrated actively star-forming blue compact dwarf galaxies (BCDs). The newly discovered, even more extreme, so-called ultra-compact dwarfs (UCDs) are identified as dwarf galaxies from spectra but are of a similar compactness to globular clusters (see purple crosses in Figure 2). The dIs, BCDs, dSphs, late-type and spheroidal galaxies tend to overlap with each other in global properties in Figures 1 & 2. These overlapping properties of early and late-type dwarfs have long been assumed to be convincing evidence that early-type dwarfs are late-type systems that have been stripped of, or otherwise used up, their gas (e.g., Kormendy 1985).

Thus, like larger systems, the global properties of dwarf galaxies correlate closely with luminosity, half-light radius and surface brightness, over a large range. Dwarf galaxies thus allow us to study specific aspects of galaxy formation and evolution on a small scale.

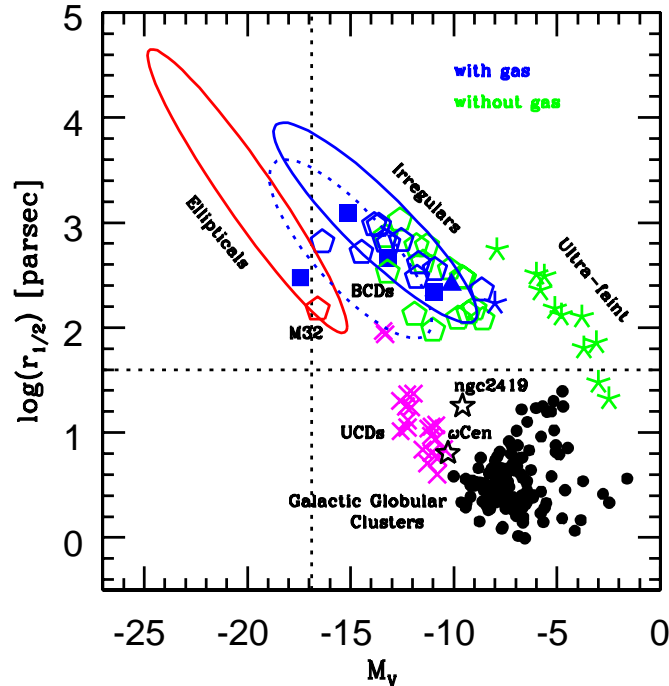


Figure 2. The relationship between the structural properties (absolute magnitude, M_V and half-light radius r_h) for a range of different galaxy types. The dotted lines are the classical maximum luminosity of the dwarf galaxy class, and the minimum spatial extent, from Tammann (1994). The symbols are the same as in Figure 1. See Tolstoy et al. (2009) and Belokurov et al. (2007) for more details.

2. Optical Imaging: Star Formation Histories

There are increasingly significant difficulties in obtaining and accurately interpreting the CMDs of galaxies at distances beyond the Local Group, see Fig. 3. It is only possible to observe galaxies star by star in the very nearby Universe (predominantly within the Local Group), meaning that there are selection effects that will almost certainly bias our conclusions from these types of studies. The main uncertainty is due to the fact that we can only study the star formation history (SFH) back to the earliest times within the halo of the Milky Way and in very nearby galaxies, see Figure 3 and also Cignoni & Tosi (2010). These galaxies have most likely suffered significant evolutionary effects, as suggested by the morphology-density relation (e.g., Mateo 2008). It will be hard to remove this bias in our observations until a significant leap in sensitivity and resolution can be made to allow us to look to greater distances with comparable accuracy (e.g., a large space telescope or an extremely large ground based telescope working near to its diffraction limit).

Main Sequence star luminosities have a clear age dependence, and are thus by far the most accurate age indicators of a resolved stellar populations as part of the full fitting of the colour-magnitude diagram (e.g., Aparicio & Gallart 2004). The fact that

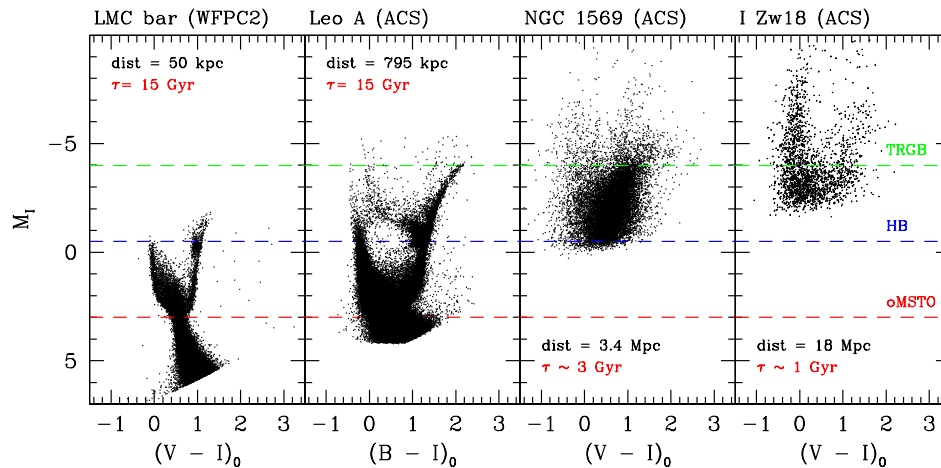


Figure 3. The effect of distance on the resolution of individual stars and on the corresponding look-back time, τ , of the star formation history. The CMDs are in absolute magnitude (M_I) and colour of systems all observed for long exposure times with the HST and photometered with the same techniques, but at different distances. The LMC bar (50 kpc) Smecker-Hane et al. (2002); Leo A (795 kpc) Cole et al. (2007); NGC 1569 (3.4 Mpc) Grocholski et al. (2008); McQuinn et al. (2010); I Zw18 (18Mpc) Aloisi et al. (2007).

a stellar population is resolved down to the oldest main sequence turnoffs ($M_I \sim 3$) means that the luminosity bias that is so apparent in integrated light studies can be largely removed. A significant amount of effort has gone into this kind of work from both large format CCD observations of very nearby galaxies (e.g., Hurley-Keller et al. 1998; Harris & Zaritsky 2009, de Boer et al., in prep.), which are large on the sky and also from deep HST observations for more distant systems (e.g., Skillman et al. 2003; Cole et al. 2007; Monelli et al. 2010).

Because the number and range of galaxy types in the Local Group is strongly biased to dwarf galaxies, this is the main type of galaxy studied with this detail. Dwarf galaxies are also more straight forward to observe a large fraction of the system in “one shot” even with HST. There have been numerous detailed studies of individual dwarf galaxies (e.g., Tolstoy et al. 2009, and references there in). There has also been a project to treat uniformly a large set of archival HST WFPC2 observations of Local Group galaxies, and create accurate star formation histories in a consistent manner (Dolphin et al. 2005; Holtzman et al. 2006). There have also been challenging studies of compact systems with extreme crowding, like M 32 (Monachesi et al. 2010), backed up by RR Lyr studies (Fiorentino et al. 2010). There have also been deep observations of small HST fields in the M 31 halo (e.g., Brown et al. 2003) and LMC (e.g., Holtzman et al. 1999; Smecker-Hane et al. 2002)

To look at currently more actively star forming systems, for example Blue Compact Dwarfs we need to look beyond the Local Group (e.g., NGC 1569 at 3.4 Mpc, see Grocholski et al. 2008; McQuinn et al. 2010), see Fig. 3. As we get more distant, it becomes harder to detect anything other than bright stars, and the photometric errors tend to smear out the features of the CMD. Going from left to right in Figure 3 it can be seen

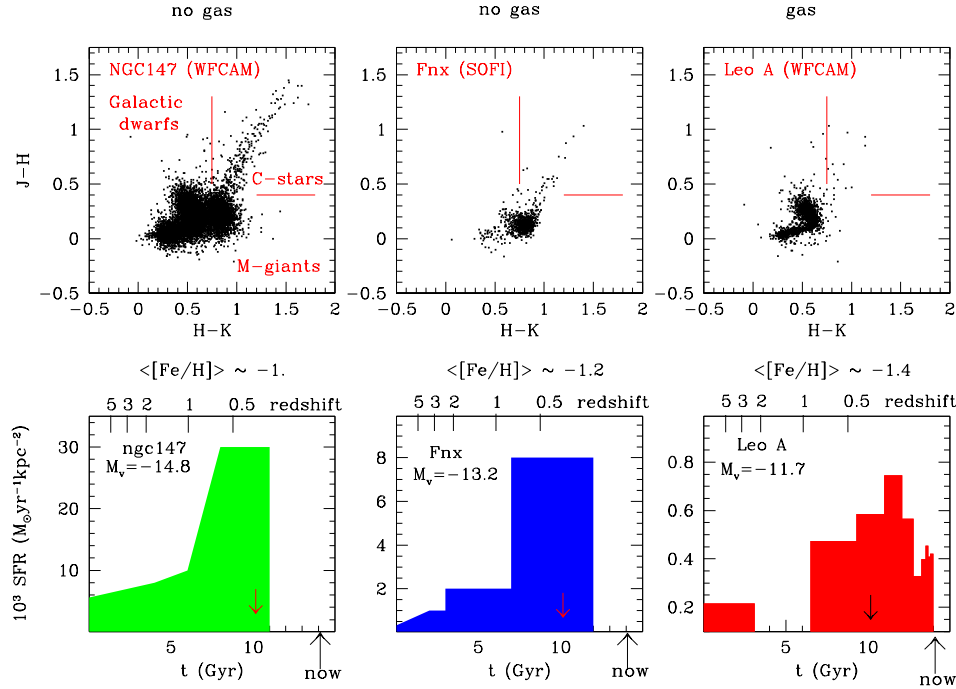


Figure 4. In the top panels are the Infra-Red colour-colour diagrams for three dwarf galaxies: NGC147 (WFCAM data, over 0.8 sq deg, Irwin et al. in prep), Fornax dSph (SOFI data, over 0.1 sq deg, Gullieuszik et al. 2007) & LeoA (WFCAM data, over 0.8 sq deg, Irwin et al. in prep). The different stellar evolution phases that are delineated in an accurate colour-colour diagram sequences are labeled in the left most diagram. The C-stars (or AGB stars) and the M-giants are in the galaxy itself. The rest of the stars are predominantly Galactic dwarf stars. In the lower panels are the corresponding star formation histories for the same three galaxies, from Dolphin et al. (2005) (NGC 147); Tolstoy et al. (2001) (Fnx) and Cole et al. (2007) (Leo A).

that the features in the CMDs become less and less well defined. This is mostly due to photometric errors due to the increasing faintness of the stars, but the related effect of increasing crowding, that makes it difficult to accurately disentangle the measurements of (faint) individual stars from their neighbours. Often there are clearly a large number of stars present above the tip of the RGB in BCD galaxies (e.g., NGC 1569). These may be either the effects of crowding, or they may indicate the presence of AGB stars and that a significant amount of star formation has occurred a few Gyr ago.

Of course this difficulty in detecting faint (blue) main sequence turnoff stars may have an obvious alternative in the presence of bright red AGB stars in imaging of galaxies extending to distances well beyond the Local Group (e.g., Girardi et al. 2010). However, without a better calibration of the effects of age and metallicity on the AGB population it is hard to quantify their presence in terms of an accurate star formation rate at a given time (e.g., see also VII Zw403, Lynds et al. 1998). The CMDs in Figure 3 do not always give a good overview of the very red stars, such as AGB stars in these galaxies. This is because they do not always stand out very clearly in optical CMDs.

What is really needed are infra-red observations of this population, and colour-colour diagrams can be especially useful (e.g., Cioni & Habing 2003; Gullieuszik et al. 2007), see Figure 4. These populations can then be calibrated in terms of ages and metallicities coming from optical imaging and spectroscopy.

In Fig. 4 we look at the star formation histories and also the number of AGB stars (as seen in IR colour-colour diagrams) in three nearby galaxies with a range of luminosity (from $M_v = -14.8 \rightarrow -11.7$) and also a range of mean metallicity ($[Fe/H] = -1 \rightarrow -1.4$) at the time the AGB stars were born. These three galaxies (NGC 147, Fornax dSph & Leo A) were chosen because they have very similar star formation histories, with a peak around 3–5 Gyrs. In each case the absolute rate at the peak is quite different. The more luminous the galaxy, the higher the peak star formation rate. But they all had their peak activities at a similar period in the past. The number of C-stars (AGB stars) that can be seen in the colour-colour diagrams varies by a larger amount than the SFR differences might imply, especially in the case of NGC 147. This might suggest that an important factor is also the metallicity at which the stars were forming 3–5 Gyr ago (these are also labelled in Fig. 4). The C-stars in Leo A still need to be carefully studied. These would likely be the most metal poor C-stars in the Local Group, if confirmed, given that the present day HII region abundance is a mere 3% of solar (van Zee et al. 2006). The stars in the C-star region of the colour-colour diagram for Leo A look more untidy than the usual AGB sequence, and may well be the result of confusion or young (massive) stars in HII region.

When you look at the SFHs of dwarf galaxies as a group there is no discernible trend in either duration or average age of stellar population with either mass, luminosity or rotation, they seem to reach a similar luminosity by distinct routes (e.g., Skillman 2007). The only effect seems to be that when a galaxy forms stars, everything else being equal, the maximum rate seems proportional to the mass of the galaxy, that is to the total number of stars formed, but not when they formed. How the number of evolved stars (e.g., carbon stars, or E-AGB stars) fits into SFH has not yet been clearly quantified. The number of AGB stars should be studied for a range of galaxies using the accurate SFHs from deep optical data where available to better understand if it is possible to disentangle the effects of age, metallicity and small number statistics in the interpretation of their properties.

3. Optical Spectroscopy: Abundance Properties

For the most galaxies in the Local Group it is possible to take spectra of large samples of individual RGB stars at intermediate resolution. This allows the observation of well calibrated, simple to use metallicity indicators, such as the Ca II triplet (e.g., Starkenburg et al. 2010; Battaglia et al. 2008b). These measurements allow a detailed measurement of the metallicity distribution function from many hundreds and sometimes even thousands of individual stars. The kinematic properties of galaxies, can also be disentangled with these spectra (e.g., Battaglia et al. 2008a), as well as any connection between distinct kinematic components and metallicity. This leads to accurate mass modelling of individual galaxies and also to the discovery of distinct kinematic components, even in small dwarf galaxies, and sometimes also rotation (e.g., Lewis et al. 2007; Fraternali et al. 2009).

In the most nearby systems (ie., mostly dwarf galaxies, but also the Magellanic Clouds) it is possible to take high resolution spectra of individual RGB stars. This

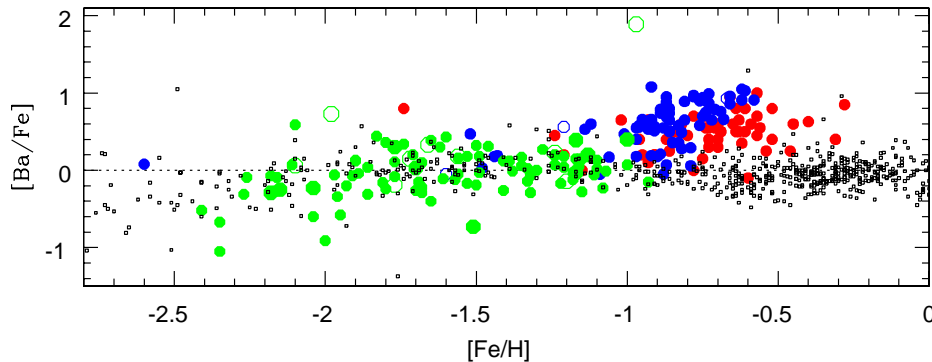


Figure 5. Here are the high resolution abundances of individual red giant branch stars in Sculptor dSph (green solid circles, Hill et al. (2011) in prep, FLAMES high resolution; open circles, Shetrone et al. (2003), UVES); Fornax dSph (blue solid circles, Letarte et al. (2010), FLAMES high resolution; open circles, Shetrone et al. (2003), UVES); Large Magellanic Cloud (red circles, Pompéia et al. (2008), FLAMES high resolution). The small black squares are Galactic observations (from compilation, Venn et al. 2004).

allows us to measure detailed abundances of numerous chemical elements. The most commonly observed are alpha elements (e.g., O, Ca, Mg, Ti), but also heavy elements, such as r-process elements (e.g., Eu), Iron-peak elements (e.g., Mn, Cr, Fe, Ni) and also s-process elements (e.g., Ba). The abundances of these elements in RGB stars allow us to probe their levels over the entire star formation history that occurred > 1 Gyr ago. This allows us to follow which enrichment processes dominate at different epochs in the galaxy, and thus their time scale, and how they effect and are effected by the presence or absence of other elements.

The most important elements for tracing the effect of AGB stars and their pollution of the ISM out of which subsequent generations of stars are made are s-process elements. Fig. 5 shows the detailed abundances of Barium compared to Iron, $[Ba/Fe]$, based on high resolution spectroscopic observations of individual RGB stars in the Sculptor dSph, the Fornax dSph and the Large Magellanic Cloud, compared to RGB stars in the Galactic disk and halo. Barium is of particular interest because at these $[Fe/H]$ values it is produced almost entirely by the s-process. This also makes it a good indicator of how many potential s-process sources there have been and when they were most productive. Fig. 5 shows that both the LMC and Fornax have significantly enhanced $[Ba/Fe]$ compared the Galaxy at $[Fe/H] > -1$. It seems that this enhancement only starts at $[Fe/H] \sim -1$. Sculptor thus does not show the same effect, presumably because it never reached a high enough metallicity before all star formation stopped. It might also be because Sculptor stopped forming stars before the feedback of s-process elements from AGB stars became important to the chemical enrichment.

In Fig. 6 we consider the evolution of $[Fe/H]$ in the same galaxies shown in Figure 4, i.e., Sculptor dSph, Fornax dSph and the Large Magellanic Cloud. In Fig. 4 we show colour-colour diagrams coming from 2MASS data for each of the galaxies. The physical region sampled is the same for Sculptor & Fornax (1 deg; which is about the distance to the tidal radius). This region is a smaller fraction of the whole galaxy for the

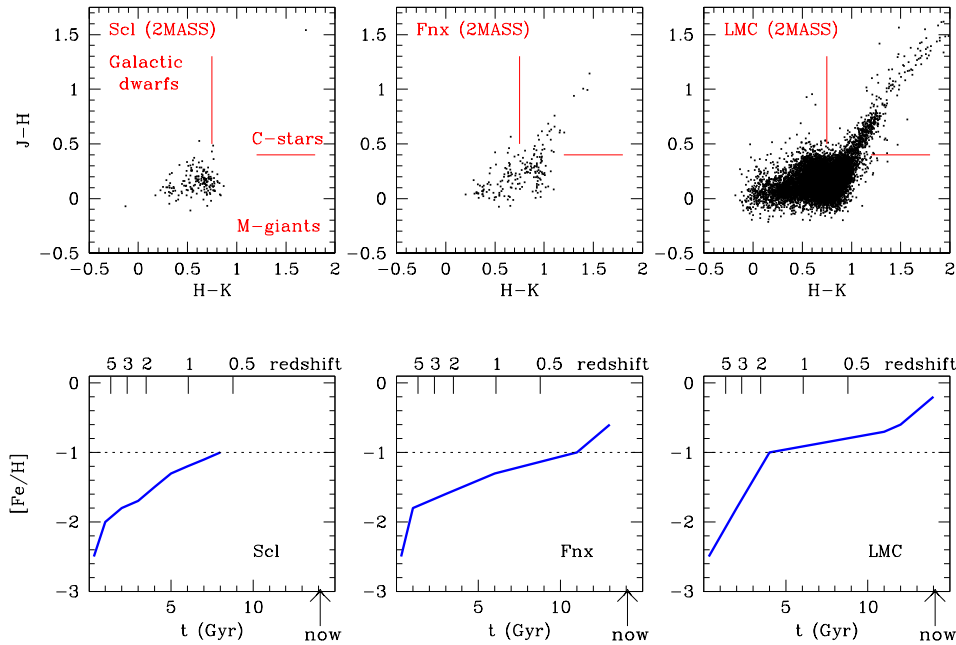


Figure 6. For the same galaxies shown in Fig. 5 the metallicity-age relations are shown, as are the colour-colour diagrams which clearly show the numbers of AGB (C-stars) present. The age-metallicity relations come from de Boer et al., in prep for Sculptor; Battaglia et al. (2006) for Fornax and Pagel & Tautvaišienė (1998); Hill et al. (2000) for LMC. The Infra-red data are all selected from 2MASS (only those stars with AAA quality flags), in a region that corresponds to the tidal radius of Scl and Fnx, and within the central 1 degree of the LMC.

LMC. Clearly the LMC is a larger, more luminous (with a higher peak star formation rate) galaxy than the other two, and the LMC also contains many more AGB stars.

The variation in the number of AGB stars seen in these nearby galaxies may be due to the different masses, sizes and/or luminosities of the systems, but there is also likely to be a significant effect due to metallicity. It can be seen that the galaxy that never forms stars with $[\text{Fe}/\text{H}] > -1$ (e.g., Sculptor, see Fig. 6) also appears to contain no AGB (C-stars) and no sign of enrichment by these stars during its star formation history (e.g., Fig. 5). Of course Sculptor also stopped forming stars around 6 Gyrs ago, and for several Gyr before this it formed stars at a very low rate (see de Boer et al., in prep), thus it might be a case of low number statistics. But Leo A is a galaxy with a similar luminosity to Sculptor, and a current metallicity (from H II region spectroscopy) which is similar to the average metallicity found in Sculptor. Leo A also formed most of its stars over the last 5 Gyrs and yet there are very few, if any, AGB in Leo A (see Fig. 4).

4. Conclusions

It is clear that AGB stars can play a very significant role in the chemical evolution of a galaxy, especially a dwarf galaxy. A dwarf galaxy with an extended star formation

history will likely be highly sensitive to the chemical enrichment created by the relatively slow and steady stellar winds from AGB stars. In small galaxies Supernovae may drive mass and metals entirely out of the galaxy, but stellar winds from AGB stars probably will not. The effect of AGB stars is likely to be dependent upon the time scale over which star formation occurred. The products of these stellar winds must be returned to the ISM on a time frame consistent with the subsequent star formation episodes in a galaxy to have an impact on the chemical evolution. From the lack of AGB stars in very metal poor systems it also seems likely that the [Fe/H] plays a role in the evolution of AGB star populations. It seems to be more difficult to produce metal poor AGB stars, and also to measure any effect in the abundance ratios that may come from them.

In this review I have just touched upon the connections that can be made between the AGB star properties of nearby galaxies and their star formation histories and metallicities. These results are likely to be placed on much more quantitative basis in the coming years as more and more wide-field near-IR and optical imaging and spectroscopic surveys are carried out for both nearby and more distant galaxies. It is clear that to sort out the complex and intertwined effects of star formation, stellar winds, supernovae explosions and their effect on the ISM we need to use information from a variety of sources that are sensitive to different time scales, and different physical processes. This means that we need to combine information from optical imaging (SFHs) and spectroscopy (abundances) with IR imaging and spectroscopy to get the full story.

Acknowledgments. I would like to thank Mike Irwin for useful conversations and letting me use his unpublished IR data. I would also like to thank the organisers for inviting me to this most interesting meeting, and NWO for funding my trip, through a VICI grant.

References

- Aloisi, A., Clementini, G., Tosi, M., Annibali, F., Contreras, R., Fiorentino, G., Mack, J., Marconi, M., Musella, I., Saha, A., Sirianni, M., & van der Marel, R. P. 2007, *ApJ*, 667, L151
- Aparicio, A., & Gallart, C. 2004, *AJ*, 128, 1465
- Battaglia, G., Helmi, A., Tolstoy, E., Irwin, M., Hill, V., & Jablonka, P. 2008a, *ApJ*, 681, L13
- Battaglia, G., Irwin, M., Tolstoy, E., Hill, V., Helmi, A., Letarte, B., & Jablonka, P. 2008b, *MNRAS*, 383, 183
- Battaglia, G., Tolstoy, E., Helmi, A., Irwin, M. J., Letarte, B., Jablonka, P., Hill, V., Venn, K. A., Shetrone, M. D., Arimoto, N., Primas, F., Kaufer, A., Francois, P., Szeifert, T., Abel, T., & Sadakane, K. 2006, *A&A*, 459, 423
- Belokurov, V., Zucker, D. B., Evans, N. W., Kleyna, J. T., Koposov, S., Hodgkin, S. T., Irwin, M. J., Gilmore, G., Wilkinson, M. I., Fellhauer, M., Bramich, D. M., Hewett, P. C., Vidrih, S., De Jong, J. T. A., Smith, J. A., Rix, H.-W., Bell, E. F., Wyse, R. F. G., Newberg, H. J., Mayeur, P. A., Yanny, B., Rockosi, C. M., Gnedin, O. Y., Schneider, D. P., Beers, T. C., Barentine, J. C., Brewington, H., Brinkmann, J., Harvanek, M., Kleinman, S. J., Krzesinski, J., Long, D., Nitta, A., & Snedden, S. A. 2007, *ApJ*, 654, 897
- Binggeli, B. 1994, in *Dwarf Galaxies*, edited by G. Meylan, & P. Prugniel, 13
- Brown, T. M., Ferguson, H. C., Smith, E., Kimble, R. A., Sweigart, A. V., Renzini, A., Rich, R. M., & VandenBerg, D. A. 2003, *ApJ*, 592, L17
- Cignoni, M., & Tosi, M. 2010, *Advances in Astronomy*, 2010
- Cioni, M., & Habing, H. J. 2003, *A&A*, 402, 133
- Cole, A. A., Skillman, E. D., Tolstoy, E., Gallagher, J. S., III, Aparicio, A., Dolphin, A. E., Gallart, C., Hidalgo, S. L., Saha, A., Stetson, P. B., & Weisz, D. R. 2007, *ApJ*, 659, L17

- Dolphin, A. E., Weisz, D. R., Skillman, E. D., & Holtzman, J. A. 2005, ArXiv Astrophysics e-prints. arXiv:astro-ph/0506430
- Fiorentino, G., Monachesi, A., Trager, S. C., Lauer, T. R., Saha, A., Mighell, K. J., Freedman, W., Dressler, A., Grillmair, C., & Tolstoy, E. 2010, ApJ, 708, 817
- Fraternali, F., Tolstoy, E., Irwin, M. J., & Cole, A. A. 2009, A&A, 499, 121
- Girardi, L., Williams, B. F., Gilbert, K. M., Rosenfield, P., Dalcanton, J. J., Marigo, P., Boyer, M. L., Dolphin, A., Weisz, D. R., Melbourne, J., Olsen, K. A. G., Seth, A. C., & Skillman, E. 2010, ApJ, 724, 1030
- Grocholski, A. J., Aloisi, A., van der Marel, R. P., Mack, J., Annibali, F., Angeretti, L., Greggio, L., Held, E. V., Romano, D., Sirianni, M., & Tosi, M. 2008, ApJ, 686, L79
- Gullieuszik, M., Held, E. V., Rizzi, L., Saviane, I., Momany, Y., & Ortolani, S. 2007, A&A, 467, 1025
- Harris, J., & Zaritsky, D. 2009, AJ, 138, 1243
- Hill, V., François, P., Spite, M., Primas, F., & Spite, F. 2000, A&A, 364, L19
- Holtzman, J. A., Afonso, C., & Dolphin, A. 2006, ApJS, 166, 534
- Holtzman, J. A., Gallagher, J. S., III, Cole, A. A., Mould, J. R., Grillmair, C. J., Ballester, G. E., Burrows, C. J., Clarke, J. T., Crisp, D., Evans, R. W., Griffiths, R. E., Hester, J. J., Hoessel, J. G., Scowen, P. A., Stapelfeldt, K. R., Trauger, J. T., & Watson, A. M. 1999, AJ, 118, 2262
- Hurley-Keller, D., Mateo, M., & Nemeč, J. 1998, AJ, 115, 1840
- Kormendy, J. 1985, ApJ, 295, 73
- Letarte, B., Hill, V., Tolstoy, E., Jablonka, P., Shetrone, M., Venn, K. A., Spite, M., Irwin, M. J., Battaglia, G., Helmi, A., Primas, F., François, P., Kaufer, A., Szeifert, T., Arimoto, N., & Sadakane, K. 2010, A&A, 523, A17+
- Lewis, G. F., Ibata, R. A., Chapman, S. C., McConnachie, A., Irwin, M. J., Tolstoy, E., & Tanvir, N. R. 2007, MNRAS, 375, 1364
- Lynds, R., Tolstoy, E., O'Neil, E. J., Jr., & Hunter, D. A. 1998, AJ, 116, 146
- Mateo, M. 2008, The Messenger, 134, 3
- McQuinn, K. B. W., Skillman, E. D., Cannon, J. M., Dalcanton, J., Dolphin, A., Hidalgo-Rodríguez, S., Holtzman, J., Stark, D., Weisz, D., & Williams, B. 2010, ApJ, 721, 297
- Monachesi, A., Trager, S. C., Lauer, T. R., Freedman, W., Dressler, A., Grillmair, C., & Mighell, K. J. 2010, Accepted for publication in ApJ, ArXiv e-prints. 1011.0582
- Monelli, M., Hidalgo, S. L., Stetson, P. B., Aparicio, A., Gallart, C., Dolphin, A. E., Cole, A. A., Weisz, D. R., Skillman, E. D., Bernard, E. J., Mayer, L., Navarro, J. F., Cassisi, S., Drozdovsky, I., & Tolstoy, E. 2010, ApJ, 720, 1225
- Pagel, B. E. J., & Tautvaisiene, G. 1998, MNRAS, 299, 535
- Pompéia, L., Hill, V., Spite, M., Cole, A., Primas, F., Romaniello, M., Pasquini, L., Cioni, M., & Smecker Hane, T. 2008, A&A, 480, 379
- Shetrone, M., Venn, K. A., Tolstoy, E., Primas, F., Hill, V., & Kaufer, A. 2003, AJ, 125, 684
- Skillman, E. D. 2007, in Groups of Galaxies in the Nearby Universe, edited by I. Saviane, V. D. Ivanov, & J. Borissova, 21
- Skillman, E. D., Tolstoy, E., Cole, A. A., Dolphin, A. E., Saha, A., Gallagher, J. S., Dohm-Palmer, R. C., & Mateo, M. 2003, ApJ, 596, 253
- Smecker-Hane, T. A., Cole, A. A., Gallagher, J. S., III, & Stetson, P. B. 2002, ApJ, 566, 239
- Starkenburger, E., Hill, V., Tolstoy, E., González Hernández, J. I., Irwin, M., Helmi, A., Battaglia, G., Jablonka, P., Tafelmeyer, M., Shetrone, M., Venn, K., & de Boer, T. 2010, A&A, 513, A34+
- Tammann, G. A. 1994, in Dwarf Galaxies, edited by G. Meylan, & P. Prugniel, 3
- Tolstoy, E., Hill, V., & Tosi, M. 2009, ARA&A, 47, 371
- Tolstoy, E., Irwin, M. J., Cole, A. A., Pasquini, L., Gilmozzi, R., & Gallagher, J. S. 2001, MNRAS, 327, 918
- van Zee, L., Skillman, E. D., & Haynes, M. P. 2006, ApJ, 637, 269
- Venn, K. A., Irwin, M., Shetrone, M. D., Tout, C. A., Hill, V., & Tolstoy, E. 2004, AJ, 128, 1177