

March 23, 2022

Polarization of $B \rightarrow VV$: experimental status

GEORGES VASSEUR

*CEA, Irfu, SPP, Centre de Saclay
F-91191 Gif-sur-Yvette, France*

The experimental status of the polarization measurements in B to charmless vector-vector decays by both the Belle and *BABAR* experiments is reviewed. The results obtained in related vector-tensor, axial vector-vector, and axial vector-axial vector modes are also given.

Proceedings of

CKM2010, the 6th International Workshop
on the CKM Unitarity Triangle,
University of Warwick, UK,
6–10 September 2010

1 Introduction

The amplitude for a spin zero B meson decaying into two spin one vector mesons is the sum of three amplitudes. The common helicity of the two vector mesons can be 0, +1, or -1, corresponding to the longitudinal amplitude A_0 and the transverse amplitudes A_{+1} and A_{-1} . (A_0, A_{+1}, A_{-1}) defines the helicity basis. In the transversity basis $(A_0, A_{\parallel}, A_{\perp})$, with $A_{\parallel} = \frac{A_{+1}+A_{-1}}{\sqrt{2}}$ and $A_{\perp} = \frac{A_{+1}-A_{-1}}{\sqrt{2}}$, for CP eigenstates, the A_0 and A_{\parallel} amplitudes are CP-even, while A_{\perp} is CP-odd.

Naively, due to the V-A structure of the standard model (SM), A_0 is expected to be dominant, while A_{+1} is suppressed by a factor m_V/m_B (as well as A_{\parallel} and A_{\perp}) and A_{-1} is further suppressed by a factor $(m_V/m_B)^2$. But the naive expectation is not always verified experimentally, in particular for penguin dominated decays. Several theoretical explanations have been proposed either within SM, such as penguin annihilation diagrams or rescattering, or outside SM [1].

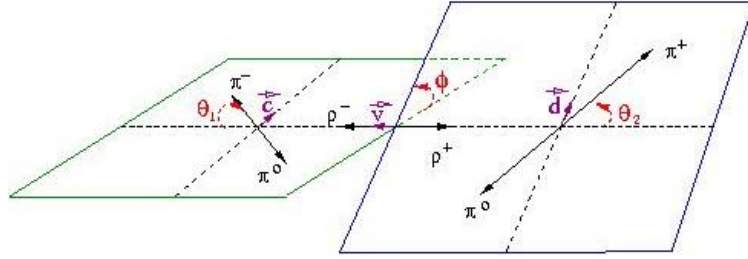


Figure 1: The three observables of the angular analysis: θ_1 , θ_2 and ϕ .

The polarization parameters can be extracted using the angular distribution of the decay products of the vector mesons. The three physical observables are illustrated in Figure 1 in the case of the $B^0 \rightarrow \rho^+ \rho^-$ decay. The helicity angles θ_1 and θ_2 are the angles between the direction of one of the vector meson decay product and the opposite of the B direction in the vector meson rest frame, while ϕ is the angle between the two vector meson decay planes. What we want to measure are the fractions $f_{L,\parallel,\perp} = \frac{|A_{0,\parallel,\perp}|^2}{|A_0|^2 + |A_{\parallel}|^2 + |A_{\perp}|^2}$ of the three partial amplitudes (with $f_L + f_{\parallel} + f_{\perp} = 1$) and the phases $\phi_{\parallel,\perp} = \arg(A_{\parallel,\perp} A_0^*)$ of each of the transverse amplitudes with respect to the longitudinal one. The differential decay rate is the sum of six terms.

$$\begin{aligned} \frac{8\pi}{9\Gamma} \frac{d^3\Gamma}{d \cos \theta_1 d \cos \theta_2 d\phi} &= f_L \cos^2 \theta_1 \cos^2 \theta_2 + \frac{1}{4} (1 - f_L) \sin^2 \theta_1 \sin^2 \theta_2 \\ &+ \frac{1}{4} (f_{\parallel} - f_{\perp}) \sin^2 \theta_1 \sin^2 \theta_2 \cos 2\phi - \frac{1}{2} \sqrt{f_{\perp} f_{\parallel}} \sin(\phi_{\perp} - \phi_{\parallel}) \sin^2 \theta_1 \sin^2 \theta_2 \sin 2\phi \\ &+ \frac{1}{2\sqrt{2}} \sqrt{f_{\parallel} f_L} \cos \phi_{\parallel} \sin 2\theta_1 \sin 2\theta_2 \cos \phi - \frac{1}{2\sqrt{2}} \sqrt{f_{\perp} f_L} \sin \phi_{\perp} \sin 2\theta_1 \sin 2\theta_2 \sin \phi . \end{aligned}$$

The first two terms depend only on f_L and have the usual cosine (sine) square dependence on θ_1 and θ_2 for the longitudinal (transverse) part. Both are flat in ϕ . If we integrate over ϕ , the last four terms, which depend also on $f_{\parallel,\perp}$ and $\phi_{\parallel,\perp}$, disappear.

This leads to the two types of angular analyses that have been performed. Integrating over the ϕ angle, we measure only the fraction of longitudinal polarization: this is the partial angular analysis. With enough statistics, a full angular analysis can be performed using the three observables θ_1 , θ_2 , and also ϕ , to measure not only f_L , but also f_{\perp} , ϕ_{\parallel} , and ϕ_{\perp} . Other parameters can also be measured such as the overall phase δ_0 and the direct CP asymmetries between B and \bar{B} on these five parameters.

2 Measurements

BABAR and Belle have measured f_L in various charmless B decays. The experimental results with statistical and systematic errors, as well as the number of $B\bar{B}$ pairs used in the analyses, are summarized in Table 1.

For the tree dominated $B \rightarrow \rho\rho$ decay modes, the fraction of longitudinal polarization is found to be very close to 100%, respectively 99% in *BABAR* and 94% in Belle for $\rho^+\rho^-$ and 95% in $\rho^+\rho^0$ for both experiments [2]. So the naive picture holds in this case. For the $\rho^0\rho^0$ mode, whose tree diagram is color suppressed and branching ratio is a lot smaller, *BABAR* has found a somewhat smaller value of 75% for f_L [3].

In the $B^+ \rightarrow \omega\rho^+$ mode, which is also tree dominated, the helicity angle distributions for the signal, shown in Figure 2, are consistent with a dominant longitudinal polarization. f_L is found by *BABAR* to be 90% [4], close to 100% as in $B \rightarrow \rho\rho$.

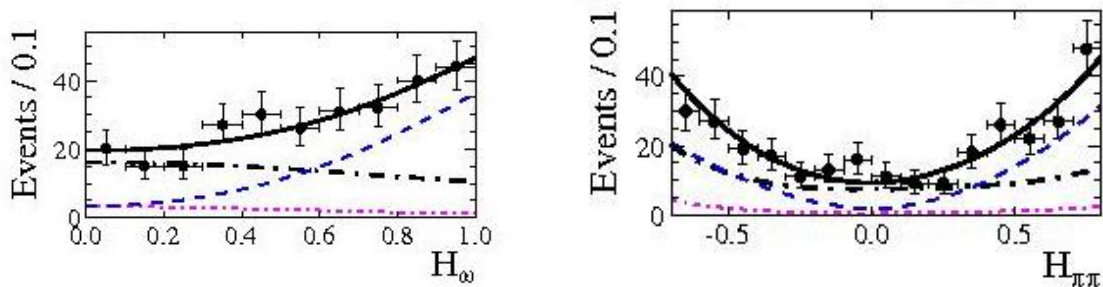


Figure 2: Distribution of the ω (left) and ρ (right) helicity angles in $B^+ \rightarrow \omega\rho^+$. Points represent data, solid curves the fit function projections, dashed, dotted-dashed, and long dashed-dotted curves the signal, $b \rightarrow c$ background, and total background.

But for the $B \rightarrow \phi K^*$ penguin dominated decays, both experiments measure a fraction of longitudinal polarization close to 50%: 49% for *BABAR* and 45% for Belle for $B^0 \rightarrow \phi K^{*0}$ and 49% for *BABAR* and 52% for Belle for $B^+ \rightarrow \phi K^{*+}$ [5]. This deviates from the naive expectation: it is referred as the polarization puzzle.

| Mode | BABAR | | Belle | |
|---------------------------------------|-------------------------------------|----------------|-------------------------------------|----------------|
| | f_L | $N_{B\bar{B}}$ | f_L | $N_{B\bar{B}}$ |
| $B^0 \rightarrow \rho^+ \rho^-$ | $0.99 \pm 0.02 \pm_{-0.01}^{+0.03}$ | 383M | $0.94 \pm 0.04 \pm 0.03$ | 535M |
| $B^+ \rightarrow \rho^+ \rho^0$ | $0.95 \pm 0.02 \pm 0.01$ | 465M | $0.95 \pm 0.11 \pm 0.02$ | 85M |
| $B^0 \rightarrow \rho^0 \rho^0$ | $0.75 \pm_{-0.14}^{+0.11} \pm 0.05$ | 465M | | |
| $B^+ \rightarrow \omega \rho^+$ | $0.90 \pm 0.05 \pm 0.03$ | 465M | | |
| $B^0 \rightarrow \phi K^{*0}$ | $0.49 \pm 0.03 \pm 0.01$ | 465M | $0.45 \pm 0.05 \pm 0.02$ | 275M |
| $B^+ \rightarrow \phi K^{*+}$ | $0.49 \pm 0.05 \pm 0.03$ | 384M | $0.52 \pm 0.08 \pm 0.03$ | 275M |
| $B^+ \rightarrow K^{*0} \rho^+$ | $0.52 \pm 0.10 \pm 0.04$ | 232M | $0.43 \pm 0.11 \pm_{-0.02}^{+0.05}$ | 275M |
| $B^0 \rightarrow K^{*0} \rho^0$ | $0.57 \pm 0.09 \pm 0.08$ | 232M | | |
| $B^0 \rightarrow \omega K^{*0}$ | $0.72 \pm 0.14 \pm 0.02$ | 465M | $0.56 \pm 0.29 \pm_{-0.08}^{+0.18}$ | 657M |
| $B^+ \rightarrow \omega K^{*+}$ | $0.41 \pm 0.18 \pm 0.05$ | 465M | | |
| $B^0 \rightarrow K^{*0} \bar{K}^{*0}$ | $0.80 \pm 0.11 \pm 0.06$ | 383M | | |
| $B^+ \rightarrow K^{*+} \bar{K}^{*0}$ | $0.75 \pm_{-0.26}^{+0.16} \pm 0.03$ | 467M | | |
| $B^0 \rightarrow \phi K_2^{*0}$ | $0.90 \pm 0.05 \pm 0.04$ | 465M | | |
| $B^+ \rightarrow \phi K_2^{*+}$ | $0.80 \pm 0.10 \pm 0.03$ | 465M | | |
| $B^0 \rightarrow \omega K_2^{*0}$ | $0.45 \pm 0.12 \pm 0.02$ | 465M | | |
| $B^+ \rightarrow \omega K_2^{*+}$ | $0.56 \pm 0.10 \pm 0.04$ | 465M | | |
| $B^+ \rightarrow \phi K_1^+$ | $0.46 \pm 0.13 \pm 0.07$ | 465M | | |
| $B^0 \rightarrow a_1^+ a_1^-$ | $0.31 \pm 0.22 \pm 0.10$ | 465M | | |

Table 1: Measurements of the fraction of longitudinal polarization f_L .

The branching ratios in the $B \rightarrow \phi K^*$ modes, about 10^{-5} , are large enough. So a full angular analysis has been performed by Belle and BABAR [5]. The results, shown in Table 2, are very similar between $B^0 \rightarrow \phi K^{*0}$ and $B^+ \rightarrow \phi K^{*+}$ modes. The fraction of orthogonal transverse polarization is found to be about 20%: 21% for BABAR and 30% for Belle in $B^0 \rightarrow \phi K^{*0}$ and 21% for BABAR and 19% for Belle in $B^+ \rightarrow \phi K^{*+}$. So f_\perp and f_\parallel are of the same order, which is consistent with the naive expectation. Furthermore a phase of about 2.4 radians is found for the two transverse amplitudes with respect to the longitudinal one by both experiments. That means that the two transverse amplitudes have a phase difference between them compatible with zero, but have non trivial phases with respect to the longitudinal amplitude. Finally, all the direct CP parameters have been measured to be compatible with zero.

There are other decay modes dominated by penguin diagrams, such as $B \rightarrow K^* \rho$ and $B \rightarrow \omega K^*$. The fraction of longitudinal polarization is measured by BABAR to be 52% for $K^{*0} \rho^+$ and 57% for $K^{*0} \rho^0$ while Belle obtains 43% in $K^{*0} \rho^+$ [6]. Branching ratios are smaller in $B \rightarrow \omega K^*$ so the precision is worse, but the values found for f_L , 56% for ωK^{*0} in Belle and 72% for ωK^{*0} and 41% for ωK^{*+} in BABAR [4] are again close to 50%, as for all studied decays dominated by the $b \rightarrow s$ penguin.

| | BABAR | Belle |
|-------------------------------|--------------------------|--------------------------|
| $B^0 \rightarrow \phi K^{*0}$ | | |
| f_{\perp} | $0.21 \pm 0.03 \pm 0.01$ | $0.30 \pm 0.06 \pm 0.02$ |
| ϕ_{\parallel} | $2.40 \pm 0.13 \pm 0.08$ | $2.39 \pm 0.24 \pm 0.04$ |
| ϕ_{\perp} | $2.35 \pm 0.13 \pm 0.09$ | $2.51 \pm 0.23 \pm 0.04$ |
| $B^+ \rightarrow \phi K^{*+}$ | | |
| f_{\perp} | $0.21 \pm 0.05 \pm 0.02$ | $0.19 \pm 0.08 \pm 0.02$ |
| ϕ_{\parallel} | $2.47 \pm 0.20 \pm 0.07$ | $2.10 \pm 0.28 \pm 0.04$ |
| ϕ_{\perp} | $2.69 \pm 0.20 \pm 0.03$ | $2.31 \pm 0.30 \pm 0.07$ |

Table 2: Results of the full angular analysis in $B \rightarrow \phi K^*$.

The $b \rightarrow d$ penguin decay, $B \rightarrow K^* K^*$, has an even smaller branching ratio. *BABAR* measures f_L to be 80% for $K^{*0} \bar{K}^{*0}$ and 75% for $K^{*+} \bar{K}^{*0}$ [7]. Though the errors are large, this is an indication that f_L seems to be larger in $b \rightarrow d$ penguin than in $b \rightarrow s$ penguin: it may be another polarization puzzle.

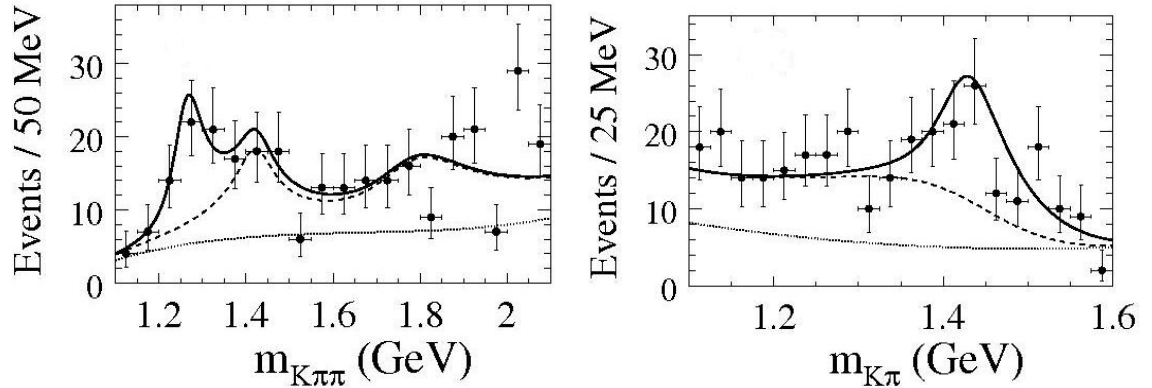


Figure 3: Distribution of the $K\pi\pi$ mass (left) and $K\pi$ mass (right) in the $B^+ \rightarrow \phi K^{*+}$ analysis. Points represent data, solid curves the full fit function projections, dotted curves the combinatorial background only, and dashed curves the full fit excluding the $B^0 \rightarrow \phi K_1^0(1270)$ signal (left) and the $B^+ \rightarrow \phi K_2^{*+}(1430)$ signal (right).

Using higher K^* resonances, shown in Figure 3, *BABAR* has found a fraction of longitudinal polarization close to 50% in the $B^0 \rightarrow \phi K_1^0(1270)$ vector-axial vector mode [5] and in the $B^0 \rightarrow \omega K_2^{*0}(1430)$ and $B^+ \rightarrow \omega K_2^{*+}(1430)$ vector-tensor modes [4], but in contrast a large value of f_L in the vector-tensor modes $B^0 \rightarrow \phi K_2^{*0}(1430)$ and $B^+ \rightarrow \phi K_2^{*+}(1430)$ [5]. This is another puzzle. Finally $B^0 \rightarrow a_1^+ a_1^-$ was the first axial vector-axial vector to be measured. *BABAR* obtained a value of f_L in the lower range [8].

3 Summary

Many vector-vector channels have been measured by Belle and *BABAR* during the past years. Vector-tensor, axial vector-vector and axial vector-axial vector modes have also been studied. And a full angular analysis has been performed for the ϕK^* modes. There are still several polarization puzzles to understand.

In summary, the fraction of longitudinal polarization is found to be large, closer to 100%, for the tree dominated $\rho\rho$ and $\omega\rho$ decays, for the $b \rightarrow d$ penguin K^*K^* modes and the vector-tensor $\phi K_2^*(1430)$ modes, while it is measured closer to 50% for the $b \rightarrow s$ penguin dominated ϕK^* , ρK^* , and ωK^* modes, as well as the $\omega K_2^*(1430)$ vector-tensor mode, the $\phi K_1(1270)$ vector-axial vector mode and the $a_1 a_1$ axial vector-axial vector mode.

What are the experimental perspectives? Belle and Babar have still further ongoing analyses. In the next few years, LHCb will bring new information, in particular for the B_s to vector-vector decays. In the longer term a super flavor factory could study very rare vector-vector modes.

References

- [1] A. Kagan, Phys. Lett. B 601, 151 (2004).
- [2] Belle Collaboration, J. Zhang *et al.*, Phys. Rev. Lett. 91, 221801 (2003);
Belle Collaboration, A. Somov *et al.*, Phys. Rev. Lett. 96, 171801 (2006);
BABAR Collaboration, B. Aubert *et al.*, Phys. Rev. D 76, 052007 (2007);
BABAR Collaboration, B. Aubert *et al.*, Phys. Rev. Lett. 102, 141802 (2009).
- [3] *BABAR* Collaboration, B. Aubert *et al.*, Phys. Rev. D 78, 071104 (2008).
- [4] Belle Collaboration, P. Goldenzweig *et al.*, Phys. Rev. Lett. 101, 231801 (2008);
BABAR Collaboration, B. Aubert *et al.*, Phys. Rev. D 79, 052005 (2009).
- [5] Belle Collaboration, K.-F. Chen *et al.*, Phys. Rev. Lett. 94, 221804 (2005);
BABAR Collaboration, B. Aubert *et al.*, Phys. Rev. Lett. 99, 201802 (2007);
BABAR Collaboration, B. Aubert *et al.*, Phys. Rev. D 78, 092008 (2008);
BABAR Collaboration, B. Aubert *et al.*, Phys. Rev. Lett. 101, 161801 (2008).
- [6] Belle Collaboration, J. Zhang *et al.*, Phys. Rev. Lett. 95, 141801 (2005);
BABAR Collaboration, B. Aubert *et al.*, Phys. Rev. Lett. 97, 201801 (2006).
- [7] *BABAR* Collaboration, B. Aubert *et al.*, Phys. Rev. Lett. 100, 081801 (2008);
BABAR Collaboration, B. Aubert *et al.*, Phys. Rev. D 79, 051102 (2009).
- [8] *BABAR* Collaboration, B. Aubert *et al.*, Phys. Rev. D 80, 092007 (2009).