

**ANGULAR DISTRIBUTION AND ROTATIONS OF FRAME
IN VECTOR MESON DECAYS INTO LEPTON PAIRS**

Sandro Palestini
CERN, 1211 Geneva 23, Switzerland

Abstract

We discuss how the angular distribution of lepton pairs from decays of vector mesons depends on the choice of reference frame, and provide a geometrical description of the transformations of the coefficients of the angular distribution. Invariant expressions involving all coefficients are discussed, together with bounds and consistency relations.

1 Introduction

The study of the angular distribution of lepton pairs in hadron collisions allowed the test of the Drell-Yan model [1, 2] and of its corrections in perturbative QCD [3], and verified the electro-weak couplings of W and Z bosons. More recently, angular distributions have been suggested in order to discriminate among different production models for $q\bar{q}$ states [4, 5, 6] in hadron collisions.

Available results on $c\bar{c}$ and $b\bar{b}$ resonances [7, 8, 9, 10] do not provide a complete and consistent picture [4, 11]. This is in part due to limited acceptance ranges, which prevent a full analysis of the polarization of the resonance, and also to different choices of reference system. New data from LHC is eagerly awaited.

Recent studies [11, 12] have discussed the relevance of taking directly into account properties related to the description of the process in different frames, and have specified rotation-invariant quantities that provide information on intrinsic, frame independent properties of the polarization of the $q\bar{q}$ state.

The work presented here extends along the same direction, under the assumption of parity conservation. We provide a geometrical description of the transformation of the different terms of the angular distribution, and specify new invariant quantities that relate all the components. We also establish physical bounds and consistency relations among all terms of the angular distribution.

2 Angular distributions and rotations of frame

The angular distribution of the lepton pair in its rest frame is described by:

$$dN/d\Omega = [1 + \lambda_\theta \cos^2\theta + \lambda_\phi \sin^2\theta \cos(2\phi) + \lambda_{\theta\phi} \sin(2\theta) \cos\phi]/(1 + \lambda_\theta/3) . \quad (1)$$

Here θ and ϕ identify as usual the direction of the positive lepton, with $\phi=0$ corresponding to the production plane of the vector meson. In hadron collisions, different choices have been made for the axis z , including those that approximate the collision axis, like the Collins-Soper (CS) frame [2] and the t -channel/Gottfried-Jackson frame [13], or the helicity (H) frame, that selects the direction of the pair in the c.m. system of the collision. Equation (1) makes the assumption of parity conservation and symmetry for reflection on the production plane, and its validity covers both the case of elementary processes, where the coefficients λ_θ , λ_ϕ and $\lambda_{\theta\phi}$ are directly related to the helicity amplitudes of the vector meson, or the case of different, uncorrelated processes contributing to the angular distribution.

A change of frame (*e.g.*: between CS and H) corresponds to a rotation about the y -axis. Under a rotation by δ the functional dependences in (1) are preserved if the coefficients of the angular distribution are transformed as:

$$\begin{aligned} 1 &\Rightarrow 1 + \frac{1}{2} \sin^2\delta \cdot (\lambda_\theta - \lambda_\phi) + \frac{1}{2} \sin(2\delta) \cdot \lambda_{\theta\phi} &= N \\ \lambda_\theta &\Rightarrow \left(1 - \frac{3}{2} \sin^2\delta\right) \cdot \lambda_\theta + \frac{3}{2} \sin^2\delta \cdot \lambda_\phi - \frac{3}{2} \sin(2\delta) \cdot \lambda_{\theta\phi} &= N \lambda'_\theta \\ \lambda_\phi &\Rightarrow \left(1 - \frac{1}{2} \sin^2\delta\right) \cdot \lambda_\phi + \frac{1}{2} \sin^2\delta \cdot \lambda_\theta + \frac{1}{2} \sin(2\delta) \cdot \lambda_{\theta\phi} &= N \lambda'_\phi \\ \lambda_{\theta\phi} &\Rightarrow \cos(2\delta) \cdot \lambda_{\theta\phi} + \frac{1}{2} \sin(2\delta) \cdot (\lambda_\theta - \lambda_\phi) &= N \lambda'_{\theta\phi} , \end{aligned} \quad (2)$$

where N enters as a change in the normalization.

From (2) we see that we can always define a rotation to a frame in which $\lambda_{\theta\phi} = 0$, by means of a rotation by the angle δ° (or $\delta^\circ + \pi$) satisfying:

$$\tan(2\delta^\circ) = -2 \lambda_{\theta\phi}/(\lambda_\theta - \lambda_\phi) .$$

3 Properties in the oriented frame

If $\lambda_{\theta\phi}=0$ the reference frame is *oriented* along the principal axes of symmetry of the angular distribution. We shall first discuss properties of the components of the angular distribution for this choice of frame. Particular cases of angular distribution include: (a) *longitudinal* polarization along the z -axis ($\lambda_{\theta}=-1$, $\lambda_{\phi}=\lambda_{\theta\phi}=0$):

$$dN/d\Omega_{\text{Long-}z} = \frac{3}{2}(1 - \cos^2\theta) = \frac{3}{2}(1 - \hat{z}^2) = \frac{3}{2}(\hat{x}^2 + \hat{y}^2);$$

(b) *transverse(-z)* polarization, which conventionally refers to the case $\lambda_{\theta}=+1$, $\lambda_{\phi}=\lambda_{\theta\phi}=0$ and is described by:

$$dN/d\Omega_{\text{Trans-}z} = \frac{3}{4}(1 + \cos^2\theta) = \frac{3}{4}(1 + \hat{z}^2).$$

Transverse polarization implies that the contributing processes select the vector meson in a state of definite helicity ($J_z=+1$ or $J_z=-1$) along the same axis z . Neglecting the mass of the leptons, the pairs have always $J_{z'}=\pm 1$ along their axis, and the $1 + \cos^2\theta$ distribution is determined by the sum of the squares of the d_{+1+1}^1 and d_{-1+1}^1 terms in the Wigner matrix. Similarly, the longitudinal polarization corresponds to $J_z=0$ along the same axis for all contributing processes.

The transverse(- z) angular distribution can be expressed as a sum of longitudinal- x and longitudinal- y distributions:

$$dN/d\Omega_{\text{Trans-}z} = \frac{3}{4}(1 + \hat{z}^2) = \frac{3}{4}(2 - \hat{x}^2 - \hat{y}^2) = \frac{1}{2} dN/d\Omega_{\text{Long-}x} + \frac{1}{2} dN/d\Omega_{\text{Long-}y}.$$

A similar relation can be written for any angular distribution described in the oriented frame. In fact, terms proportional to $\hat{x}\hat{y}$, $\hat{z}\hat{y}$ and $\hat{z}\hat{x}$ cannot be present because of the symmetry assumptions contained in (1) and in the definition of oriented frame. We therefore argue that any angular distribution in the oriented frame can be described by the sum of the three (longitudinal) contributions referred to the reference axes:

$$dN/d\Omega(a, b, c) = a \cdot dN/d\Omega_{\text{Long-}z} + b \cdot dN/d\Omega_{\text{Long-}x} + c \cdot dN/d\Omega_{\text{Long-}y}. \quad (3)$$

The coefficients a , b and c are non-negative and satisfy $a + b + c = 1$, so that we can choose b , c as independent variables and write:

$$0 \leq b \leq 1, \quad 0 \leq c \leq 1 - b. \quad (4)$$

Writing (3) explicitly and comparing with (1), we obtain the relations:

$$\begin{aligned} \lambda_{\theta} &= \frac{1 - 3a}{1 + a} = \frac{3(b + c) - 2}{2 - b - c}, \\ \lambda_{\phi} &= -\frac{b - c}{1 + a} = -\cos(2\chi) \frac{1 + \lambda_{\theta}}{2}, \end{aligned}$$

where $\chi = \arctan \sqrt{c/b}$. From these equations and the limits (4) we see that:¹⁾

$$|\lambda_{\theta}| \leq 1, \quad |\lambda_{\phi}| \leq \frac{1}{2}(1 + \lambda_{\theta}). \quad (5)$$

¹⁾ The limit on λ_{ϕ} could have also been obtained from (2) and requiring that $|\lambda'_{\theta}| \leq 1$ for any angle δ [12].

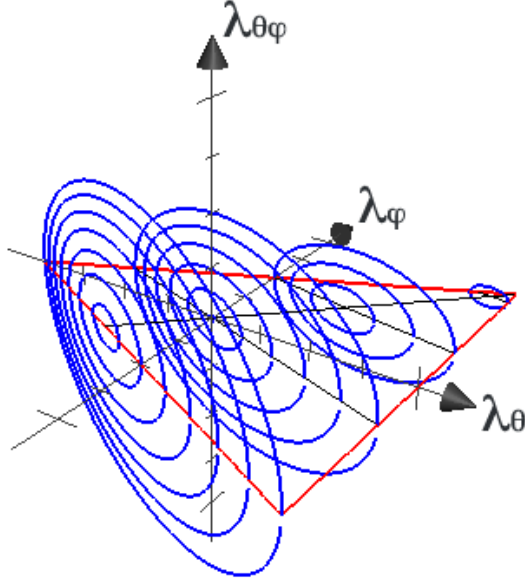


Figure 1: Ellipses of rotation in the space of the coefficients of the angular distribution. Four sets, corresponding to $\tilde{\lambda} = -1, 0, 3, 37$ (see Section 5) are drawn.

4 Frame rotations in the space of the coefficients

Applying the transformation (2) to sets of values on an oriented frame ($\lambda_{\theta\phi}=0$), we can analyze properties of the angular distribution in any frame. Figure 1 illustrates the transformation in the three-dimensional space of $(\lambda_\theta, \lambda_\phi, \lambda_{\theta\phi})$: the coefficients vary following closed loops, with mirror symmetry on the plane $\lambda_{\theta\phi} = 0$.

Before proving that the loops are ellipses (Section 6), we can list the following properties: (a) the loops are wound about the line: $\lambda_\theta = \lambda_\phi, \lambda_{\theta\phi}=0$; (b) they are contained in planes orthogonal to the plane $\lambda_{\theta\phi}=0$; (c) for each plane, the ellipsis of largest size is the one connecting the boundary lines $\lambda_\theta=1$ and $\lambda_\phi=+0.5(\lambda_\theta+1)$ on the plane $\lambda_{\theta\phi}=0$. Figure 2 shows the envelope of the ellipses of maximum size, which is a cone in the 3D space. Clearly, the limits (5) are valid in any frame and the range of $\lambda_{\theta\phi}$ depends on λ_θ and λ_ϕ .

The geometrical description illustrates properties of the dependence of the coefficients $\lambda_\theta, \lambda_\phi, \lambda_{\theta\phi}$ on the rotation angle δ that may not be immediately evident from the the transformations (2), including: (a) the maximum (minimum) of λ_θ coincides with the minimum (maximum) of λ_ϕ ; (b) the points above correspond to the zeroes of $\lambda_{\theta\phi}$; (c) the mid-range value of λ_θ coincide with that of λ_ϕ ; (d) the extremes $\pm|\lambda_{\theta\phi}|$ coincide with the mid-range values in $\lambda_\theta, \lambda_\phi$.

5 Invariant quantities

Intrinsic, frame-independent characteristics of the angular distribution are those linked to properties of the ellipses, and not depending on the position of the point as it moves along the loops when the reference frame is rotated about the y -axis. An example of invariant is the specification of the plane that contains a set of ellipses, which we can write as:

$$\lambda_\phi - 1 = -(\lambda_\theta + 3)/(3 + \tilde{\lambda}), \quad (6)$$

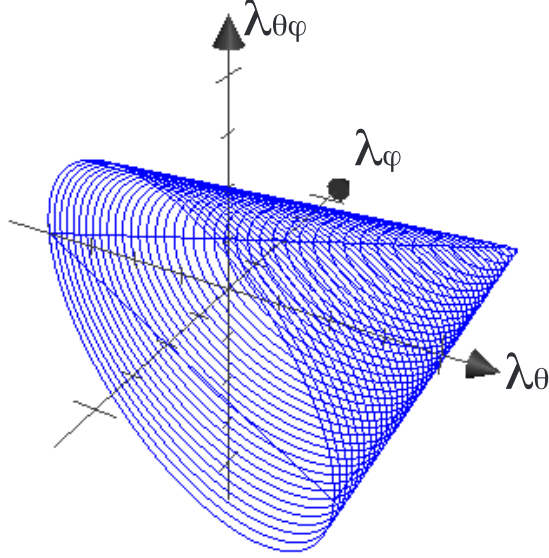


Figure 2: Envelope of the ellipses of maximum size.

where $\tilde{\lambda}$ is the invariant quantity discussed in reference [12], which we now interpret as the projection of the ellipses onto the plane $\lambda_{\theta\phi} = 0$. The invariance of (6) means that it remains valid, for the same value of $\tilde{\lambda}$, if the coefficients are transformed as in (2). In other words, $\tilde{\lambda} = (\lambda_{\theta} + 3\lambda_{\phi})/(1 - \lambda_{\phi})$ is an invariant expression.

Other expressions invariant for changes of frame may be associated to the size of the axes, or to the ranges in λ_{θ} , λ_{ϕ} and $\lambda_{\theta\phi}$. These invariants will involve all three coefficients of the angular distribution. An example is given by the differences $\Delta_{\pm} = (\lambda_{\theta}^e - \lambda_{\phi}^e)_{\pm}$, defined at the extremes of the ellipsis where $\lambda_{\theta\phi}^e = 0$, with \pm specifying the side with positive or negative value. Given any set of values $(\lambda_{\theta}, \lambda_{\phi}, \lambda_{\theta\phi})$, with $\Delta = \lambda_{\theta} - \lambda_{\phi}$, we find:

$$\Delta_{\pm} = \frac{\pm(\Delta^2 + 4\lambda_{\theta\phi}^2)}{(1 + \Delta/4)\sqrt{\Delta^2 + 4\lambda_{\theta\phi}^2} \mp (\Delta^2 + 4\lambda_{\theta\phi}^2)/4}. \quad (7)$$

The invariance of (7) corresponds to the invariance of the simpler expression:

$$\lambda^* \equiv \frac{1 + \Delta/4}{\sqrt{\Delta^2 + 4\lambda_{\theta\phi}^2}} = \frac{1 + (\lambda_{\theta} - \lambda_{\phi})/4}{\sqrt{(\lambda_{\theta} - \lambda_{\phi})^2 + 4\lambda_{\theta\phi}^2}}.$$

As an additional example, the invariant corresponding to the maximum range $\pm|\lambda_{\theta\phi}|^{\max}$ is related to Δ_{\pm} through:

$$|\lambda_{\theta\phi}|^{\max} = \frac{\Delta_+}{2\sqrt{1 + \Delta_+/2}} = \frac{-\Delta_-}{2\sqrt{1 + \Delta_-/2}}.$$

We should keep in mind that a single invariant does not fully specify the intrinsic properties of the angular distribution. For example, all the ellipses contained in the same vertical planes in Figure 1 share the value of $\tilde{\lambda}$. In other words, sets $(\lambda_{\theta}, \lambda_{\phi}, \lambda_{\theta\phi})$ providing the same value of $\tilde{\lambda}$ are not necessarily linked by a rotation of frame about the y -axis — while the reverse statement is true. Similarly, the value of λ^* is shared by ellipses with the same value of $\lambda_{\theta} - \lambda_{\phi}$ on the plane $\lambda_{\theta\phi} = 0$. On the other hand, the combination of these two invariants identify entirely the intrinsic angular distribution.²⁾

6 Bounds on the coefficients

Figure 2 shows that the largest allowed values of $\lambda_{\theta\phi}$ occurs for $\lambda_{\theta}=0$, $\lambda_{\phi}=-0.5$, where $|\lambda_{\theta\phi}|^{\max}=1/\sqrt{2}$, while it vanishes on the opposite sides of the allowed triangle: $\lambda_{\theta}=1$, $\lambda_{\phi}=0.5(1+\lambda_{\theta})$.

We can obtain the maximum allowed value $|\lambda_{\theta\phi}|^{\max}$ compatible with given values of λ_{θ} and λ_{ϕ} with the following procedure: (a) define with (6) the line corresponding to λ_{θ} , λ_{ϕ} and consider the segment reaching the sides of the triangle defined by (5); (b) use the transformation (2) and compute the rotation angle that maps one end-point of the segment into a point with the given value λ_{θ} (or λ_{ϕ}); (c) using the same angle, $|\lambda_{\theta\phi}|^{\max}$ is obtained through the corresponding rotation from the end-point. The procedure is illustrated in Figure 3. The result is the equation:

$$|\lambda_{\theta\phi}|^{\max} = \frac{1}{2} \sqrt{(1-\lambda_{\theta})(\lambda_{\theta}+1-2\lambda_{\phi})} \quad . \quad (8)$$

Together with (5), this expression completes the limits and the consistency relations among the coefficients λ_{θ} , λ_{ϕ} and $\lambda_{\theta\phi}$.³⁾ The allowed range of values is illustrated in Figure 2.

Furthermore, equation (8) specifies the geometry of the transformation of the coefficients. Under a rotation of frame, the variations of λ_{θ} and λ_{ϕ} are constrained by (6). If we substitute λ_{ϕ} retaining λ_{θ} as independent variable, the equation for $|\lambda_{\theta\phi}|^{\max}$ can be written as:

$$|\lambda_{\theta\phi}|^{\max} = \frac{1}{2} \sqrt{\frac{\tilde{\lambda}+5}{\tilde{\lambda}+3}} \sqrt{(1-\lambda_{\theta}) \left(\lambda_{\theta} - \frac{\tilde{\lambda}-3}{\tilde{\lambda}+5} \right)} \quad .$$

This equation describes an ellipsis in the $\lambda_{\theta}\lambda_{\theta\phi}$ plane. Since λ_{θ} and λ_{ϕ} are linearly related, a corresponding equation describes the loops in Figure 2. A similar relation can be written for loops not reaching the maximum extension in λ_{θ} or λ_{ϕ} , proving that any transformation (2) describes an ellipsis in the 3D space of the coefficients.

7 Conclusions

Understanding the implications of the choice of reference frame is relevant for the study of $q\bar{q}$ resonances decaying to lepton pairs, and we have provided a geometrical interpretation of the transformations of the coefficients of the angular distribution. For transverse momentum of the pair comparable or larger than its invariant mass, the rotation angle between the CS and the H frames may be comparable to $\pi/2$ over large ranges of rapidity, with corresponding large *rotations* in the $\lambda_{\theta}\lambda_{\phi}\lambda_{\theta\phi}$ space. Indeed points close to the boundary $\lambda_{\theta}=1$ ($\lambda_{\theta\phi}=0$) may be mapped into those close to $\lambda_{\phi}=1/2(1+\lambda_{\theta})$. On the other hand, points near the vertex of the cone ($\lambda_{\theta}=\lambda_{\phi}=1$, $\lambda_{\theta\phi}=0$) or to the line $\lambda_{\theta}=\lambda_{\phi}$, $\lambda_{\theta\phi}=0$ are scarcely changed by a different choice of reference frame.

²⁾ As discussed in Refs. [11] and [12] for $\tilde{\lambda}$, the invariants may be interpreted in terms of properties of individual processes contributing to the angular distribution, defined in specific, process dependent frames. For λ^* , information on $\lambda_{\theta}-\lambda_{\phi}$ in the oriented frame is provided. The term λ_{ϕ} describes asymmetries between x and y . For example, for $\lambda_{\theta}=1$, λ_{ϕ} specifies the orientation of a polarization orthogonal to the z axis, with longitudinal- x ($-y$) for $\lambda_{\phi}=-1$ ($+1$), and with circular polarizations: $(x \pm iy)/\sqrt{2}$ for $\lambda_{\phi}=0$.

³⁾ The bound to $\lambda_{\theta\phi}$ may be compared to the less constraining relation: $|\lambda_{\theta\phi}| \leq 0.5(1-\lambda_{\phi})$ for $\lambda_{\phi} \geq -1/3$, $|\lambda_{\theta\phi}| \leq \sqrt{-2\lambda_{\phi}(1+\lambda_{\phi})}$ for $\lambda_{\phi} \leq -1/3$, from Ref. [11]. These inequalities provide the envelope to the projection of (8) on the λ_{ϕ} axis, i.e.: they are numerically equal if λ_{θ} is chosen to maximize (8) locally.

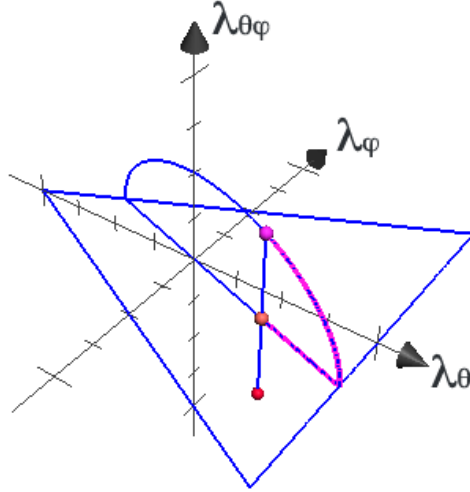


Figure 3: Illustration of the maximum allowed values of $\lambda_{\theta\phi}$ for given values of λ_θ and λ_ϕ .

Besides the geometrical description, our analysis has provided further insight on the subject of invariant quantities, and has specified in detail the range of allowed values for the coefficient $\lambda_{\theta\phi}$.

We thank Vato Kartvelishvili for calling our attention to this topic and for helpful discussions.

References

- [1] S.D. Drell and T.-M. Yan, Phys. Rev. Lett. 25, 316 (1970); Ann. Phys. 66, 578 (1971).
- [2] J.C. Collins and D.E. Soper, Phys. Rev. D16, 2219 (1977).
- [3] C.S. Lam and W.K. Tung, Phys. Rev. D18, 2447 (1978); D21, 2712 (1980).
- [4] A recent review of theory and measurements can be found in: N. Brambilla *et al.* (Quarkonium Working Group), arXiv:1010.5827v1 [hep-ph].
- [5] In the framework of NRQCD factorization: E. Braaten, B.A. Kniehl and J. Lee, Phys. Rev. D62, 094005 (2000); E. Braaten and J. Lee, Phys. Rev. D63, 071501 (2001); E. Braaten, D. Kang, J. Lee and C. Yu, Phys. Rev. D79, 054013 (2009).
- [6] Color-Singlet predictions: P. Artoisenet, J. Campbell, J.P. Lansberg, F. Maltoni and F. Tramontano, Phys. Rev. Lett. 101, 152001 (2008); J.P. Lansberg, Eur. Phys. J. C61, 693 (2009).
- [7] J/ψ , ψ' measurements at Tevatron: T. Affolder *et al.* (CDF Collaboration), Phys. Rev. Lett. 85, 2886 (2000); A. Abulencia *et al.* (CDF Collaboration), Phys. Rev. Lett. 99, 132001 (2007).
- [8] Υ at Tevatron: D. Acosta *et al.* (CDF Collaboration), Phys. Rev. Lett. 88, 161802 (2002); V.M. Abazof *et al.* (D0 Collaboration), Phys. Rev. Lett. 101, 182004 (2008).
- [9] Υ 's at fixed-target: C.N. Brown *et al.* (E866 Collaboration), Phys. Rev. Lett. 86, 2529 (2001).
- [10] J/ψ at RHIC: A. Adare *et al.* (PHENIX Collaboration), Phys. Rev. D82, 012001 (2010).
- [11] P. Faccioli, C. Lourenço, J. Seixas and H.K. Wöhri, Eur. Phys. J. C 69, 657 (2010).
- [12] P. Faccioli, C. Lourenço and J. Seixas, Phys. Rev. Lett. 105, 061601 (2010); Phys. Rev. D81, 111502 (R) (2010).
- [13] K. Gottfried and J.D. Jackson, Nuovo Cim. 33, 309 (1964).