

Mott Physics on Helical Edges of 2D Topological Insulators

Youhei Yamaji* and Masatoshi Imada

Department of Applied Physics, University of Tokyo,
Hongo, Bunkyo-ku, Tokyo, 113-8656, Japan. and
JST-CREST, Hongo, Bunkyo-ku, Tokyo, 113-8656, Japan.

(Dated: September 12, 2018)

We study roles of electron correlations on topological insulators on the honeycomb lattice with the spin-orbit interaction. Accurate variational Monte Carlo calculations show that the increasing on-site Coulomb interactions cause a strong suppression of the charge Drude weight in the helical-edge metallic states leading to a presumable Mott transition from a conventional topological insulator to an edge Mott insulator before a transition to a bulk antiferromagnetic insulator. The intermediate bulk-topological and edge-Mott-insulator phase has a helical spin-liquid character with the protected time-reversal symmetry.

-Introduction. Recently, spin Hall insulators and its generalization, topological insulators (TIs) have attracted much attention as a new state of matter[1]. A remarkable feature of the newly discovered quantum phase is the Z_2 -type topological distinction from other conventional phases as well as the existence of robust gapless edges or surface states concomitant with the bulk insulating gap, which are all protected by the time reversal (TR) symmetry. The edge or surface modes of TI provide us with truly one- or two-dimensional gapless and metallic electronic states.

It has also been proposed that TI may appear in systems under substantial electron correlations such as in $4d$ or $5d$ transition metal oxides[2–6], while the interplay of electron correlations with the topological insulator has not been well understood, although the absence of the back scattering protected by the time reversal symmetry is expected to suppress electron correlation effects[1, 7, 8].

In this Letter, based on results of calculations obtained from a multi-variable variational Monte Carlo (MVMC) methods improved by Tahara and one of the authors[9], we propose that electron correlation effects introduced by an onsite interaction, namely, a Hubbard U in the Kane-Mele model on the honeycomb lattice allow a transition from the above TI to an unconventional TI phase characterized by the charge gapful (insulating) but spin gapless edge excitations with a nonzero spin Drude weight within the same preserved topological nontriviality of the bulk states that are protected by the time reversal symmetry. This new topological edge Mott insulator (TEMI) phase is stabilized in a region of the intermediate correlation strength sandwiched by a bulk antiferromagnetic insulator (BAFI) with the broken time reversal symmetry (or bulk Mott insulator (BMI)) in the larger U region and the simple TI insulator in the weak correlation region.

-Model. We study a tight binding hamiltonian on the two-dimensional honeycomb lattice proposed by Kane and Mele [1] with inclusion of the on-site Coulomb interaction, and without the Rashba term to study electron correlation effects on the topological insulator. Hereafter we call this simple model the Hubbard-Kane-Mele model

and is defined as

$$\hat{\mathcal{H}} = \hat{\mathcal{H}}_{\text{KM}} + U \sum_I \hat{n}_{I\uparrow} \hat{n}_{I\downarrow}, \quad (1)$$

with

$$\hat{\mathcal{H}}_{\text{KM}} = -t \sum_{\langle I, J \rangle \sigma} \hat{c}_{I\sigma}^\dagger \hat{c}_{J\sigma} + it_2 \sum_{\langle\langle I, J \rangle\rangle \alpha\beta} \nu_{ij} \hat{c}_{I\alpha}^\dagger [\sigma_z]_{\alpha\beta} \hat{c}_{J\beta} \quad (2)$$

where $\hat{\mathcal{H}}_{\text{KM}}$ is the Kane-Mele hamiltonian and U generates an onsite Hubbard interaction between the up and down spin electrons. Here we define $\nu_{ij} = \vec{d}_i \times \vec{d}_j / |\vec{d}_i \times \vec{d}_j|$, and $I = (i, a)$ ($a = A, B$) (see Fig.1).

-Method. We perform unrestricted Hartree-Fock (UHF) calculations as well as MVMC calculations by optimizing a large number of variational parameters.

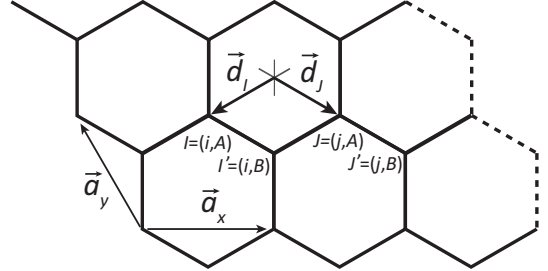


FIG. 1: Honeycomb lattice on which HKM model is defined.

In the UHF calculation, we decouple the U term as

$$\begin{aligned} \hat{n}_{I\uparrow} \hat{n}_{I\downarrow} &\simeq \langle \hat{n}_{I\uparrow} \rangle \hat{n}_{I\downarrow} + \langle \hat{n}_{I\downarrow} \rangle \hat{n}_{I\uparrow} - \langle \hat{n}_{I\uparrow} \rangle \langle \hat{n}_{I\downarrow} \rangle \\ &- \langle \hat{c}_{I\uparrow}^\dagger \hat{c}_{I\downarrow} \rangle \hat{c}_{I\downarrow}^\dagger \hat{c}_{I\uparrow} - \langle \hat{c}_{I\downarrow}^\dagger \hat{c}_{I\uparrow} \rangle \hat{c}_{I\uparrow}^\dagger \hat{c}_{I\downarrow} + \langle \hat{c}_{I\uparrow}^\dagger \hat{c}_{I\downarrow} \rangle \langle \hat{c}_{I\downarrow}^\dagger \hat{c}_{I\uparrow} \rangle \quad (3) \end{aligned}$$

For the MVMC calculations, we employ a variational wave function [9] defined as

$$|\psi\rangle = \mathcal{P}_G \mathcal{P}_J |\phi_{\text{pair}}\rangle, \quad (4)$$

where \mathcal{P}_G is the Gutzwiller factor defined by

$$\mathcal{P}_G = \exp\left[-\sum_I g_I \hat{n}_{I\uparrow} \hat{n}_{I\downarrow}\right], \quad (5)$$

and \mathcal{P}_J is the Jastrow factor defined by

$$\mathcal{P}_J = \exp \left[-\frac{1}{2} \sum_{I,J} v_{IJ} (\hat{n}_{I\uparrow} + \hat{n}_{I\downarrow}) (\hat{n}_{J\uparrow} + \hat{n}_{J\downarrow}) \right], \quad (6)$$

with the spatially dependent variational parameters g_I and v_{IJ} . We impose the Gutzwiller factor on all the sites, whereas introduce the Jastrow factor only along the zig-zag edges. The one-body part $|\phi_{\text{pair}}\rangle$ is a generalized pairing wave function defined as

$$|\phi_{\text{pair}}\rangle = \left[\sum_{i,j=1}^{N_s} f_{ij} c_{i\uparrow}^\dagger c_{j\downarrow}^\dagger \right]^{N/2} |0\rangle \quad (7)$$

with f_{ij} being the complex variational parameters. In this study, we allow f_{ij} to have 2-sublattice ($2 \times L_y$ -sublattice) structure or equivalently we have $2 \times 2 \times N_s$ ($2 \times L_y \times 2 \times L_y \times L_x$) variational parameters for the torus (cylinder). All the variational parameters are simultaneously optimized by using the stochastic reconfiguration method [9, 10] generalized for complex variables. The accuracy of this method has been proven in a number of benchmarks[9, 11]

Charge and spin Drude weights are calculated by introducing vector potentials as the Peierls factors,

$$t_{IJ\sigma} \rightarrow t_{IJ\sigma} \exp[i\vec{A}_\sigma \cdot \vec{r}_{IJ}], \quad (8)$$

where $\vec{r}_I = n_I \vec{a}_x + m_I \vec{a}_y$ and $\vec{r}_{IJ} = \vec{r}_I - \vec{r}_J$. Here n_I and m_I are integers, and lattice vectors are \vec{a}_x and \vec{a}_y (see Fig.1). From this Peierls factor, the charge and spin Drude weights are calculated from the energy stiffness

$$D_c = \frac{1}{2} \frac{d^2 E(\vec{A}_\uparrow, \vec{A}_\downarrow)}{d|\vec{A}|^2} \Big|_{\vec{A}_\uparrow = \vec{A}_\downarrow} \quad (9)$$

and

$$D_s = \frac{1}{2} \frac{d^2 E(\vec{A}_\uparrow, \vec{A}_\downarrow)}{d|\vec{A}|^2} \Big|_{\vec{A}_\uparrow = -\vec{A}_\downarrow} \quad (10)$$

To clarify the edge state, we employ a cylinder with sizes $N_s = L_x \times L_y \times 2$, for the honeycomb lattice with two sites on a unit cell and the periodic (free) boundary conditions in the x (y) directions. We have confirmed that the employed width L_y is large enough to make isolated two edges at the two free boundaries at $y = 0$ and $y = L_y$. For the bulk properties we employ the torus, where the boundary is periodic for all the directions .

-*Bulk phase diagram.* The ground state phase diagram of the bulk is shown in Fig.2 for the HKM model on the torus. Our MVMC results show the antiferromagnetic transition at $U = U_c^{\text{AF}} \sim 7t$ for $t_2 = 0.1t$. Below $U \sim 7t$, the bulk stays as a topological insulator and the peak height of the magnetic structure factor defined by

$$S_{\text{AF}}(\vec{q}) = \frac{1}{3N_s} \sum_{I,J} e^{i\vec{q} \cdot \vec{r}_{ij}} \lambda_I \lambda_J \vec{S}_I \cdot \vec{S}_J, \quad (11)$$

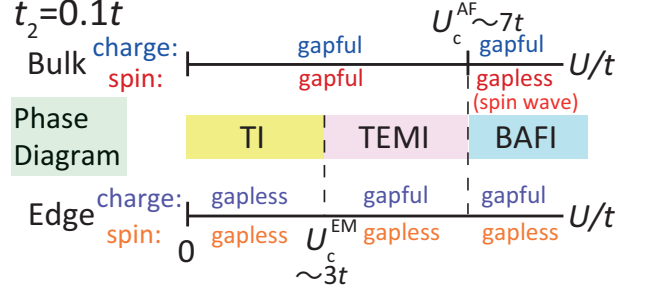


FIG. 2: (color online). Phase diagram of HKM model obtained by MVMC containing three phases for $t_2 = 0.1t$. The bulk on the torus shows a phase transition from TI to the bulk antiferromagnetic insulator (BAFI) at $U/t \sim 7$. On the cylinder, the edge shows insulating behaviors for $3t \lesssim U$. The intermediate TEMI is a gapless spin liquid at the edges.

for the spin-1/2 operator \vec{S}_I scales to a size-independent constant after the size extrapolation in contrast to the Bragg peak height proportional to $N_s = L_x \times L_y \times 2$ observed in BAFI, as is shown in Fig.3. Here we have shown the peak values, which appear at the wavenumber $q = 0$ and for the staggered modes within the unit cell, namely $\lambda_I = +1(-1)$ for $I = (i, A)$ ($I = (i, B)$). The MVMC calculation gives the critical value of U for $t_2 \neq 0$ larger than that for $t_2 = 0$. These results are consistent with an auxiliary-field quantum Monte Carlo simulation for $t_2=0$, which shows $U_c^{\text{AF}} = 4.3t$ [12].

Here the magnetic moments in the BAFI phase align in the xy -plane. This fact conforms with the UHF results (see also Ref.13) and the effective hamiltonian at the strong coupling limit; the second order perturbation of the second-neighbor hopping it_2 yields the second-neighbor exchange coupling as $J_2[\hat{S}_i^z \hat{S}_j^z - \hat{S}_i^x \hat{S}_j^x - \hat{S}_i^y \hat{S}_j^y]$, where $J_2 = 4t_2^2/U$. In the xy -plane, J_2 gives the ferromagnetic coupling and stabilizes the BAFI moment within this plane. The non-zero magnetic moment within the xy -plane always opens a gap at the edge modes, although an infinitesimal magnetic moment along the z -axis does not open a gap.

-*Edge transport.* We show MVMC results for the Drude weights for the HKM model on the cylindrical geometry with two zig-zag edges along the x -direction. A nonzero Drude weight D_c defined in (9) represents the coherent charge transport or metallicity[14]. If we introduce spin-dependent vector potentials, $\vec{A}_\sigma = \sigma \vec{A}$, we obtain the Drude weight for the spin channel[15], namely the spin Drude weight. A direct evaluation of the Z_2 topological number proposed by Lee and Ryu[16] could be done by using the same procedure. However, it requires much more computational cost, and is left for future studies.

In Fig.4, we compare the results for charge and spin Drude weights by MVMC with those of the UHF approximation. The data for $15 \times 5 \times 2$ well represent

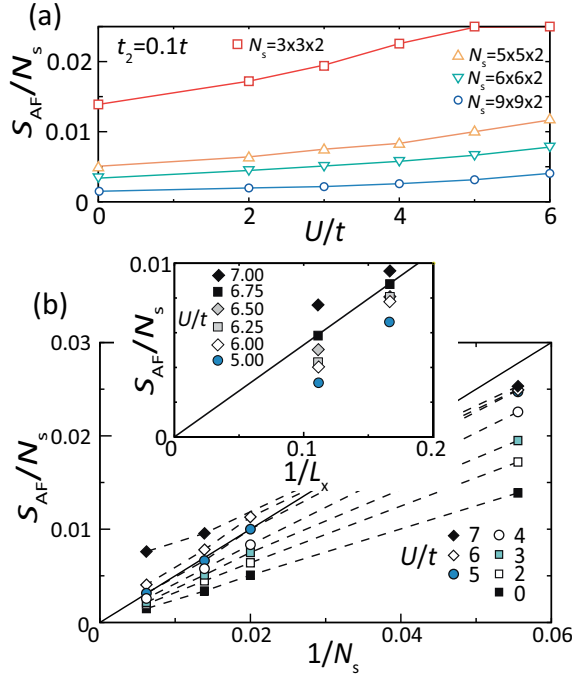


FIG. 3: (color online). (a) U -dependence of $S_{AF}(\vec{q} = \vec{0})$ for various system sizes. (b) $1/N_s$ dependences of $S_{AF}(\vec{q} = \vec{0})$. The inset shows the same quantity vs. $1/\sqrt{N_s/2}$ ($= 1/L_x$). We note that S_{AF}/N_s may be scaled linearly with $1/N_s$ in the asymptotic region ($1/N_s \rightarrow 0$) of the disordered phase, as we see in the main panel of Fig. 3(b), whereas as is known in the spin wave theory, it should be scaled linearly with $1/L_x$ with a nonzero offset in the asymptotic region of the ordered phase, as we see in the inset of Fig.3(b). These scalings suggest that the phase transition occurs between $U = 6.75t$ and $U = 7t$. Error bars are all within the symbol sizes.

the thermodynamic limit of the nonmagnetic UHF solution. We see consistent suppression (enhancement) of the charge (spin) Drude weight $D_c(D_s)$ arising from the increasing on-site Coulomb interaction U . Moreover, the suppression (enhancement) of $D_c(D_s)$ has nearly linear dependences on U/t . The renormalized dependences of $D_c(U_r/t)/D_c(0)$ vs. U_r/t with $U_r = U$ for MVMC and $U_r \simeq 1.4 \times U$ for UHF make all of them universal, indicating that the thermodynamic limit for the MVMC is extracted from the UHF at the same U_r as is shown in the lower panel of Fig.4. The MVMC results support a transition on the edge from the TI to a charge gapful (insulating) phase (TEMI) around $U_c^{EM} \sim 3t$ in the thermodynamic limit.

The suppression and enhancement in the Drude weights are naturally accounted by focusing on the spin and charge pumping caused by the vector potentials. The spin-independent (spin-dependent) vector potential causes the spin (charge) pumping along the zig-zag edges[1], which is nothing but the celebrated quantum spin Hall effects in the Kane-Mele model. Without the

Rashba term, which mixes the spin-up and -down components, the spin-independent vector potential causes a spin pumping of the z -components. Here we note that the small amount of spin accumulation of the z -component does not induce a gap opening at the edge modes.

The spin pumping generates spin polarization along the z -axis at the edges, which helps electrons to reduce the cost of the Hubbard U . Contrarily, the charge pumping forces to increase the double occupation at the edges resulting in the cost of U . Therefore, the energy increase with increasing vector potential (namely the stiffness or the Drude weight as the quadratic coefficients) decreases (increases) compared with E of the non-interacting system. Such spin-charge separated Drude weights appear even in the restricted Hartree-Fock calculation that does not allow the magnetic moments within the xy -plane.

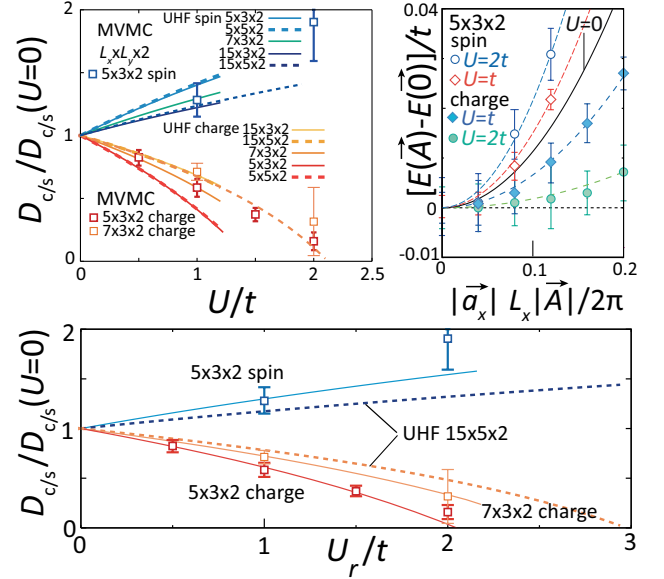


FIG. 4: (color online). Upper left panel: U dependence of renormalized Drude weights. Upper right panel: Vector potential dependences of total energy E for $L_x = 5$, $L_y = 3$. Lower panel: Renormalized $D_c(U_r/t)/D_c(0)$ of the UHF and MVMC. The solid curves for the UHF data scales identically with the MVMC data for the same sizes when we employ the renormalized interaction U_r .

-Edge phase diagram. Based on the calculated spin and charge Drude weights, we show the edge phase diagram in Fig.2. It supports a metal-insulator transition at the edge at $U = U_c^{EM} \sim 3t$, where the bulk still continues to be paramagnetic TI beyond it. In contrast, the coherent edge spin transport is enhanced by increasing U .

The low-energy effective model, namely, the helical Tomonaga-Luttinger liquid (HTLL) does not include the back scattering and Umklapp channels[7, 8], which are, in

general, essential for the formation of insulating phases. However, for $t_2 = 0.1t$ and $U \sim 3t$, the amplitude of the bulk gap, which limits the energy scale to justify the treatment by the topological band insulator, becomes comparable with U . Then, HTLL will fail to capture this Mott insulating behaviors of the edge modes. In fact, a large Coulomb repulsion ($U \gg t, t_2$) inevitably prohibits coherent propagations of electrons. In reality, it actually results in gapful charge excitations for $t_2 = 0.1t$ and $U_c^{\text{EM}}(\sim 3t) \leq U \leq U_c^{\text{AF}}(\sim 7t)$ with gapless spin excitations at the edge for the HKM.

-*Whole phase diagram* As we see in Fig.2, through the U variation, the bulk state is always insulating (charge gapful) if the spin-orbit interaction is nonzero while it has a spin gapless excitation exclusively in the conventional BMI or BAFI phase at the largest U region. However, the edge state is always characterized by the gapless spin excitations while the charge excitation is gapless only in the lowest U region of the TI phase. Then we find the intermediate phase, TEMI where the bulk excitations are gapful in both spin and charge channels, while in the edge state the charge excitation is gapful (insulating) and the spin excitation is gapless with a spin liquid behavior. We note this general phase diagram with three phases contained may be universal also in three-dimensional systems except for the additional possibility that, depending on the lattice geometry, the spin liquid in the TEMI phase could be replaced with the magnetic symmetry breaking such as the antiferromagnetic order at the edge (surface) as is proposed by ref.[6].

-*Discussion* A possible interpretation of the TEMI phase is a spinon liquid under the fractionalized electrons in the slave-rotor approximation proposed by Young *et al.*[2], and Pesin and Balents[3]. However, the 1D spin-charge separation in the simple Hubbard chain is characterized by the spin/charge excitations as bosonic collective modes of the Tomonaga-Luttinger liquid[17, 18]. In the present helical spin liquid on the edges, it is also likely to have gapful charge and gapless spin bosonic collective density modes leading to the HTLL[7, 8] distinct from the chiral Tomonaga-Luttinger liquid [18] in the quantum Hall phase.

The conventional TI in the cylinder geometry is characterized by the nonzero diagonal charge (spin) conductivities denoted by $\sigma_{ccxx} \neq 0$ ($\sigma_{ssxx} \neq 0$) and nonzero spin-charge transverse conductivity denoted by $\sigma_{csxy} = \sigma_{scxy} \neq 0$ and $\sigma_{csyx} = \sigma_{scyx} \neq 0$, where all are solely from the edge contributions. Other spin-charge off-diagonal elements are zero. On the other hand, the present TEMI with the gapful charge and gapless spin liquid edges keeps $\sigma_{ssxx} \neq 0$ again contributed only from the edge, whereas all the other elements including σ_{ccxx} , $\sigma_{csxy} = \sigma_{scxy}$ and $\sigma_{csyx} = \sigma_{scyx}$ vanish. The Onsager reciprocal relation of course always holds. In the both TI and TEMI phases, all the bulk conductivities vanish, while in the BMI (or BAFI) phase, the bulk and edge spin conductivities may

remain nonzero with all the other linear responses involving the charge part vanish irrespective of bulk or edge.

-*Summary* Our present variational Monte Carlo calculations show that the local electron correlation U of the Hubbard-Kane-Mele model on the honeycomb lattice drives a strong crossover or a quantum phase transition within the topologically nontrivial phase. The transition appears to separate an edge metallic TI phase at lower U from TEMI phase with charge gapful and spin gapless (spin liquid) edges at larger U , where a bulk charge-spin gap is always retained through these two topological phases. Namely, the larger U phase is characterized by a vanishing charge Drude weight together with a nonzero and large spin Drude weight in contrast to the both large charge and spin Drude weights in the lower U phase. With further increase of U , this TEMI phase undergoes a transition into the BAFI phase with the time reversal symmetry breaking.

-*Acknowledgements* Y.Y thanks D. Tahara for sharing his VMC code for real f_{ij} . He also thanks T. Misawa, H. Shinaoka, and M. Kurita for useful discussions. We thank financial support from Computational Materials Science Initiative, and MEXT Japan under the grant number 22104010.

* Electronic address: yamaji@solis.t.u-tokyo.ac.jp

- [1] C. L. Kane and E. J. Mele, Phys. Rev. Lett. **95**, 146802 (2005); L. Fu and C. L. Kane, Phys. Rev. B **74**, 195312 (2006); L. Fu, C. L. Kane, and E. J. Mele, Phys. Rev. Lett. **98**, 106803 (2007).
- [2] M.W. Young, S-S. Lee and C. Kallin, Phys. Rev. B **78**, 125316 (2008)
- [3] D. Pesin, L. Balents, Nat. Phys. **6**, 376 (2010)
- [4] B.-J. Yang and Y. B. Kim, Phys. Rev. B **82**, 085111 (2010)
- [5] X. Wang, A. Turner, A. Vishwanath and S Savrasov, arXiv:1007.0016.
- [6] A Shitade et al. Phys. Rev. Lett. **102**, 256403 (2009).
- [7] C. Wu, B. A. Bernevig, and S. C. Zhang, Phys. Rev. Lett. **96**, 106401 (2006).
- [8] C. Xu and J.E. Moore, Phys. Rev. B **73**, 045322 (2006)
- [9] D. Tahara and M. Imada, J. Phys. Soc. Jpn. **77** (2008) 114701.
- [10] S. Sorella: Phys. Rev. B **64** (2001) 024512.
- [11] M. Imada and T. Miyake, J. Phys. Soc. Jpn. **79** (2010) 112001.
- [12] Z. Y. Meng, T. C. Lang, S. Wessel, F. F. Assaad, and A. Muramatsu, Nature **464**, 847 (2010).
- [13] S. Rachel and K. Le Hur, Phys. Rev. B **82**, 075106 (2010).
- [14] W. Kohn, Phys. Rev. **133**, A171 (1964).
- [15] P. Kopietz, Phys. Rev. B **57**, 7829 (1998).
- [16] S.-S. Lee and S. Ryu, Phys. Rev. Lett. **100**, 186807 (2008).
- [17] H.J. Schulz, Phys. Rev. Lett. **64**, 2831 (1990)
- [18] J. Voit Rep. Prog. Phys. **58** 977 (1995)