

New insight on the Sivers transverse momentum dependent distribution function¹

M Anselmino^{1,2}, M Boglione^{1,2}, U D'Alesio^{3,4},
S Melis^{2,5}, F Murgia⁴ and A Prokudin⁶

¹ Dipartimento di Fisica Teorica, Università di Torino, Via P. Giuria 1, I-10125 Torino, Italy

² INFN, Sezione di Torino, Via P. Giuria 1, I-10125 Torino, Italy

³ Dipartimento di Fisica, Università di Cagliari, I-09042 Monserrato (CA), Italy

⁴ INFN, Sezione di Cagliari, C.P. 170, I-09042 Monserrato (CA), Italy

⁵ Dipartimento di Scienze e Tecnologie Avanzate, Università del Piemonte Orientale, Viale T. Michel 11, I-15121 Alessandria, Italy

⁶ Jefferson Laboratory, 12000 Jefferson Avenue, Newport News, VA 23606

E-mail: boglione@to.infn.it

Abstract.

Polarised Semi-Inclusive Deep Inelastic Scattering (SIDIS) processes, $\ell(S_\ell)p(S) \rightarrow \ell h X$ allow to study Transverse Momentum Dependent partonic distributions (TMDs), which reveal a non trivial three dimensional internal structure of the hadrons in momentum space. One of the most representative of the TMDs is the so-called Sivers function that describes the distribution of unpolarized quarks inside a transversely polarized proton. We present a novel extraction of the Sivers distribution functions from the most recent experimental data of HERMES and COMPASS experiments. Using suitable parametrizations, within the TMD factorization scheme, and a simple fitting strategy, we also perform a preliminary exploration of the role of the proton sea quarks.

The Sivers distribution function $\Delta^N f_{q/p^\uparrow}(x, k_\perp)$ embodies the correlation between the nucleon spin and the quark intrinsic transverse momentum and gives the number density of unpolarized quarks q with intrinsic transverse momentum \mathbf{k}_\perp inside a transversely polarized proton p^\uparrow , with three-momentum \mathbf{P} and spin polarization vector \mathbf{S} ,

$$\hat{f}_{q/p^\uparrow}(x, \mathbf{k}_\perp) = f_{q/p}(x, k_\perp) + \frac{1}{2} \Delta^N f_{q/p^\uparrow}(x, k_\perp) \mathbf{S} \cdot (\hat{\mathbf{P}} \times \hat{\mathbf{k}}_\perp). \quad (1)$$

$f_{q/p}(x, k_\perp)$ is the unpolarized x and k_\perp dependent parton distribution, and the mixed product $\mathbf{S} \cdot (\hat{\mathbf{P}} \times \hat{\mathbf{k}}_\perp)$ gives the parity invariant azimuthal dependence. The distribution of quarks in polarized hadrons is not axially symmetric, and shows a non trivial 3-D structure. The conceptual importance of the Sivers function, its relation with the color QCD dynamics and its gauge properties, are being more and more understood. Dedicated experiments are running, under construction or planned.

In Ref. [1], we presented an extraction of the Sivers distribution functions based on a fit of SIDIS experimental data from the HERMES and COMPASS collaborations. At that time, the

¹ Talk delivered by M Boglione at SPIN2010, September 27-October 2, 2010, Jülich, Germany.

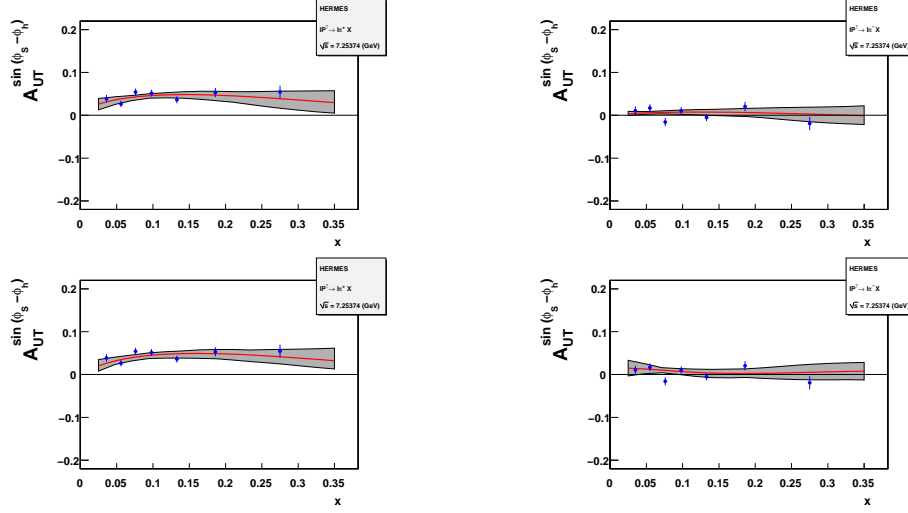


Figure 1. The Siverson single spin asymmetry, $A_{UT}^{\sin(\phi_h - \phi_S)}$, as a function of x for SIDIS production of π^+ (left panels) and π^- (right panels) at HERMES. The upper (lower) panels show the results obtained from a fit which includes only valence (valence and sea) quark contributions.

only direct evidence of a non-zero Siverson effect came from HERMES experimental data on the azimuthal moment $A_{UT}^{\sin(\phi_h - \phi_S)}$, measured for pion and kaon production off a proton target [2]; the COMPASS collaboration, instead, found a Siverson effect compatible with zero for SIDIS off a deuteron target [3]. The extraction of the Siverson functions was made even more challenging by the fact that the $A_{UT}^{\sin(\phi_h - \phi_S)}$ measured by HERMES for K^+ was surprisingly large, about twice as much as the analogous asymmetry for π^+ production, which hinted at a possible important role of the sea quarks [1].

Since then, new experimental results have become available: COMPASS have released new data on SIDIS production of spinless hadrons off a proton target, showing a clear Siverson asymmetry [4]; a new HERMES data analysis, based on a much larger statistics, while confirming the previous pion data, softens the enhanced peak in the K^+ Siverson azimuthal moment [5].

It is then timely and useful to perform a new fit, trying to understand the most essential features of the Siverson distribution function as shown by the present (scarce) experimental data.

The SIDIS transverse single spin asymmetry (SSA) $A_{UT}^{\sin(\phi_h - \phi_S)}$ measured by HERMES and COMPASS, in the $\gamma^* - p$ c.m. frame and at order k_\perp/Q , is given by [6, 7]:

$$A_{UT}^{\sin(\phi_h - \phi_S)} = \frac{\sum_q \int d\phi_S d\phi_h d^2\mathbf{k}_\perp \Delta^N f_{q/p^\uparrow}(x, k_\perp) \sin(\varphi - \phi_S) \frac{d\hat{\sigma}^{\ell q \rightarrow \ell q}}{dQ^2} D_q^h(z, p_\perp) \sin(\phi_h - \phi_S)}{\sum_q \int d\phi_S d\phi_h d^2\mathbf{k}_\perp f_{q/p}(x, k_\perp) \frac{d\hat{\sigma}^{\ell q \rightarrow \ell q}}{dQ^2} D_q^h(z, p_\perp)} . \quad (2)$$

ϕ_S and ϕ_h are the azimuthal angles identifying the directions of the proton spin \mathbf{S} and of the momentum of the outgoing hadron h respectively, while φ defines the direction of the incoming (and outgoing) quark transverse momentum, $\mathbf{k}_\perp = k_\perp(\cos \varphi, \sin \varphi, 0)$; $\frac{d\hat{\sigma}^{\ell q \rightarrow \ell q}}{dQ^2}$ is the unpolarized cross section for the elementary scattering $\ell q \rightarrow \ell q$. Finally, $D_q^h(z, p_\perp)$ is the fragmentation function describing the hadronization of the final quark q into the detected hadron h with momentum \mathbf{P}_h ; h carries, with respect to the fragmenting quark, a light-cone momentum fraction z and a transverse momentum \mathbf{p}_\perp .

The Siverson function is parameterized in terms of the unpolarized distribution function, as in

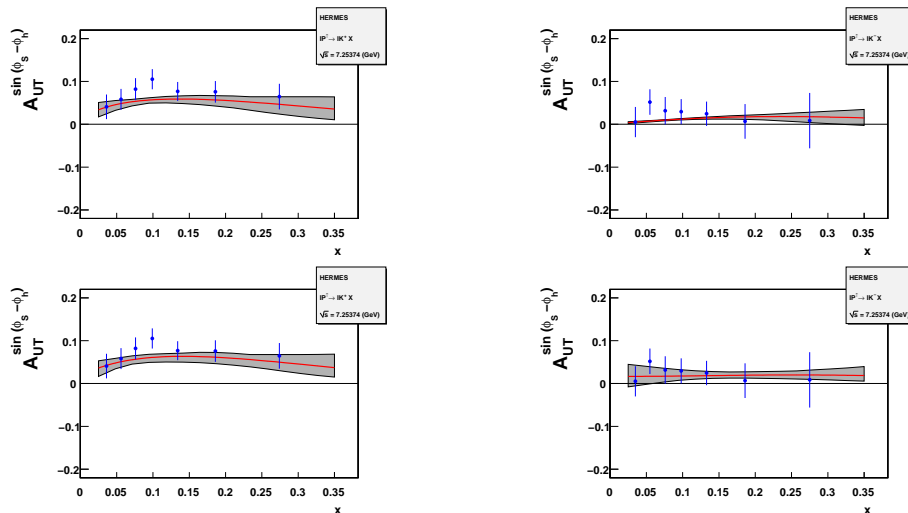


Figure 2. The Sidis single spin asymmetry, $A_{UT}^{\sin(\phi_h - \phi_S)}$, as a function of x for SIDIS production of K^+ (left panels) and K^- (right panels) at HERMES. The upper (lower) panels show the results obtained from a fit which includes only valence (valence plus sea) quark contributions.

Ref. [6], in the following factorized form:

$$\Delta^N f_{q/p^\uparrow}(x, k_\perp) = 2 \mathcal{N}_q(x) h(k_\perp) f_{q/p}(x, k_\perp), \quad (3)$$

with

$$\mathcal{N}_q(x) = N_q x^{\alpha_q} (1-x)^{\beta_q} \frac{(\alpha_q + \beta_q)^{(\alpha_q + \beta_q)}}{\alpha_q^{\alpha_q} \beta_q^{\beta_q}}, \quad \text{and} \quad h(k_\perp) = \sqrt{2} e \frac{k_\perp}{M_1} e^{-k_\perp^2/M_1^2}, \quad (4)$$

where N_q , α_q , β_q and M_1 (GeV/c) are free parameters to be determined by fitting the experimental data. We adopt a Gaussian factorization for the unpolarized distribution and fragmentation functions with the Gaussian widths $\langle k_\perp^2 \rangle$ and $\langle p_\perp^2 \rangle$ fixed to the values found in Ref. [7] by analysing the Cahn effect in unpolarized SIDIS: $\langle k_\perp^2 \rangle = 0.25$ (GeV/c)² and $\langle p_\perp^2 \rangle = 0.20$ (GeV/c)². For the unpolarized, k_\perp -integrated distribution and fragmentation functions we use the GRV98 [8] and DSS [9] sets.

We best fit the HERMES proton and COMPASS deuteron data from Refs. [3, 5] and exclude the COMPASS proton data [4] due to the presence of some experimental scale uncertainty which is difficult to account for in the present analysis. The new forthcoming data from COMPASS on a proton target will become very useful in the future.

In order to evaluate the significance of the sea-quark Sidis contributions we first perform a fit of the SIDIS data including only Sidis functions for u and d quarks. The results we obtain are rather satisfactory, with a total χ_{dof}^2 of about 1.05. They are shown in the upper panels of Figs. 1 – 4. The corresponding Sidis functions are plotted in the left panel of Fig. 5. It is interesting to notice that the M_1 parameter, which fixes the Gaussian width of the Sidis function (i.e. its distribution in k_\perp) is rather well constrained and turns out to be between one half and two thirds of the unpolarized distribution function width.

We then perform a second fit, in which we allow for \bar{u} , \bar{d} , s , \bar{s} sea contributions to the Sidis function: overall, we obtain similar results, shown in the lower panels of Figs. 1 – 4, but the total χ_{dof}^2 improves to about 0.9. The corresponding Sidis functions are plotted in the right panel of Fig. 5.

At this stage, our results can only be considered as qualitative and preliminary, as the experimental data are not yet so well established and abundant to allow a precise definite

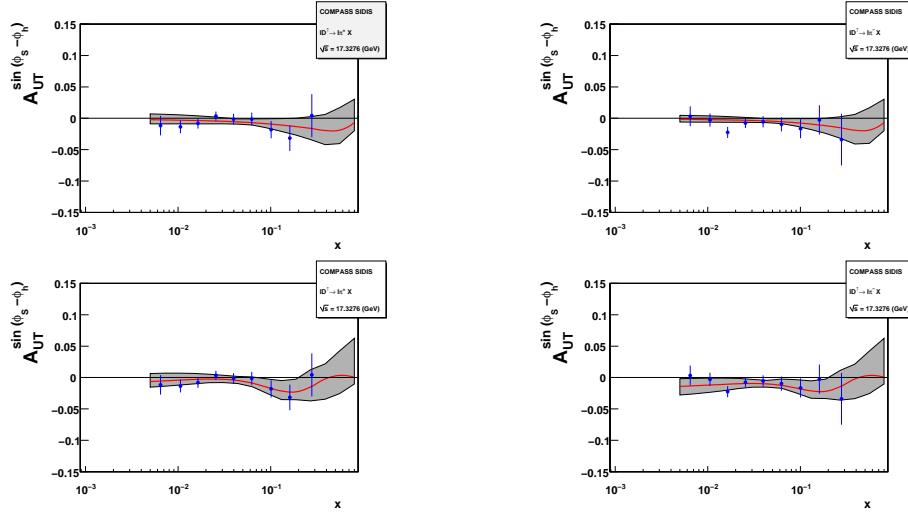


Figure 3. The Siverts single spin asymmetry $A_{UT}^{\sin(\phi_h - \phi_S)}$, as a function of x for SIDIS π^+ (left panels) and π^- (right panels) production at COMPASS on a deuteron target. The upper (lower) panels show the results obtained from a fit which includes only valence (valence plus sea) quark contributions.

determination of the Siverts sea distribution functions. We can only try, by comparing the upper and lower panels of Figs. 1 – 4, to draw some general conclusions.

Adding the sea quark contributions to the Siverts functions does not induce any variation in the $A_{UT}^{\sin(\phi_h - \phi_S)}$ azimuthal moments for π^+ and K^+ production, which are confirmed to be essentially generated by the fragmentation of a valence u quark from the proton; instead, the production of π^- and mostly K^- are more sensitive to the presence of the sea quark contributions, and might offer the chance to gain some preliminary information on the polarized proton sea.

We also learn that the $A_{UT}^{\sin(\phi_h - \phi_S)}$ asymmetries, as delivered by the presently available experimental data, are not very sensitive to the strange quark Siverts distributions, while they feel the presence of \bar{u} and \bar{d} contributions more strongly: we have actually checked that the χ_{dof}^2 is not altered when adding or removing s and \bar{s} .

When comparing the left and right plots in Fig. 5, one notices that, while the \bar{u} , s and \bar{s} Siverts functions are consistent with zero, the \bar{d} Siverts function can be rather large and negative, definitely not consistent with zero. This originates from the small- x behavior of the COMPASS data for π^+ production off a deuteron target, most sensitive to \bar{d} : as these data show a negative trend at small x (and very tiny error bars, Fig. 3), the fit naturally tends to assign a negative value to the \bar{d} Siverts function.

Further experimental measurements from present and future facilities are strongly needed to reach a better knowledge on the important Siverts distribution functions, in particular in the large and small x regions where they are presently largely unconstrained. Some help might also come from the existing large SSAs in $pp \rightarrow hX$ processes, which can be interpreted within a TMD factorization scheme [10, 11].

References

- [1] Anselmino M *et al.* 2009 *Eur. Phys. J.* **A39** 89–100 (*Preprint* 0805.2677)
- [2] Diefenthaler M (HERMES) 2007 (*Preprint* arXiv:0706.2242[hep-ex])
- [3] Alekseev M *et al.* (COMPASS) 2009 *Phys. Lett.* **B673** 127–135 (*Preprint* 0802.2160)
- [4] Alekseev M G *et al.* (The COMPASS) 2010 *Phys. Lett.* **B692** 240–246 (*Preprint* 1005.5609)
- [5] Airapetian A *et al.* (HERMES) 2009 *Phys. Rev. Lett.* **103** 152002 (*Preprint* 0906.3918)
- [6] Anselmino M *et al.* 2005 *Phys. Rev.* **D72** 094007 (*Preprint* hep-ph/0507181)

- [7] Anselmino M *et al.* 2005 *Phys. Rev.* **D71** 074006 (Preprint hep-ph/0501196)
 [8] Gluck M, Reya E and Vogt A 1998 *Eur. Phys. J.* **C5** 461–470 (Preprint hep-ph/9806404)
 [9] de Florian D, Sassot R and Stratmann M 2007 *Phys. Rev.* **D75** 114010 (Preprint hep-ph/0703242)
 [10] D’Alesio U and Murgia F 2004 *Phys. Rev.* **D70** 074009 (Preprint hep-ph/0408092)
 [11] Anselmino M *et al.* 2006 *Phys. Rev.* **D73** 014020 (Preprint hep-ph/0509035)

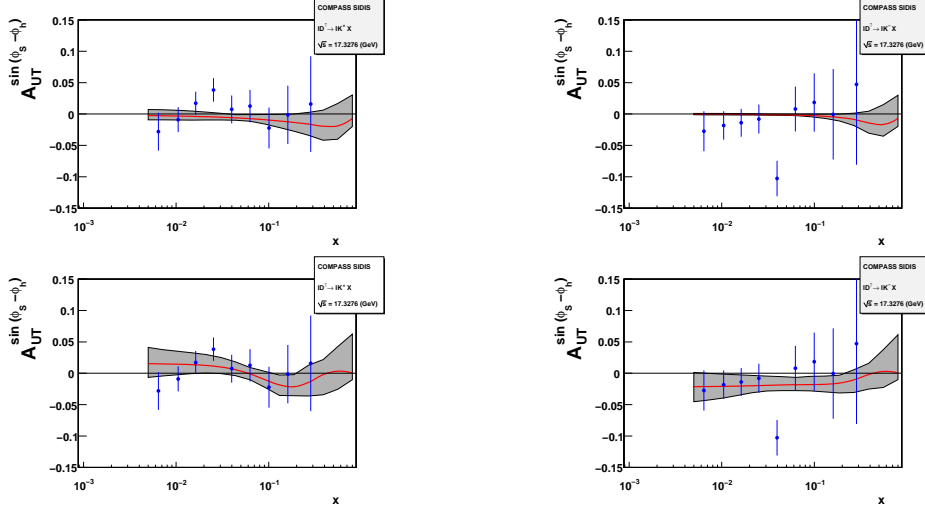


Figure 4. The Sivers single spin asymmetry $A_{UT}^{\sin(\phi_h - \phi_s)}$, as a function of x for SIDIS K^+ (left panels) and K^- (right panels) production at COMPASS on a deuteron target. The upper (lower) panels show the results obtained from a fit which includes only valence (valence plus sea) quark contributions.

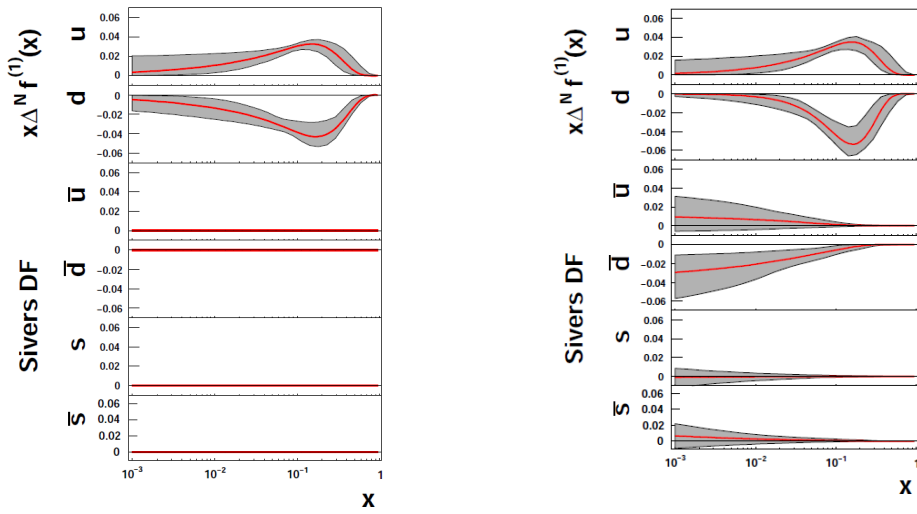


Figure 5. First k_{\perp} -moment of the Sivers distribution function, $x\Delta^N f_{q/p}^{(1)}$, as a function of x as obtained by fitting SIDIS experimental data from HERMES and COMPASS. The left (right) panel shows the results obtained from a fit which includes only valence (valence plus sea) quark contributions.