

# Short-BaseLine Electron Neutrino Disappearance

Carlo Giunti <sup>a</sup> and Marco Laveder <sup>b</sup>

<sup>a</sup>INFN, Sezione di Torino, and Department of Theoretical Physics, University of Torino, Via P. Giuria 1, I-10125 Torino, Italy

<sup>b</sup>Dipartimento di Fisica “G. Galilei”, Università di Padova, and INFN, Sezione di Padova, Via F. Marzolo 8, I-35131 Padova, Italy

We analyzed the electron neutrino data of the Gallium radioactive source experiments and the electron antineutrino data of the reactor Bugey and Chooz experiments in terms of neutrino oscillations. We found a hint of a CPT-violating asymmetry of the effective neutrino and antineutrino mixing angles.

The GALLEX and SAGE radioactive source experiments revealed a disappearance of electron neutrinos with energy  $E$  of the order of 1 MeV at a distance  $L$  of the order of 1 m which could be due to short-baseline oscillations [1–9].

We considered the effective short-baseline (SBL) electron neutrino survival probability

$$P_{\nu_e \rightarrow \nu_e}^{\text{SBL}}(L, E) = 1 - \sin^2 2\vartheta_\nu \sin^2\left(\frac{\Delta m_\nu^2 L}{4E}\right), \quad (1)$$

where  $\vartheta_\nu$  is the effective neutrino mixing angle and  $\Delta m_\nu^2$  is the effective neutrino squared-mass difference. We found the best-fit values [8]

$$\sin^2 2\vartheta_{\nu,\text{bf}} = 0.46, \quad \Delta m_{\nu,\text{bf}}^2 = 2.24 \text{ eV}^2. \quad (2)$$

Figure 1 shows the allowed regions in the  $\sin^2 2\vartheta_\nu - \Delta m_\nu^2$  plane and the marginal  $\Delta\chi^2 = \chi^2 - \chi_{\text{min}}^2$ 's, from which one can infer the uncorrelated allowed intervals of  $\sin^2 2\vartheta_\nu$  and  $\Delta m_\nu^2$ .

Considering antineutrinos, a fit of the data of the Bugey and Chooz reactor antineutrino experiments in terms of the effective short-baseline electron antineutrino survival probability

$$P_{\bar{\nu}_e \rightarrow \bar{\nu}_e}^{\text{SBL}}(L, E) = 1 - \sin^2 2\vartheta_{\bar{\nu}} \sin^2\left(\frac{\Delta m_{\bar{\nu}}^2 L}{4E}\right), \quad (3)$$

where  $\vartheta_{\bar{\nu}}$  is the effective antineutrino mixing angle and  $\Delta m_{\bar{\nu}}^2$  is the effective antineutrino squared-mass difference, gives the best-fit values [6]

$$\sin^2 2\vartheta_{\bar{\nu},\text{bf}} = 0.042, \quad \Delta m_{\bar{\nu},\text{bf}}^2 = 1.85 \text{ eV}^2. \quad (4)$$

Figure 2 shows the allowed regions in the  $\sin^2 2\vartheta_{\bar{\nu}} - \Delta m_{\bar{\nu}}^2$  plane and the marginal  $\Delta\chi^2$ 's, obtained taking into account also the constraints on the mixing given by the Mainz and Troitsk Tritium  $\beta$ -decay experiments [6].

CPT symmetry implies that the survival probabilities of neutrinos and antineutrinos are equal (see Ref. [10]), i.e.  $\sin^2 2\vartheta_\nu = \sin^2 2\vartheta_{\bar{\nu}}$  and  $\Delta m_\nu^2 = \Delta m_{\bar{\nu}}^2$ . Figs. 1 and 2 show that  $\sin^2 2\vartheta_\nu$  is likely to be larger than about 0.1, whereas  $\sin^2 2\vartheta_{\bar{\nu}}$  is likely to be smaller than about 0.1. The incompatibility of neutrino and antineutrino data in the case of CPT symmetry is quantified by a 0.2% parameter goodness-of-fit [9]. Hence, we have a hint of CPT violation in short-baseline  $\nu_e$  and  $\bar{\nu}_e$  disappearance which could be complementary to that found recently in the MINOS long-baseline  $\nu_\mu$  and  $\bar{\nu}_\mu$  disappearance experiment [11].

Analyzing the Gallium data and the reactor plus Tritium data in terms of the CPT mass and mixing asymmetries

$$A_{\Delta m^2}^{\text{CPT}} = \Delta m_\nu^2 - \Delta m_{\bar{\nu}}^2, \quad (5)$$

$$A_{\sin^2 2\vartheta}^{\text{CPT}} = \sin^2 2\vartheta_\nu - \sin^2 2\vartheta_{\bar{\nu}}, \quad (6)$$

we obtained the best-fit values [9]

$$(A_{\sin^2 2\vartheta}^{\text{CPT}})_{\text{bf}} = 0.42, \quad (A_{\Delta m^2}^{\text{CPT}})_{\text{bf}} = 0.37 \text{ eV}^2. \quad (7)$$

The allowed regions in the  $A_{\sin^2 2\vartheta}^{\text{CPT}} - A_{\Delta m^2}^{\text{CPT}}$  plane are shown in Fig. 3. We used a logarithmic scale for  $A_{\sin^2 2\vartheta}^{\text{CPT}}$ , considering only the interval  $10^{-3} \leq A_{\sin^2 2\vartheta}^{\text{CPT}} \leq 1$  which contains all the allowed

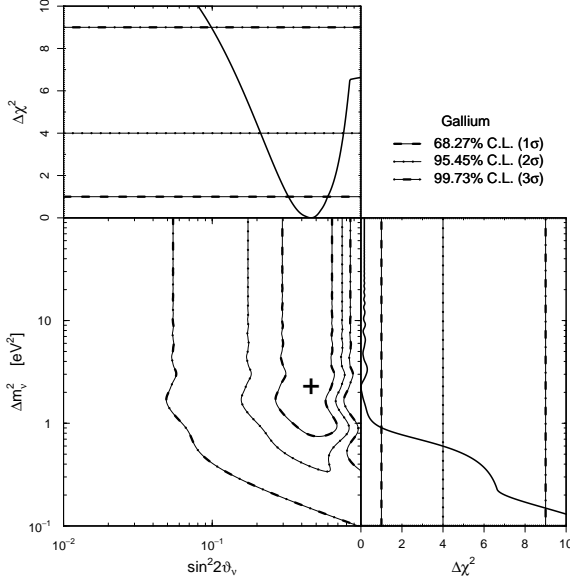


Figure 1. Results of the fit of the data of the Gallium radioactive source experiments [8]. The best-fit point is indicated by a cross.

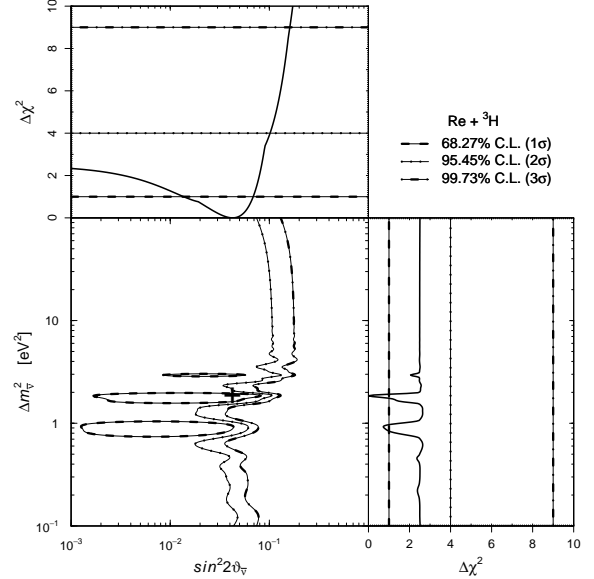


Figure 2. Results of the fit of the data of reactor and Tritium  $\beta$ -decay experiments [6]. The best-fit point is indicated by a cross.

regions. For  $A_{\Delta m^2}^{\text{CPT}}$  we used an antisymmetric logarithmic scale, which allows us to show both positive and negative values of  $A_{\Delta m^2}^{\text{CPT}}$ , enlarging the region of small values of  $A_{\Delta m^2}^{\text{CPT}}$  between 0.1 and 1  $\text{eV}^2$ .

The best-fit value  $(A_{\Delta m^2}^{\text{CPT}})_{\text{bf}}$  of the mass asymmetry is small, but Fig. 3 shows that in practice any value of the mass asymmetry is allowed, with a slight preference for positive values. On the other hand, we obtain a very interesting result for the mixing asymmetry: the best-fit value  $(A_{\sin^2 2\vartheta}^{\text{CPT}})_{\text{bf}}$  is large and positive and Fig. 3 shows that zero or negative values are disfavored.

From Fig. 3 one can see that the smallest value of  $A_{\sin^2 2\vartheta}^{\text{CPT}}$  included in the  $3\sigma$  allowed region is about 0.005 at  $A_{\Delta m^2}^{\text{CPT}} \simeq -0.15 \text{ eV}^2$ . However, since in practice  $A_{\Delta m^2}^{\text{CPT}}$  is not bounded, the statistically reliable limits on  $A_{\sin^2 2\vartheta}^{\text{CPT}}$  are given by the marginal  $\Delta\chi^2 = \chi^2 - \chi_{\min}^2$  function for  $A_{\sin^2 2\vartheta}^{\text{CPT}}$  depicted in Fig. 4. One can see that  $A_{\sin^2 2\vartheta}^{\text{CPT}} > 0.055$  at  $3\sigma$ .

The marginal  $\Delta\chi^2$  of a null asymmetry ( $A_{\sin^2 2\vartheta}^{\text{CPT}} = 0$ ) is 12.0, with an associated p-value of 0.05%. Hence, there is an indication of a positive asymmetry  $A_{\sin^2 2\vartheta}^{\text{CPT}}$  at a level of about  $3.5\sigma$ .

The indication in favor of a CPT asymmetry that we have found is robust, because it is obtained by confronting the observations on the disappearance of electron neutrino and antineutrino, which should be equal if the CPT symmetry is not violated. We considered the simplest case of a difference of the effective squared-masses and mixings of neutrinos and antineutrinos. The analysis of the data in the framework of other, more complicated, models would lead to a similar indication of a CPT asymmetry in the space of the parameters of the specific model under consideration.

The short-baseline disappearance of electron neutrinos can be tested in the future not only with new Gallium radioactive source experiments, but also with accelerator experiments with a well-known flux of electron neutrinos, as discussed in

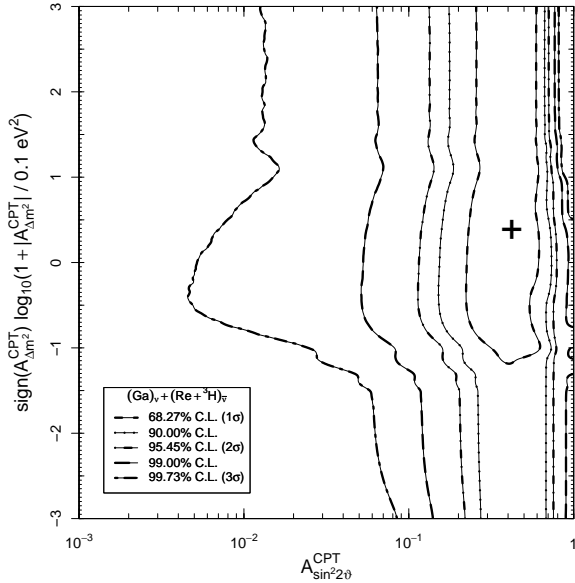


Figure 3. Allowed regions in the  $A_{\sin^2 2\theta}^{\text{CPT}} - A_{\Delta m^2}^{\text{CPT}}$  plane [9]. The best-fit point is shown by a cross.

Ref. [6]. For the investigation of the CPT asymmetry, the ideal experiments are those which can measure the disappearance of both electron neutrinos and antineutrinos, with sources which emit well-known neutrino and antineutrino fluxes and detection processes with well-known cross sections. Experiments of this type are near-detector beta-beam [12] and neutrino factory [13] experiments, which are under study but may require a long time to be realized. In a shorter time it may be possible to perform dedicated experiments with intense artificial radioactive sources of electron neutrinos and antineutrinos placed near a neutrino elastic scattering detector with a low energy threshold, as Borexino [14, 15].

## REFERENCES

1. M. Laveder, Nucl. Phys. Proc. Suppl. 168 (2007) 344.
2. C. Giunti and M. Laveder, Mod. Phys. Lett. A22 (2007) 2499, hep-ph/0610352.
3. C. Giunti and M. Laveder, Phys. Rev. D77

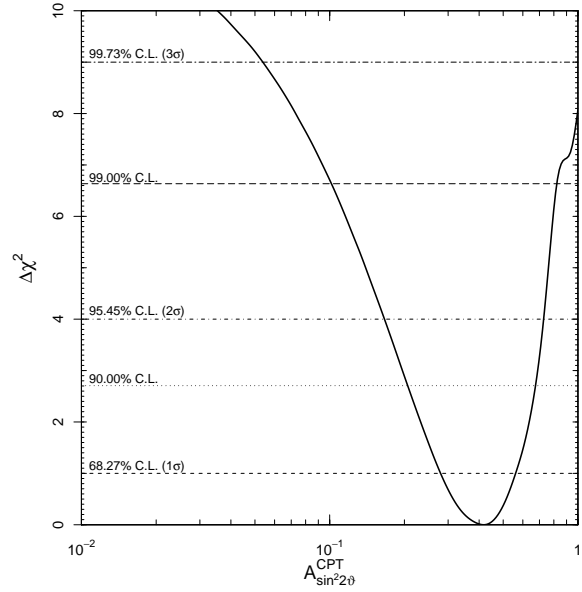


Figure 4. Marginal  $\Delta\chi^2$  for  $A_{\sin^2 2\theta}^{\text{CPT}}$  [9].

- (2008) 093002, arXiv:0707.4593.
4. M.A. Acero, C. Giunti and M. Laveder, Phys. Rev. D78 (2008) 073009, arXiv:0711.4222.
5. C. Giunti and M. Laveder, Phys. Rev. D80 (2009) 013005, arXiv:0902.1992.
6. C. Giunti and M. Laveder, Phys. Rev. D82 (2010) 053005, arXiv:1005.4599.
7. V.N. Gavrin et al., arXiv:1006.2103.
8. C. Giunti and M. Laveder, arXiv:1006.3244.
9. C. Giunti and M. Laveder, Phys. Rev. D82 (2010) 113009, arXiv:1008.4750.
10. C. Giunti and C.W. Kim, Fundamentals of Neutrino Physics and Astrophysics, Oxford University Press, Oxford, UK, 2007.
11. P. Vahle, talk presented at Neutrino 2010, 14-19 June 2010, Athens, Greece.
12. S.K. Agarwalla, P. Huber and J.M. Link, JHEP 01 (2010) 071, arXiv:0907.3145.
13. C. Giunti, M. Laveder and W. Winter, Phys. Rev. D80 (2009) 073005, arXiv:0907.5487.
14. A. Ianni, D. Montanino and G. Scioscia, Eur. Phys. J. C8 (1999) 609, hep-ex/9901012.
15. E. Bellotti, Private Communication (2010).