

# Equilibration in the Aftermath of the Lunar-Forming Giant Impact

Kaveh Pahlevan\* and David J. Stevenson

Division of Geological and Planetary Sciences  
California Institute of Technology  
MC 150-21, Pasadena, CA 91125  
United States of America

## Abstract

Simulations of the moon-forming impact suggest that most of the lunar material derives from the impactor rather than the Earth. Measurements of lunar samples, however, reveal an oxygen isotope composition that is indistinguishable from terrestrial samples, and clearly distinct from meteorites coming from Mars and Vesta. Here we explore the possibility that the silicate Earth and impactor were compositionally distinct with respect to oxygen isotopes, and that the terrestrial magma ocean and lunar-forming material underwent turbulent mixing and equilibration in the energetic aftermath of the giant impact. This mixing may arise in the molten disk epoch between the impact and lunar accretion, lasting perhaps  $10^2$ - $10^3$  years. The implications of this idea for the geochemistry of the Moon, the origin of water on Earth, and constraints on the giant impact are discussed.

\* Corresponding Author: [kaveh@gps.caltech.edu](mailto:kaveh@gps.caltech.edu)

1 **1. Introduction**

2 The Moon is generally believed to have formed from the debris ejected from the impact  
3 of a Mars-sized body onto the forming Earth [1,2]. At present, the argument in favor of  
4 such a scenario is two-fold: a single, off-center collision with a nearly formed Earth can  
5 account for the angular momentum present in the Earth-Moon system, as well as the bulk  
6 lunar iron depletion. The geochemical arguments for the giant impact, however, are less  
7 compelling than dynamical ones, because the chemical consequences of the impact have  
8 not been fully explored, with the result that compositional Earth-Moon similarities and  
9 differences -- to the extent that they trace the effects of the giant impact -- have never  
10 been satisfactorily explained.

11  
12 The similarity of the inferred lunar composition to that of the silicate Earth has been  
13 taken as evidence for the derivation of the lunar material from the Earth's mantle [3].  
14 Hydrodynamic simulations of the giant impact [4-6], however, ubiquitously derive the  
15 majority of the lunar material from the impactor. Hence, any elemental or isotopic  
16 similarity between the composition of the silicate Earth and Moon would have to be  
17 interpreted to be due to nebular mixing or planetary accretion processes. Here, we show  
18 that a compositional relationship between the silicate Earth and Moon may naturally arise  
19 in the aftermath of the impact event. The central idea is turbulent mixing of projectile  
20 and target material in the time between the giant impact and lunar accretion.

21  
22 Two characteristics of oxygen make this element an ideal tracer for studying solar system  
23 formation processes. First, oxygen isotopes were distributed heterogeneously in the early

24 solar system [7] and can therefore be used to trace the sources of planetary material.  
25 Second, the presence of three stable isotopes enables identification of heterogeneity that  
26 occurred in a mass-independent way. Such mass-independent heterogeneity in the solar  
27 system may have resulted from photochemical self-shielding of carbon monoxide in the  
28 solar nebula [8,9] or its parent molecular cloud [10]. However, no petrologic process is  
29 known to fractionate the isotopes in a mass-independent way, making it possible for  
30 samples to precisely reflect the isotopic character of the reservoirs from which they are  
31 derived. For this reason, to the extent that the sampled reservoirs are representative of  
32 the composition of the parent planets, the isotopic character of the sampled planets is  
33 known.

34

35 The oxygen isotopic character of the Earth and Moon are indistinguishable. Here, we  
36 outline the reasons why this observation is unexpected, present a mixing model as a  
37 resolution to this problem, and discuss the implications of this idea for the geochemistry  
38 of the Moon, the origin of water on Earth, and constraints on the giant impact.

39

## 40 **2. The Problem**

41 On a three-isotope plot ( $\delta^{17}\text{O}$  vs.  $\delta^{18}\text{O}$ ), samples from a well-mixed planetary body fall on  
42 a single fractionation line with slope  $\sim 0.5$ , reflecting mass-dependent planetary  
43 fractionation processes [11]. As a consequence of the heterogeneity in the early solar  
44 system, samples from distinct planetary bodies generally fall on distinct, parallel  
45 fractionation lines, with the offsets from the terrestrial line measured by  $\Delta^{17}\text{O}$  ( $\equiv \delta^{17}\text{O} -$   
46  $0.52 \times \delta^{18}\text{O}$ ) in parts per thousand. The isotopic signals represented by  $\Delta^{17}\text{O}$  are inherited

47 by the planets from starting materials during accretion, and are impervious to subsequent  
48 geological processes. For example, the fractionation line for samples from Mars are  
49 offset from the Earth by  $\sim 0.32$  per mil [12], forming a benchmark for the length-scale and  
50 magnitude of oxygen isotope variations in planetary bodies in the inner Solar System  
51 (Figure 1). By contrast, precise measurements on lunar samples reveal that the lunar  
52 fractionation line is indistinguishable from the terrestrial line to within the analytical  
53 uncertainties [13]. Any difference between the Earth and Moon must be less than 0.005  
54 per mil, which translates to a few percent of the difference between Earth and Mars. The  
55 Earth and Moon are isotopically indistinguishable to a very high level of precision, at  
56 least with respect to those parts of these bodies for which we have samples.

57

58 In the context of the standard giant impact scenario [14,15], the measured lunar  
59 composition places severe constraints on the composition of the impactor. The reason for  
60 this is that smooth-particle hydrodynamic (SPH) impact simulations that are successful in  
61 forming the Moon suggest that most ( $\sim 80\%$ ) of the material that is injected into orbit is  
62 derived from the mantle of the impactor rather than the Earth [4-6]. Hence, even small  
63 isotopic differences between the silicate proto-Earth and impactor should have left an  
64 observable Earth-Moon difference because the impactor-derived lunar material escapes  
65 the diluting effects of mixing with the largest reservoir in the system, the Earth.  
66 Although these SPH calculations have their limitations, there is no basis to suppose that  
67 they are grossly inaccurate in this prediction. Indeed, this predominance of projectile  
68 material injected into orbit is readily understood in terms of the angular momentum of the  
69 material upon impact and the role of gravitational torques in raising the periape of

70 ejecta. These considerations make such an impact different from the extensively  
71 analyzed, conventional crater-forming impact events on planets. In any case, as shown  
72 below, even a 50-50 mixture would lead to difficulty in explaining the Earth-Moon  
73 similarity.

74

75 The standard explanation for the precise Earth-Moon match is that the proto-Earth and  
76 impactor formed from the same source regions. We can evaluate this possibility in the  
77 context of planet formation models and their sampling modes. Present scenarios of  
78 planet formation suggest that the process occurs in three stages: the growth of dust grains  
79 in the protoplanetary disk into kilometer-sized planetesimals, the runaway growth of these  
80 planetesimals into lunar- to Mars-sized planetary embryos, and the final accretion of the  
81 planets through giant impact events [16].

82

83 During the process of runaway growth, embryos rapidly accrete all of the material in their  
84 feeding zone on  $\sim 10^5$ - $10^6$  year timescales. The feeding zones are typically only  $\sim 0.01$   
85 AU wide [17], and hence planetary embryos up to about Mars size – the size inferred for  
86 the impacting protoplanet – tend to record the oxygen isotope signature of their  
87 immediate vicinity in the disk. The formation of Earth and Venus, by contrast, requires  
88 an extended stage of planetary accumulation lasting  $\sim 10^7$ - $10^8$  years and characterized by  
89 giant impacts, a stage with a very different mode of sampling compared to that of the  
90 precursor embryos. In this last stage of growth, planetary embryos are scattered away  
91 from their places of birth. Thus, this stage of the accumulation process is accompanied  
92 by significant radial mixing. The planets that undergo giant impacts in this last stage

93 sample material from a broad region of the protoplanetary disk. For example, the  
94 material that collects to form the Earth has significant contributions from regions interior  
95 to Mercury and exterior to Mars [18].

96

97 In this sense, the provenance of the Earth and Venus is the entirety of the inner solar  
98 system, and the composition of Earth does not reflect the composition of material at 1  
99 AU. Hence, even if the impactor were a runaway embryo that sampled material from an  
100 annulus  $\sim 0.01$  AU wide centered at 1 AU, or grew near Earth orbit at one of the Lagrange  
101 points [19], a proto-Earth-impactor difference may be expected. In particular, the Earth  
102 collects a substantial fraction ( $>10\%$ ) of its mass from the region of Mars, which is  
103 known to have a composition clearly distinct from the Earth. If the impactor accreted a  
104 few percent more or less material from the region of Mars than did the Earth, an Earth-  
105 Moon difference would have been observed. Stochastic, large-scale sampling, together  
106 with large-scale heterogeneity evinced by the Earth-Mars difference, strongly argues for  
107 heterogeneity among planetary embryos.

108

109 To quantify this argument, we can take the accretion simulations of Chambers [18] and  
110 forward model the composition of the impactors onto the forming planets. In this  
111 procedure, we take the starting embryos in the simulations and assign values of  $\Delta^{17}\text{O}$   
112 based on heliocentric distance. We then follow the accretion through collisions and trace  
113 the provenance of the planets and the impactors that contribute to their formation. In this  
114 way, we can make statements about the compositional scatter of the embryos that  
115 participated in giant impacts with the Earth during its formation. We do not know what

116 the isotopic gradients in the inner solar system looked like. However, we do know that  
117 there was heterogeneity on the scale of planets, and any proposed initial profile must be  
118 consistent with this constraint. The simplest assumption is that there was a linear  
119 gradient with heliocentric distance in the inner planet region:

120

$$121 \quad \Delta^{17}O(r) = c_1 \times r + c_2 \quad (1)$$

122

123 One advantage with this assumption is that there are only two free parameters, both of  
124 which can be calibrated so that, at the end of the accretion simulation, the third planet  
125 from the Sun has the composition of Earth ( $\Delta^{17}O = 0\%$ ) while the next planet out has the  
126 composition of Mars ( $\Delta^{17}O = +0.32\%$ ). For this purpose, we choose a simulation from  
127 Chambers [18] that yields four terrestrial planets at its conclusion. The result of this  
128 calculation is a histogram of the compositional scatter of impactors onto the forming  
129 planets, calibrated to the Earth-Mars difference (Figure 2). In order to overcome small-  
130 number statistics, we include the compositional scatter of impactors onto all four final  
131 planets. The main conclusion from this approach is that the scatter among the impactors  
132 onto the planets is comparable to the observed differences between the planets. In  
133 particular, none of the planetary impactors in this simulation has an isotopic composition  
134 similar enough to the final planet to yield the Earth-Moon system.

135

136 There are several questions raised by this approach that must be addressed. First, since  
137 the oxygen isotope composition of the gas (in CO and H<sub>2</sub>O) may be different from that of  
138 the solids (in silicates and oxides), assigning an isotopic composition to a heliocentric

139 distance is only meaningful if the solids are isotopically disconnected, i.e. no longer  
140 equilibrating with the gas, and one is referring only to the solids. Second, the oxygen  
141 isotope composition of Vesta ( $\Delta^{17}\text{O} = -0.22\text{‰}$ ) [20], at its present heliocentric distance of  
142 2.4 AU, is inconsistent with a monotonic radial variation in the early solar system.  
143 However, a recent model for the formation of differentiated asteroids suggests that Vesta  
144 formed in the terrestrial planet region and was later scattered into the asteroid belt [21].  
145 Since the orbits of the less massive minor planets can be relatively easily shifted through  
146 gravitational scattering, the composition of Vesta is not a strong argument against an  
147 initial monotonic gradient in the inner planet region. In any case, both because of its  
148 mass and its proximity, we believe that the composition of Mars is a better guide to the  
149 gradients that prevailed in the terrestrial planet region during Earth formation.

150

151 To summarize, the present composition of the Earth reveals the average composition of  
152 contributing impactors, and approximates the composition of the inner solar system as a  
153 whole. In the standard picture of planet formation, Mars is a remnant of a population of  
154 planetary embryos that collided to form the Earth and Venus. The precise match between  
155 the composition of the Earth and Moon is difficult to reconcile with the heterogeneity  
156 observed between the terrestrial planets and present scenarios of accretion. The question  
157 we now address is whether post-impact mixing processes could have homogenized the  
158 Earth-Moon system, reducing any pre-existing isotopic heterogeneity to undetectable  
159 levels.

160

161 **3. Model**



162 Immediately after the giant impact, the Earth-Moon system is largely molten and partially  
163 vaporized [15]. The silicate Earth melts and forms a deep magma ocean, the proto-lunar  
164 material forms a circumterrestrial magma disk, and a common silicate-vapor atmosphere  
165 links the disk to the planet (Figure 3). The terrestrial magma ocean and the proto-lunar  
166 magma disk, as well as the enveloping silicate vapor atmosphere, are vigorously  
167 convective due to the high heat flow needed to match radiative losses from the  
168 photosphere of the planet and disk. Here we show that under such conditions, mixing  
169 and equilibration of the Earth's mantle with the proto-lunar disk is possible, and that the  
170 terrestrial and lunar material may have approached diffusive equilibrium with respect to  
171 their isotopic composition.

172

173 The gravitational energy released during the giant impact is large. The timescale to  
174 eliminate this heat – and hence to condense the silicate vapor atmosphere – is determined  
175 by radiative cooling:

176

$$177 \quad \tau_{cool} = \frac{GM_E m_I}{\sigma T_e^4 4\pi R_E^3} \quad (2)$$

178

179 An effective photospheric temperature of ~2,000 K [22] and an impactor mass ~0.1 M<sub>E</sub>  
180 [5] yields a cooling timescale for the Earth of ~3x10<sup>3</sup> years. The corresponding timescale  
181 for the proto-lunar disk will be shorter than this estimate because (1) the surface area of  
182 the impact-generated disks are typically greater than that of the Earth and (2) only a  
183 fraction of the energy of impact is partitioned to the orbiting material. Hence, the cooling  
184 timescale for the lunar material will be somewhat shorter, perhaps 10<sup>2</sup>-10<sup>3</sup> years. In this

185 respect, it is important to emphasize that the thermal energy deposited as heat in the  
186 orbiting material – although enough to partially vaporize it – is small relative to the latent  
187 gravitational energy that may be gradually released if the disk viscously evolves [22].  
188 We will refer back to this point later.

189

190 The extended disk atmosphere is contiguous with the silicate vapor atmosphere of Earth  
191 and can therefore act as an exchange medium, communicating isotopic signals between  
192 the two liquid reservoirs with which it is in contact. Although constituting only a fraction  
193 (maybe 10%) of the lunar disk by mass, and an even smaller fraction of the Earth, the  
194 vapor atmosphere may process enough material to equilibrate the massive liquid  
195 reservoirs through continuous exchange. Since the silicate vapor atmosphere exists for a  
196 finite interval, any diffusive mixing must occur within such a timescale. We adopt the  
197 conservative point of view that there is negligible direct transport between the liquid in  
198 the disk and the terrestrial magma ocean, consistent with [22]. Below, we attempt to  
199 estimate the rates of various mixing processes, and to show that they are fast in  
200 comparison with the cooling timescale.

201

### 202 3.1. Convection within the Earth, disk, and common atmosphere

203 The energy released during the giant impact will heat both the Earth and the projectile by  
204 many thousands of degrees [6]. Large-scale motions will be turbulent and even small-  
205 scale turbulence will be possible because the silicate melt will be hot and de-polymerized.  
206 The heat flux from the system will be limited by radiation from an atmosphere with a  
207 photospheric temperature of  $\sim 2,000$  K [22]. A crude estimate for the convective

208 velocities required to accommodate these heat fluxes can be derived from mixing length  
209 theory (MLT):

210

$$211 \quad V_{conv} = \left( \frac{FL}{\rho H} \right)^{1/3} \quad (3)$$

212

213 Here  $F$  is the convective flux (equal to the radiative flux in steady-state),  $\rho$  is the density  
214 of the convecting medium,  $H$  is the temperature scale height of the system, and  $L$  is the  
215 “mixing length” which represents the length scale associated with the largest eddies. In  
216 stellar convection, where MLT has found common application, the mixing length is often  
217 taken to be some significant fraction of the scale height of the system. Hence,  $L/H$ , and  
218 especially  $(L/H)^{1/3}$  will be of order unity. We take  $L/H = 0.1$ . Using this approach, we  
219 can estimate the convective velocity knowing only the temperature at the disk  
220 photosphere and the density of the convecting liquid or vapor. For a silicate liquid with  
221  $\rho \sim 3 \times 10^3 \text{ kg/m}^3$ , the convective velocity is  $\sim 3 \text{ m/s}$  whereas a silicate vapor with density  
222  $\rho \sim 3 \text{ kg/m}^3$  [22] carrying the same heat flux requires a convective velocity of  $\sim 30 \text{ m/s}$ .  
223 The flux decreases to zero at the disk mid-plane, but this will not affect these estimates  
224 for the largest-scale eddies. Rotation may inhibit the length-scales somewhat, through  
225 the Coriolis effect, but if one chose  $L$  so that  $v/\Omega L \sim 1$  where  $\Omega$  is the Keplerian rotation,  
226 then this predicts a smaller velocity by a factor of only a few.

227

228 The corresponding turnover timescales ( $\equiv L/v$ ) are: a *week* for the Earth’s mantle, and  
229 several *hours* in the magma disk and vapor atmosphere. Turnover timescales turn out to

230 be much faster than the timescales for other processes, discussed below. Vertical mixing  
231 *within* the Earth, disk, and vapor atmosphere is fast compared to the cooling timescale,  
232 and is unlikely to be the rate-limiting step in Earth-Moon equilibration. Such rapid  
233 turnover makes it possible for material in each reservoir to be tapped for exchange  
234 through continuous exposure to liquid/vapor interfaces.

235

### 236 3.2. Liquid/Vapor Exchange

237 In this section, we attempt to estimate the timescale for the evaporative exchange of  
238 atoms between the liquid and vapor phases, both at the Earth-atmosphere interface, and  
239 the disk-atmosphere interface. This timescale is important because the vapor phase is the  
240 main carrier of isotopic signals between Earth and disk, but represents only a fraction,  
241 (maybe 20%) of the disk mass, and an even smaller fraction of an Earth mass. Hence, for  
242 the signals to be successfully communicated between the liquid reservoirs, there must be  
243 continuous, efficient liquid-vapor exchange.

244

245 In thermal equilibrium and with a slow change in mass fraction of the co-existing phases,  
246 the flux of atoms across the phase boundary is nearly the same in either direction.  
247 Evaporative exchange from the gaseous phase to the liquid can be estimated using the  
248 kinetic theory of gases. Aside from a constant numerical factor, the flux of gas molecules  
249 incident on the liquid surface is simply the product of the number density and the average  
250 thermal velocity. To get the exchange rate, this kinetic rate must be multiplied by a  
251 condensation coefficient, which represents the fraction of molecules impinging on the

252 liquid surface that enter the liquid phase. Assuming ideal gas behavior for the vapor, the  
253 timescale to exchange the mass of the magma disk with the atmosphere is given by:

254

$$255 \quad \tau_{ex} = \sigma V_t / P \alpha_c \quad (4)$$

256

257 where  $\sigma$  is the surface mass density of the magma,  $V_t$  is the molecular thermal velocity,  $P$   
258 is the vapor pressure, and  $\alpha_c$  is the condensation coefficient. For the most abundant  
259 silicate mineral in planets ( $\text{Mg}_2\text{SiO}_4$ , forsterite), its numerical value is  $\sim 0.1$  [23]. For a  $\sim 2$   
260 lunar-mass disk extending out to  $\sim 5$  Earth radii,  $\sigma \sim 5 \times 10^7 \text{ kg/m}^2$ . The vapor pressure of  
261 silicates at temperatures of  $\sim 3,000 \text{ K}$  is  $\sim 10\text{-}100$  bars [22]. Finally, for a forsterite vapor  
262 composed of  $\text{MgO}$ ,  $\text{SiO}$ , and  $\text{O}_2$  [14], the mean molecular weight is  $\sim 40$  amu, which  
263 yields a thermal velocity of  $\sim 1 \text{ km/s}$ . These parameters, which apply to the Earth-  
264 atmosphere interface as well as the disk-atmosphere interface, suggest that the exchange  
265 of several lunar masses of material across the phase boundary requires a timescale of the  
266 order of a week.

267

268 However, rapid exchange across a liquid-vapor interface does not guarantee rapid  
269 equilibration of the phases. The reason is that in the absence of diffusion or fluid motions  
270 within each phase, the *same* atoms are exchanged across the phase boundary. In this  
271 respect, it is important that the exchange is occurring in a two-phase medium (the liquid  
272 is interspersed with vapor bubbles, and the vapor with liquid droplets) that enhances the  
273 surface area for evaporative exchange compared to a smooth liquid/vapor interface [22].

274

275 Although the disk may undergo phase separation, allowing the liquid to settle [24], the  
276 viscous evolution of the disk liberates enough energy to vaporize the disk [15]. Indeed,  
277 as emphasized by [22], the disk will be in a thermally regulated state such that the  
278 viscous self-heating balances the radiative cooling. Hence, in addition to the vapor that  
279 condenses at high levels in the atmosphere, generating clouds and droplets, part of the  
280 liquid magma vaporizes, generating bubbles. Since the timescale for the rainout of  
281 droplets may be as short as a week [24], advective transport between liquid and vapor  
282 may be determined by the rate at which the vapor condenses into droplets via radiative  
283 cooling. The timescale to condense the mass of the vapor atmosphere, and hence to  
284 advect the vapor composition to the liquid disk is:

285

$$286 \quad \tau_{rain} = L\sigma_v / F \quad (5)$$

287

288 where  $L$  is the latent heat of condensation for silicates,  $\sigma_v$  is the surface density of the  
289 vapor atmosphere, and  $F$  is the radiative flux. For  $L \sim 10^7$  J/kg,  $\sigma_v \sim 10^7$  kg/m<sup>2</sup>  
290 corresponding to a disk composed of ~20% vapor, and  $F$  determined by an effective  
291 radiating temperature of ~2,000 K [22], this timescale turns out to be of order one year.  
292 As mentioned earlier, the latent gravitational energy gradually liberated by the disk  
293 viscously exceeds its thermal energy, allowing many rainout cycles to take place before  
294 the disk cools and condenses. Thus, the continuing process of phase separation amounts  
295 to a rapid, vertical advective transport between the liquid and the vapor, and may be  
296 instrumental in equilibrating the two phases.

297

298 In summary, the liquid/vapor exchange across the phase boundary is fast – it occurs on a  
299 timescale of a week – but this does not guarantee phase equilibration. Liquid/vapor  
300 exchange is facilitated enormously by the fact that the process is taking place in a two-  
301 phase medium. As an example, air/sea exchange on the present Earth occurs much faster  
302 than would be expected due to the presence of bubble plumes near the ocean surface [25].  
303 An analogous process in the lunar disk might enable equilibration of the liquid and vapor  
304 on a timescale of years. Hence, liquid/vapor exchange is unlikely to be the rate-limiting  
305 step in the equilibration of the Earth and Moon.

306

### 307 3.3. Exchange from the Earth to Disk

308 Although the common atmosphere surrounding the Earth and disk is continuous, it  
309 nevertheless can be dynamically distinguished into two distinct regimes. The silicate  
310 vapor atmosphere surrounding the post-impact Earth is mainly supported against gravity  
311 by pressure gradients, whereas the disk atmosphere is supported by pressure gradients in  
312 the vertical direction, but mainly supported by nearly Keplerian rotation in the radial  
313 direction. Since the Earth will be rotating significantly slower than breakup velocity,  
314 there will be a velocity shear of several kilometers per second that separates these two  
315 dynamical regimes in the common vapor atmosphere.

316

317 The shear instability that results from this velocity difference is likely to facilitate a  
318 constant exchange across this dynamical interface. However, the gas density in this  
319 region may be lower than elsewhere because the atmospheric scale height is much  
320 smaller than the planetary radius. For the present, we make the assumption that is most

321 favorable to the mixing hypothesis, namely, that the exchange across this region is faster  
322 than elsewhere.

323

#### 324 3.4. Radial Mixing within the Disk

325 We have argued above that the processes necessary for Earth-Moon equilibration through  
326 exchange with a vapor atmosphere: convection, liquid/vapor exchange, and exchange  
327 across a dynamical interface, are possibly fast in comparison with the cooling timescale.  
328 If this is indeed the case, then the rate-limiting step for Earth-Moon equilibration will be  
329 radial mixing through the proto-lunar disk. The reason for this is that the Moon forms  
330 from the outer-most disk material [26], and so it is important to quantify the extent to  
331 which the inner regions of the disk can communicate their terrestrial isotopic signals to  
332 the regions from which the Moon forms.

333

334 We assume that the liquid disk and its vapor atmosphere are turbulent, and that the fluid  
335 motions can be characterized by an eddy diffusivity [27]. We can then write Fick's Law:

336

$$337 \quad \vec{J} = -\rho f_v D \vec{\nabla} c \quad (6)$$

338

339 where  $J$  [ $\text{kg m}^{-2} \text{s}^{-1}$ ] is the mass flux,  $\rho$  is the density of the two-phase fluid,  $f_v$  is the vapor  
340 fraction,  $D$  is the turbulent diffusivity of the vapor, and  $c$  is the mass fraction of a passive  
341 tracer. Here, we have assumed that the liquid is stationary while the vapor is diffusive  
342 because the vapor will be undergoing more vigorous convective motions than the liquid  
343 (section 3.1). This equation can nevertheless describe changes in the composition of the



344 liquid if there is rapid vertical equilibration of the liquid and vapor phases, i.e. the signals  
345 carried by the vapor are communicated to the liquid (section 3.2). We take the  
346 divergence of equation (6) and combine it with the continuity equation to get:

347

$$348 \quad \frac{\partial(\rho c)}{\partial t} = \bar{\nabla} \cdot (\rho f_v D \bar{\nabla} c) \quad (7)$$

349

350 For simplicity, we only consider a static disk, so that the density will be time-independent  
351 and can be taken out of the time-derivative. This assumption is valid as long as we  
352 consider timescales shorter than the timescale for the evolution of the disk, which may be  
353  $10^2$ - $10^3$  years [22]. Finally, because very little mass lies above the radiative photosphere,  
354 most of the disk will participate in the convective fluid motions. Hence, to a good  
355 approximation, we can integrate equation (7) in the direction perpendicular to the disk  
356 plane to yield:

357

$$358 \quad \sigma \frac{\partial c}{\partial t} = \bar{\nabla} \cdot (\sigma f_v D \bar{\nabla} c) \quad (8)$$

359

360 where  $\sigma$  [ $\text{kg m}^{-2}$ ] is the total surface density. We can solve this equation in cylindrical  
361 coordinates with two boundary conditions. (1) The composition at the inner boundary of  
362 the disk is taken to be equal to the terrestrial composition, and constant with time, i.e.  
363  $c(r = R_E, t) = 0$ . Even though  $c$  represents a mass fraction, we can shift the terrestrial  
364 composition to zero because the diffusion equation is linear. The time-independence of  
365 this boundary condition reflects the circumstance that convection within the Earth

366 (section 3.1), liquid-vapor exchange of terrestrial silicates (section 3.2) and vapor  
367 exchange at the Earth-disk interface (section 3.3) are efficient processes, enabling the  
368 entire terrestrial magma ocean to be tapped. This condition is satisfied to good  
369 approximation as long as the mass of the post-impact Earth that participates in the  
370 equilibration is much greater than the mass of the lunar disk. (2) There is zero net-flux at  
371 the outer boundary of the disk, i.e.  $\partial c / \partial r(r = R_{out}, t) = 0$ . This condition stems from the  
372 assumption that all fluid parcels that reach the outer disk boundary reflect back and  
373 continue to participate in the turbulent motions. In effect, we neglect condensation and  
374 moonlet formation from the outer edge of the disk, possibly a valid assumption as long as  
375 we consider timescales shorter than the cooling time.

376

377 To solve this equation, we need to know the vapor fraction,  $f_v$ , and also something about  
378 the mass distribution,  $\sigma(r)$ . One possible approach uses the results from the impact  
379 simulations, which yield disk vapor fractions of  $\sim 20\%$  [6] and show that  $\sigma(r)$  decreases  
380 roughly as  $\sim 1/r$  (pers. comm., Robin Canup). To estimate the vigor of turbulent mixing,  
381 we parameterize the diffusivity in terms of the alpha model and present our results in  
382 terms of the alpha parameter. Later, we use mixing length theory to estimate a value for  
383 alpha that may be realistic. The diffusivity can be written as:

384

$$385 \quad D = \alpha c_s H \quad (9)$$

386

387 where  $c_s$  is the gas sound speed, which, for a temperature of  $\sim 2,500$  K and a mean  
388 molecular weight of  $\sim 40$  amu for silicate vapor is  $\sim 1$  km/s.  $H$  is the pressure scale height

389 of the disk atmosphere, which corresponds to  $\sim 10^3$  km in the inner regions of the disk and  
390 increases as  $\sim r^{3/2}$  in our model, as expected for a roughly isothermal disk.  $\alpha$  is a  
391 dimensionless number that parameterizes the vigor of the turbulent motions. This  
392 parameter is often introduced in the context of “viscous” disk evolution [28, 29] but it is  
393 important to understand that we are here using it for mixing, not net mass transfer. Both  
394 processes may occur, but the net mass transfer could be zero and our model still work. In  
395 fact, the ability of turbulence to redistribute angular momentum is questionable [30].

396

#### 397 **4. Results**

398 In the previous section, we have argued that the rate-limiting step for Earth-Moon  
399 equilibration is radial mixing through the proto-lunar disk. Here, we present results of  
400 calculations of radial mixing subject to the assumptions described above. Figure 4 shows  
401 snapshots of the disk composition at various times. Initially, exchange with the Earth  
402 causes the inner regions of the disk to become contaminated with terrestrial composition.  
403 As the diffusion proceeds, the composition of the disk becomes progressively more  
404 Earth-like. Turbulent mixing may proceed for a time period comparable to the cooling  
405 timescale, after which diffusive exchange between the Earth and disk halts due to the  
406 condensation of the vapor into the liquid phase. The mean composition of the Moon is  
407 then obtained by integrating the composition of the outer half of the disk.

408

409 The longer the turbulent diffusion proceeds, the greater is the dilution of the Earth-Moon  
410 difference from post-impact levels. We can define an equilibration time as the timescale  
411 to reduce the Earth-lunar disk difference by a factor of 10-100. (From Figure 2, the

412 majority of impactors require dilution of such magnitude to yield the measured lunar  
413 composition). Figure 5 displays the quantitative trend of how the vigor of turbulence  
414 reduces the equilibration time. The main result from these calculations is that for  
415 timescales of  $10^2$ - $10^3$  years, efficient mixing between the Earth and the lunar-forming  
416 material requires alpha values of  $10^{-3}$ - $10^{-4}$ .

417

418 What is a realistic value for alpha? To estimate the vigor of turbulence in the lunar disk,  
419 we must have some idea of the physics that underlies the instability that leads to  
420 turbulence. If we assume that thermal convection is the primary source of turbulence, we  
421 can calculate the diffusivity as the product of the convective velocity, derived from  
422 mixing length theory, and the length scale associated with the convection:

423

$$424 \quad D = V_c L \quad (10)$$

425

426 Here, L is the 'mixing length', which represents the size of the largest convective eddies,  
427 and is typically taken to be some significant fraction of the scale height of the system.

428 Here we take  $L/H = 0.1$ . For such a diffusivity, we get an alpha value of  $\sim 3 \times 10^{-4}$   
429 suggesting that efficient turbulent mixing across the extent of the lunar disk is possible.

430 This simple estimate ignores the effects of rotation, which may inhibit radial diffusion,  
431 and should be taken as an upper limit. As noted previously, modestly smaller length  
432 scales (i.e.  $L \sim 10$  km) may not change the velocity estimate much but in equation (10)  
433 such a smaller eddy size might prevent our mechanism from working.

434

435 **5. Discussion**

436 These calculations suggest that extensive mixing between the Earth and the lunar disk is  
437 possible. However, there are unresolved questions that prevent a more definitive  
438 conclusion. For example, since the Moon forms from the outermost disk material, it may  
439 not fully participate in the diffusion occurring between the inner regions and the Earth.  
440 In particular, the outermost regions of the disk cool faster, perhaps freezing and cutting  
441 off a fraction of the proto-lunar material from isotopic exchange. Furthermore, it is not  
442 yet clear whether efficient exchange of material between the terrestrial and disk  
443 atmospheres occurs. Despite these uncertainties, it is possible that the Moon will form  
444 with a significantly more Earth-like oxygen isotope signature than the impactor that  
445 triggered its formation.

446

447 Current scenarios of planet formation suggest that the Earth and the impactor are unlikely  
448 to have had the same composition to within the analytical measurements. Here, we have  
449 explored the possibility that such formation theories are correct, and that the Earth-Moon  
450 system equilibrated in terms of oxygen isotopes in the aftermath of the giant impact.  
451 However, it is also possible that current scenarios of late-stage planet formation are  
452 incomplete, and that the predictions they make regarding radial mixing are incorrect. In  
453 particular, there are processes, such as non-accretionary collisions, dynamical friction  
454 with a sea of small bodies, and interaction with a small amount of residual nebular gas,  
455 that are not fully incorporated in present dynamical simulations, and that may be  
456 important in determining the final provenance of the terrestrial planets.

457

458 This raises the possibility that Mars is anomalous, that is, the Earth-Mars difference is not  
459 representative of the scatter between the embryos that collided to form the Earth. In the  
460 present formation scenarios, the source regions of the Earth and Mars overlap, and the  
461 Earth accretes a significant amount of material from the Mars region, with compositions  
462 that presumably match that of Mars. However, the same dynamical simulations are  
463 unable to produce planets with masses as low as Mars or Mercury [18]. It has been  
464 recognized that the depletion in mass from the region of Mars may be the tail end of the  
465 depletion of the asteroid belt, and may not be a feature that arises from late-stage  
466 accretion. In this regard, it is worthwhile to attempt to track the fate of material  
467 originating in the region of Mars. In particular, while  $>10\%$  of the planetary embryos in  
468 the asteroid belt that are removed by mean-motion resonances collide with the terrestrial  
469 planets, those embryos that are removed by the secular resonance at 2.1 AU are  
470 dynamically excited so rapidly that they almost always collide with the Sun [31]. It is  
471 important to continue to consider the fate of Mars-like material in order to clarify the  
472 meaning of oxygen isotopes for planet formation.

473

474 Although oxygen isotope measurements are at present not available for Venus and  
475 Mercury, the dynamical scenarios predict that rocks from Venus, which also sampled a  
476 wide region of the inner solar system, will fall on a fractionation line close to, but not  
477 identical with, that of the Earth-Moon system. Similarly, the scenario outlined here,  
478 whereby it is assumed that the innermost solar system exhibits heterogeneity in oxygen  
479 isotope abundances, suggests that Mercury, which was the product of a few runaway  
480 embryos, can be expected to have an oxygen isotope anomaly comparable in magnitude

481 to that of Mars. The identification of meteorites or the successful completion of sample  
482 return missions from these planets may one day enable us to test these predictions.

483

## 484 **6. Implications**

### 485 6.1 Lunar Geochemistry

486 What are the implications of the proposed model for the geochemistry of the Moon? The  
487 turbulent mixing and equilibration that is invoked to explain the Earth-Moon similarity in  
488 oxygen isotopes is not restricted to the element oxygen, but may include other tracers of  
489 terrestrial mantle composition, for example, silicon [32]. If the chemical composition of  
490 the liquid and vapor were the same, then isotopic homogeneity through turbulent mixing  
491 between the Earth and Moon would necessarily imply chemical homogeneity as well.  
492 However, equilibrium thermodynamics dictates elemental fractionation between the  
493 liquid and vapor. For example, it has been experimentally determined [33] that fayalite  
494 ( $\text{Fe}_2\text{SiO}_4$ ) has a higher vapor pressure than forsterite ( $\text{Mg}_2\text{SiO}_4$ ). For this reason, it is  
495 likely that the silicate vapor will have a higher Fe/Mg ratio than the silicate liquid with  
496 which it is in contact. This can cause a compositional difference between silicate Earth  
497 and Moon even in a closed system where no vapor escapes to infinity. Although a  
498 detailed treatment of the chemical consequences of equilibration is beyond the scope of  
499 this paper, we merely note that melt-vapor equilibrium includes isotopic, as well as  
500 elemental fractionation. Hence, major-element chemical differences between the silicate  
501 Earth and Moon [34] will, in this model, be accompanied by mass-dependent isotopic  
502 differences. Determining the expected magnitude of such equilibrium isotopic  
503 fractionation will be the topic of future research.

504

## 505 6.2. Origin of Water on Earth

506 Among the chief differences between Earth and Moon is the stark depletion of volatile  
507 elements on the Moon, including water. The model we have put forward suggests that  
508 the Earth should have transmitted a volatile-element signal to the lunar material.

509 However, the lunar rocks are strongly depleted in volatile elements relative to the  
510 terrestrial mantle [3]. The resolution to this dilemma may be the consideration of open-  
511 system processes such as hydrodynamic escape. Hydrogen in the lunar disk will be  
512 unbound [14], and it is well known that a hydrodynamic wind of light elements is capable  
513 of entraining heavy elements (i.e. Na, K) in the outflow that would not escape of their  
514 own accord [35]. Whether or not a particular element significantly escapes depends on  
515 its volatility, abundance, and atomic mass. To determine whether the proposed mixing  
516 scenario can be reconciled with the lunar depletion of volatile elements, it will be  
517 necessary to take such considerations into account. Here, we merely note that if the  
518 scenario that we have outlined is correct, the lunar depletion of volatile elements may  
519 require the Earth to transport hydrous materials to the lunar disk to drive an outflow, a  
520 constraint that requires the Earth to have accreted significant amounts of water before the  
521 moon-forming giant impact.

522

## 523 6.3 Constraints on the Giant Impact

524 Among the most striking differences between the Earth and Moon is the bulk lunar  
525 depletion of iron (by  $\sim 3x$  from cosmic composition). The present explanation for this  
526 depletion is the differentiation of the impactor prior to the giant impact, and the



527 preferential injection of impactor mantle into circumterrestrial orbit. However, in the  
528 scenario that we have outlined here, turbulent mixing and equilibration with the terrestrial  
529 mantle may remove iron from the orbiting disk, obviating the necessity for the giant  
530 impact to directly account for this fundamental Earth-Moon difference. Although not  
531 demonstrated here, it may be possible to relax this constraint on giant impacts capable of  
532 producing an iron-depleted Moon. At the same time, the necessity of equilibrating  
533 oxygen isotopes may require an additional constraint. Current impacts place roughly an  
534 equal amount of material interior and exterior to the classical Roche limit [6] defined by  
535 the lunar bulk density at 2.9 Earth radii. Inside this radius, tidal forces prevent the disk  
536 material from aggregating. Although a small amount of vaporization will greatly reduce  
537 the density and move the Roche radius outward, outside of the classical Roche radius,  
538 pure melts/solids may accrete when they collide. For this reason, a more massive,  
539 Roche-interior initial disk may be a more conducive starting condition for equilibration.

540

## 541 **7. Conclusions**

542 Dynamical simulations of terrestrial planet formation suggest that the Earth and the  
543 moon-forming impactor did not have identical source regions. The heterogeneity implied  
544 by the oxygen isotope difference between Earth and Mars suggests that the impactor may  
545 have been isotopically distinct. The model we have put forward suggests that in the  
546 aftermath of the giant impact, the proto-Earth and the proto-lunar disk may have  
547 approached diffusive equilibrium, reducing any pre-existing differences in oxygen  
548 isotope composition, and perhaps eliminating any primary heterogeneity in the Earth-  
549 Moon system. This model has testable consequences for the geochemistry of the Earth

550 and Moon. Unraveling the oxygen isotope story in the inner solar system, for example,  
551 by sampling Venus and Mercury, may help to resolve the long-standing problem of the  
552 provenance of the terrestrial planets. The possibility explored here is a first step towards  
553 understanding the meaning of oxygen isotopes for planet formation.

554

#### 555 **Acknowledgements**

556 We would like to thank Alessandro Morbidelli for bringing this problem to our attention,  
557 John Chambers for kindly sharing detailed simulation results, Robin Canup, John Eiler,  
558 and Colette Salyk for insightful comments, and Herbert Palme and an anonymous  
559 reviewer for helpful suggestions on the manuscript. We would like to dedicate this paper  
560 to the memory of Ted Ringwood, an early advocate of a terrestrial origin of lunar matter.

561

#### 562 **References**

- 563 1. W.K. Hartmann, D.R. Davis, Satellite-sized planetesimals and lunar origin, *Icarus* 24  
564 (1975) 504-515.
- 565 2. A.G.W. Cameron, W.R. Ward, The origin of the Moon, *Lunar Sci.* 7 (1976) 120-122.
- 566 3. A.E. Ringwood, *Origin of the Earth and Moon*, Springer-Verlag, New York, 1979.
- 567 4. A.G.W. Cameron, Higher resolution simulations of the Giant Impact, in: K. Righter, R.  
568 Canup (Eds.), *Origin of the Earth and Moon*, University of Arizona Press, Tucson, AZ,  
569 2000, pp. 133-144.
- 570 5. R.M. Canup, E. Asphaug, Origin of the Moon in a giant impact near the end of Earth's  
571 formation, *Nature* 412 (2001) 708-712.
- 572 6. R.M. Canup, Simulations of a late, lunar forming impact, *Icarus* 168 2 (2004) 433-456.

- 573 7. R.N. Clayton, Oxygen isotopes in meteorites, *Ann. Rev. Earth Planet. Sci.*, 21 (1993)  
574 115.
- 575 8. R.N. Clayton, Solar System: Self-shielding in the solar nebula, *Nature*, 415 (2002)  
576 860-861.
- 577 9. J.R. Lyons, E.D. Young, CO self-shielding as the origin of oxygen isotope anomalies  
578 in the early solar nebula, *Nature*, 435 (2005) 317-320.
- 579 10. H. Yurimoto, K. Kuramoto, Molecular Cloud Origin for the Oxygen Isotope  
580 Heterogeneity in the Solar System, *Science*, 305 (2004) 1763-1766.
- 581 11. F. Robert, A. Rejou-Michel, M. Javoy, Oxygen isotopic homogeneity of the Earth:  
582 new evidence, *Earth and Planet. Sci. Letters*, 108 (1992) 1-9.
- 583 12. A. Franchi, I.P. Wright, A.S. Sexton, T. Pillinger, The oxygen-isotopic composition  
584 of Earth and Mars, *Meteorit. Planet. Sci.* 34 (1999) 657-661.
- 585 13. U. Wiechert, A.N. Halliday, D.-C. Lee, G.A. Snyder, L.A. Taylor, D. Rumble,  
586 Oxygen Isotopes and the Moon-Forming Giant Impact, *Science* 294 (2001) 345-348.
- 587 14. D.J. Stevenson, Origin of the Moon – The Collision Hypothesis, *Ann. Rev. Earth*  
588 *Planet. Sci.* 15 (1987) 271-315.
- 589 15. R.M. Canup, Dynamics of Lunar Formation, *Annu. Rev. Astron. Astrophys.* 42 1  
590 (2004) 441-475
- 591 16. J.E. Chambers, Planetary accretion in the inner solar system, *Earth and Planet. Sci.*  
592 *Letters* 223 (2004) 241-252.
- 593 17. S.J. Weidenschilling, D. Spaute, D.R. Davis, F. Marzari, K. Ohtsuki, Accretional  
594 evolution of a planetesimals swarm 2. The terrestrial zone, *Icarus* 128 (1997) 429-455.
- 595 18. J.E. Chambers, Making More Terrestrial Planets, *Icarus* 152 (2001) 205-224.

- 596 19. E. Belbruno and J.R. Gott, Where did the Moon Come From?. The Astronomical  
597 Journal, 129, (2005) 1724-1745.
- 598 20. U.H. Wiechert, A.N. Halliday, H. Palme, and D. Rumble, Oxygen isotope evidence  
599 for rapid mixing of the HED meteorite parent body, Earth and Planet. Sci. Letters, 221,  
600 (2004), 373-382.
- 601 21. W.F. Bottke, D. Nesvorny, R.E. Grimm, A. Morbidelli and D.P. O'Brien, Iron  
602 meteorites as remnants of planetesimals formed in the terrestrial planet region, Nature,  
603 439, (2006), 821-824.
- 604 22. C. Thompson, D. Stevenson, Gravitational Instability in Two-Phase Disks and the  
605 Origin of the Moon, Astrophys. J. 333 (1988) 452-481.
- 606 23. H. Inaba, S. Tachibana, H. Nagahara, K. Ozawa, Condensation Kinetics of Forsterite,  
607 LPSC XXXII (2001) 1837.
- 608 24. R. Machida, Y. Abe, The Evolution of an impact-generated partially vaporized  
609 circumplanetary disk, Astrophys. J. 617 (2004) 633-644.
- 610 25. W.E. Asher, L.M. Karle, B.J. Higgins, P.J. Farley, The influence of bubble plumes on  
611 air-seawater gas transfer velocities, Jour. Geophys. Res. 101 (1996) 12,027-12,041.
- 612 26. S. Ida, R.M. Canup, G.R. Stewart, Lunar Accretion from an Impact Generated Disk,  
613 Nature 389 (1997) 353-357.
- 614 27. H. Tennekes, J.L. Lumley, A First Course on Turbulence, The MIT Press,  
615 Cambridge, Massachusetts, 1972.
- 616 28. N.I. Shakura, R.A. Sunyaev, Black holes in binary systems. Observational  
617 appearance, Astronomy and Astrophysics 24 (1973) 337.
- 618 29. D. Lynden-Bell, J.E. Pringle, The evolution of viscous discs and the origin of the  
619 nebular variables, Mon. Not. R. Astron. Soc. 168 (1974) 603-637.

620 30. J. Hantao, M. Burin, E. Scharfman, J. Goodman, Hydrodynamic turbulence cannot  
621 transport angular momentum effectively in astrophysical disks, *Nature* 444 (2006) 343-  
622 346.

623 31. J.E. Chambers, G.W. Wetherill, Planets in the Asteroid Belt, *Meteoritics and*  
624 *Planetary Science*, 36 (2001) 381-399.

625 32. R.B. Georg, A.N. Halliday, E.A. Schauble, B.C. Reynolds, Silicon in the Earth's  
626 Core, *Nature*, 447 (2007) 1102-1106.

627 33. H. Nagahara, I. Kushiro, B. Mysen, Evaporation of olivine: low pressure phase  
628 relations of the olivine system and its implication for the origin of chondritic components  
629 in the solar nebula, *Geochem. Cosmochem. Acta* 58 (1994) 1951-1963.

630 34. J.H. Jones, H. Palme, Geochemical constraints on the origin of the Earth and Moon,  
631 in: K. Righter, R.M. Canup, (Eds.), *Origin of the Earth and Moon*, University of Arizona  
632 Press, Tucson, AZ, 2000, pp. 197-216.

633 35. D.M. Hunten, R.O. Pepin, J.C.G. Walker, Mass fractionation in hydrodynamic  
634 escape, *Icarus*, 69 (1987) 532-549.

635

636

637

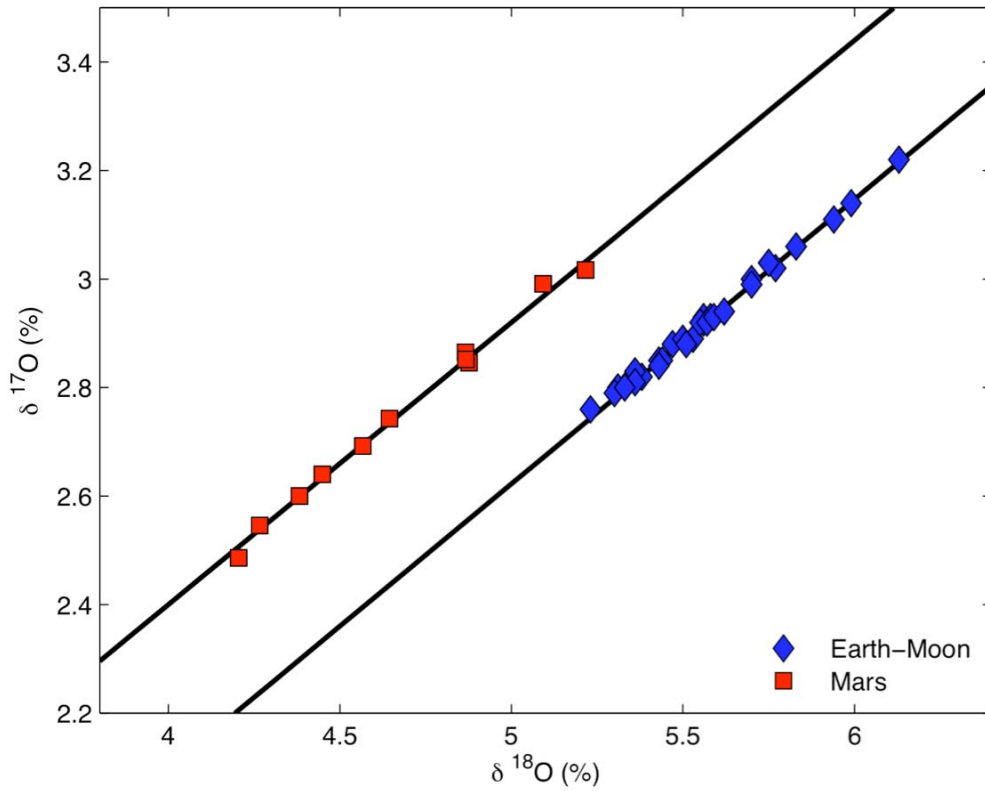
638

639

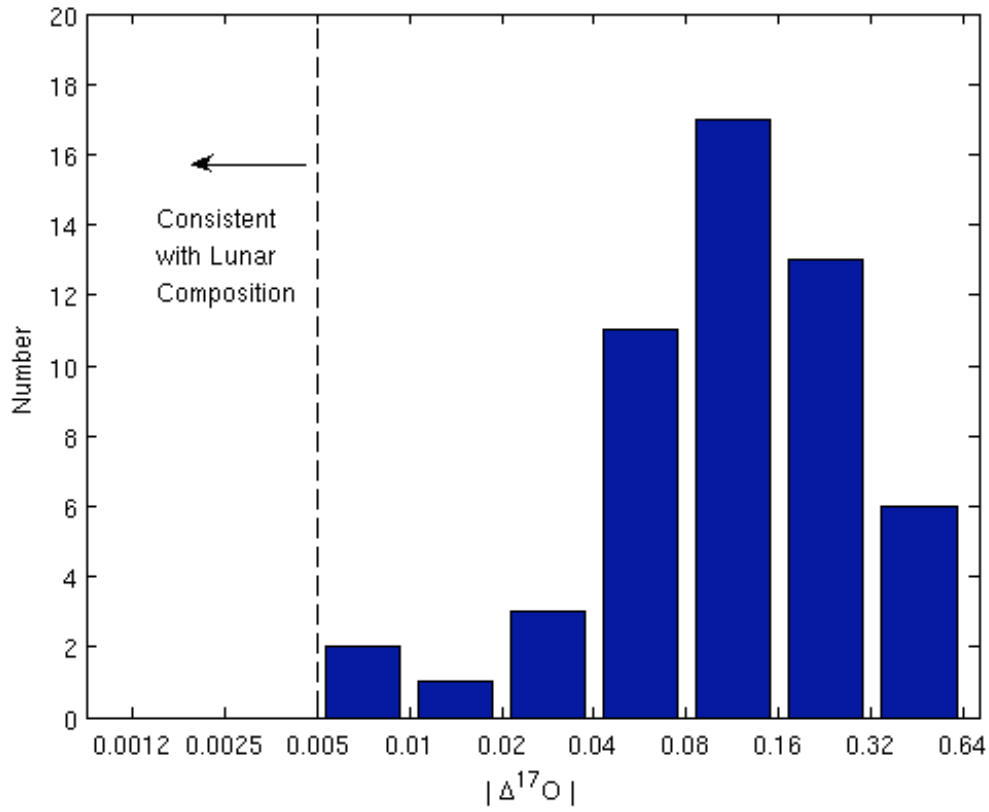
640

641

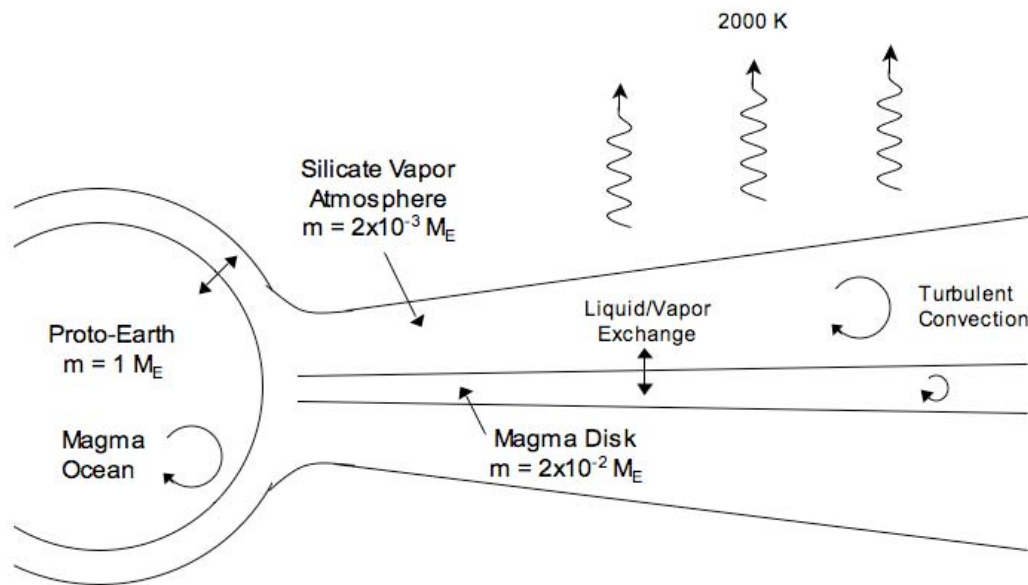
642



**Figure 1.** Oxygen isotopes for the Earth-Moon system and Mars. Samples from Mars are offset from the Earth by 0.32 per mil, while lunar data are indistinguishable from the Earth at the level of 0.005 per mil. Data from [12,13]

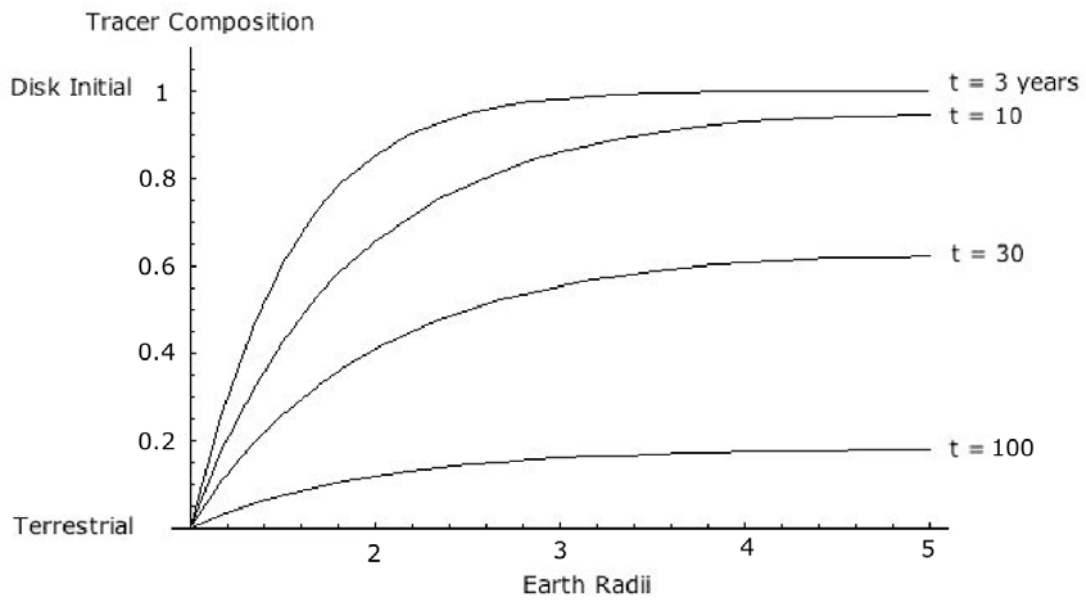


**Figure 2.** Histogram of the composition of impactors onto the planets in Chambers' [18] simulation 21, calibrated to the Earth-Mars difference. The mean deviation of the impactors' compositions from the final planets is  $\langle |\Delta^{17}\text{O}_{\text{imp}} - \Delta^{17}\text{O}_{\text{planet}}| \rangle = +0.15\%$ . Compositional scatter among incoming impactors is comparable to the differences observed between the planets. None of the impactors in this simulation had a composition similar enough to the target planet to yield the Earth-Moon system. A linear gradient with heliocentric distance is assumed.

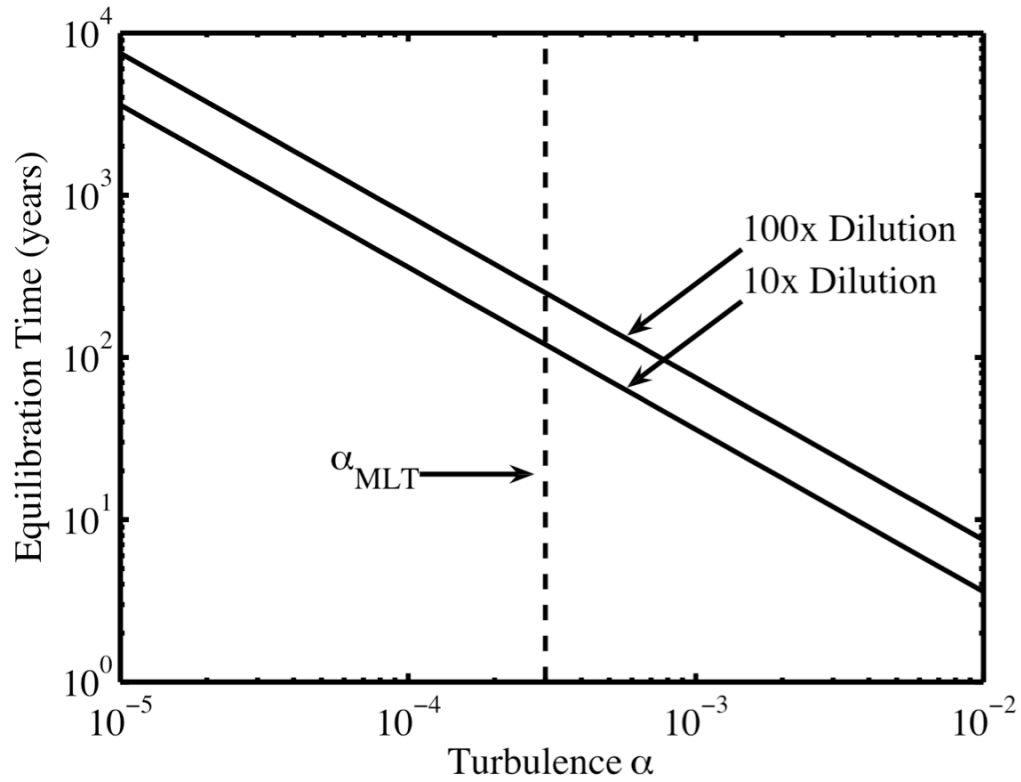


**Figure 3.** Schematic of Earth and proto-lunar disk immediately after the giant impact. High radiative heat loss guarantees convection in the silicate Earth, disk, and atmosphere. Liquid/vapor exchange with a common silicate vapor atmosphere makes it possible for the two massive liquid reservoirs to equilibrate. Convection within the Earth allows the entire terrestrial silicate reservoir to be tapped.





**Figure 4.** Snapshots of the solution to the diffusion equation, with the value of the tracer composition plotted against the cylindrical radius. The Earth's tracer composition is defined as zero and is unchanged by mixing; the initial composition of the disk is unity. Such mixing applies to passive tracers that readily partition between the liquid and vapor.



**Figure 5.** Timescale to dilute the Earth-Moon isotopic difference as a function of the diffusive turbulence alpha parameter. The lunar composition is obtained by integrating the composition of the outer half of the disk. Mixing length theory gives  $\alpha \sim 3 \times 10^{-4}$  corresponding to 100x dilution in  $\sim 250$  years. The equations for the two lines are  $T(\text{years}) = 0.75/\alpha$  and  $T(\text{years}) = 0.36/\alpha$ .