

Response properties of III-V dilute magnetic semiconductors: interplay of disorder, dynamical electron-electron interactions and band-structure effects

F. V. Kyrychenko and C. A. Ullrich

Department of Physics and Astronomy, University of Missouri, Columbia, Missouri 65211, USA

(Dated: November 15, 2018)

A theory of the electronic response in spin and charge disordered media is developed with the particular aim to describe III-V dilute magnetic semiconductors like $\text{Ga}_{1-x}\text{Mn}_x\text{As}$. The theory combines a detailed $\mathbf{k} \cdot \mathbf{p}$ description of the valence band, in which the itinerant carriers are assumed to reside, with first-principles calculations of disorder contributions using an equation-of-motion approach for the current response function. A fully dynamic treatment of electron-electron interaction is achieved by means of time-dependent density functional theory. It is found that collective excitations within the valence band significantly increase the carrier relaxation rate by providing effective channels for momentum relaxation. This modification of the relaxation rate, however, only has a minor impact on the infrared optical conductivity in $\text{Ga}_{1-x}\text{Mn}_x\text{As}$, which is mostly determined by the details of the valence band structure and found to be in agreement with experiment.

PACS numbers: 72.80Ey, 75.50Pp, 78.20.Bh

I. INTRODUCTION

The idea of using both charge and spin of electrons in a new generation of electronic devices constitutes the basis of spintronics.¹ The magnetic properties of the material combined with its semiconducting nature makes dilute magnetic semiconductors (DMSs) potentially appealing for various spintronics applications.² In particular, the effect of carrier mediated ferromagnetism opens up the possibility to control the electron spin and magnetic state of a system or device by means of an electric field. A lot of attention is drawn to $\text{Ga}_{1-x}\text{Mn}_x\text{As}$ due to the well developed technology of the conventional GaAs based electronics and discovery of its relatively high ferromagnetic transition temperature,² with a current record of $T_c = 185 \text{ K}$.³

Unlike most other III-V DMSs, the nature of the itinerant carriers in $\text{Ga}_{1-x}\text{Mn}_x\text{As}$ is still under debate.^{4,5} It is widely accepted that for low-doped insulating samples the Fermi energy lies in a narrow impurity band. For more heavily doped, high- T_c metallic samples there are strong indications that the impurity band merges with the host semiconductor valence band forming mostly host-like states at the Fermi energy with some low-energy tail of disorder-related localized states.⁶ First-principles calculations⁷⁻⁹ have so far not been fully conclusive regarding the nature of the itinerant carriers in this regime, and further theoretical studies continue to be necessary. Meanwhile, attention has shifted to model Hamiltonian approaches assuming either the valence band¹⁰ or impurity band¹¹ picture and their ability to adequately describe the experimental results in $\text{Ga}_{1-x}\text{Mn}_x\text{As}$.

Most theoretical approaches assuming the valence-band nature of itinerant holes in $\text{Ga}_{1-x}\text{Mn}_x\text{As}$ treat the band structure in detail, while disorder and many-body effects are only accounted for using simple phenomenological relaxation time approximations and static screening models.¹²⁻¹⁴ On the other hand, the extreme sensitivity of magnetic and transport properties of $\text{Ga}_{1-x}\text{Mn}_x\text{As}$

to details of the growth conditions¹⁵ and post-growth annealing¹⁶⁻¹⁸ points to the crucial role played by the defects and their configurations, and has stimulated intense research on the structure of defects and their influence on the various properties of the system.¹⁹ It is essential, therefore, to develop a theory of electrical conductivity in DMSs with more emphasis given to disorder and electron-electron interactions, without neglecting the intricacies of the electronic band structure.

Here we present a comprehensive theory for the electron dynamics in DMSs which accounts for the complexity of the valence band structure of the semiconductor host material and treats disorder and electron-electron interaction on an equal footing. In previous work we used a simplified treatment of the semiconductor valence band^{20,21} or considered only static properties of the system.²² In this paper we simultaneously account for the complexity of the valence band, use a first-principles approach to describe disorder contributions, and employ a fully dynamic treatment of electron interactions.

To account for the valence band structure we use the generalized $\mathbf{k} \cdot \mathbf{p}$ approach²³ where a certain number of bands are treated exactly while the contribution from the remote bands is included up to second order in momentum. To describe disorder effects we use the equation of motion for the paramagnetic current response function of the fully disordered system. This approach has some similarities to models developed earlier using the memory function formalism.²⁴⁻²⁶ The advantage of our approach as compared to the memory function formalism is the relative simplicity and transparency of the derivation and the straightforward possibility to include the spin degree of freedom. Another advantage is that our formalism is expressed in terms of a current-current and a set of density and spin-density response functions. This enables us to use the powerful apparatus of time-dependent density-functional theory (TDDFT)²⁷ to treat many-body effects such as dynamic screening and collective excitations of the itinerant carriers in principle exactly.

The paper is divided into two major sections and conclusions. For ease of reading, some of the derivations are presented in appendices. The theory section (Sec. II) is organized as follows. In Sec. IIA we present our general formalism based on the equation of motion of the current-current response function of the disordered system. In Sec. IIB we describe the evaluation of the current-current, density and spin-density response functions for the multiband system using a generalized $\mathbf{k} \cdot \mathbf{p}$ perturbation approach. Next, in Sec. IIC we show the treatment of electron-electron interaction by means of TDDFT. In Section III we first discuss the new features that the valence band character of itinerant carriers brings into the system, namely the dominance of the long-wavelength side of the single-particle excitation spectrum by the interband spin transitions and the effective suppression of the collective plasmon excitations within the valence band for the whole range of momentum. Next, in Sec. IIIB we discuss the effect of magnetic doping: spin and charge disorder in the system and modification of the band structure in the magnetically ordered phase. We show that the full dynamic treatment of electron-electron interactions allows us to capture the effect of collective excitations on the carrier relaxation time. We then compare our results also with experimental data on infrared conductivity. Finally, in Sec. IV we draw our conclusions.

II. THEORY

A. General formalism

We discuss a system described by the Hamiltonian

$$\hat{H} = \hat{H}_e + \hat{H}_m + \hat{H}_d, \quad (1)$$

where \hat{H}_e is the contribution of the itinerant carriers and \hat{H}_m represents the subsystem of localized magnetic spins. These two terms constitute the “clean” part of the total Hamiltonian. The last term in Eq. (1) describes disorder in the system:

$$\hat{H}_d = V^2 \sum_{\mathbf{k}} \hat{\mathcal{U}}(\mathbf{k}) \cdot \hat{\rho}(-\mathbf{k}), \quad (2)$$

where the four-component charge and spin disorder scattering potential

$$\hat{\mathcal{U}}(\mathbf{k}) = \frac{1}{V} \sum_j \begin{pmatrix} U_j(\mathbf{k}) \\ -\frac{J}{2} (\hat{S}_j^z - \langle S \rangle) \\ -\frac{J}{2} \hat{S}_j^- \\ -\frac{J}{2} \hat{S}_j^+ \end{pmatrix} e^{i\mathbf{k} \cdot \mathbf{R}_j} \quad (3)$$

is coupled to the four-component vector of charge and spin density operators of the itinerant carriers:

$$\hat{\rho} = \begin{pmatrix} \hat{\rho}^1 \\ \hat{\rho}^z \\ \hat{\rho}^+ \\ \hat{\rho}^- \end{pmatrix} = \begin{pmatrix} \hat{n} \\ \hat{s}^z \\ \hat{s}^+ \\ \hat{s}^- \end{pmatrix} \quad (4)$$

with the components

$$\hat{\rho}^\mu(\mathbf{k}) = \frac{1}{V} \sum_{\mathbf{q}} \sum_{nn'} \langle u_{n', \mathbf{q}-\mathbf{k}} | \sigma^\mu | u_{n, \mathbf{q}} \rangle \hat{a}_{n', \mathbf{q}-\mathbf{k}}^\dagger \hat{a}_{n, \mathbf{q}}. \quad (5)$$

Here, σ^μ ($\mu = 1, z, +, -$) is defined via the Pauli matrices, where σ^1 is the 2×2 unit matrix, $\sigma^\pm = (\sigma^x \pm i\sigma^y)/2$, and $|u_{n, \mathbf{q}}\rangle$ are the two-component Bloch function spinors with wave vector \mathbf{q} and band index n . The summation in Eq. (3) is performed over all defects. Note that the mean field part of the p - d exchange interaction between itinerant holes and localized spins is absorbed into the clean system band structure Hamiltonian \hat{H}_e ; disorder in our model consists of the Coulomb potential of charge defects and fluctuations of localized spins around the mean field value $\langle S \rangle$.

The general case of multiple types of defects, including defect correlations, was considered in Ref. 20. For simplicity we here include only the most important defect type, namely randomly distributed manganese ions in gallium substitutional positions (Mn_{Ga}). Our model treats localized spins as quantum mechanical operators coupled to the band carriers via a contact Heisenberg interaction featuring a momentum-independent exchange constant J . We use the value of $VJ = -55 \text{ meV nm}^3$, which corresponds to the widely used DMS p - d exchange constant $N_0\beta = -1.2 \text{ eV}$.¹⁰ The z -axis is chosen along the direction of the macroscopic magnetization.

Earlier we developed a theory of transport in charge and spin disordered media with emphasis on a treatment of disorder and electron-electron interaction.²¹ It is based on an equation of motion^{28,29} approach for the paramagnetic current-current response of the full, disordered system:

$$\chi_{j_{p\alpha} j_{p\beta}}(\mathbf{r}, \mathbf{r}', \tau) = -\frac{i}{\hbar} \Theta(\tau) \langle [\hat{j}_{p\alpha}(\tau, \mathbf{r}), \hat{j}_{p\beta}(\mathbf{r}', \tau)] \rangle_H, \quad (6)$$

where

$$\hat{j}_{p\alpha}(\tau, \mathbf{r}) = e^{\frac{i}{\hbar} \hat{H} \tau} \hat{j}_{p\alpha}(\mathbf{r}) e^{-\frac{i}{\hbar} \hat{H} \tau} \quad (7)$$

is the paramagnetic current-density operator in Heisenberg representation and $\alpha, \beta = x, y, z$ are Cartesian coordinates. During the derivation we assumed our system to be macroscopically homogeneous, which is justified if the coherence length of the electrons is much shorter than the system size. In this case, summing over all electrons will leave us with an averaged effect of disorder that does not depend on the particular disorder configuration. For such macroscopically homogeneous systems the response at point \mathbf{r} depends only on the distance $|\mathbf{r} - \mathbf{r}'|$ to the perturbation and not on the particular choice of points \mathbf{r} and \mathbf{r}' . Another major approximation involves the decoupling procedure, where we neglect the influence of the itinerant carriers on the localized spins. Therefore, our approach does not include magnetic polaron effects and lacks the microscopic features of carrier mediated ferromagnetism. The latter, however, can be reinstated to some extent by

introducing a phenomenological Heisenberg-like term in the magnetic subsystem Hamiltonian \hat{H}_m . Details of the derivation are presented in Ref. 21.

The final expression for the total current response reads

$$\begin{aligned} \chi_{\alpha\beta}^J(\mathbf{q}, \omega) &= \chi_{j_{p\alpha}j_{p\beta}}^c(\mathbf{q}, \omega) + \frac{n}{m}\delta_{\alpha\beta} \\ &+ \frac{V^2}{m^2\omega^2} \sum_{\mathbf{k}} k_\alpha k_\beta \sum_{\mu\nu} \langle \hat{U}_\mu(\mathbf{k}) \hat{U}_\nu(-\mathbf{k}) \rangle_{H_m} \\ &\times \left(\chi_{\rho^\mu\rho^\nu}(\mathbf{q} - \mathbf{k}, \omega) - \chi_{\rho^\mu\rho^\nu}^c(-\mathbf{k}) \right), \end{aligned} \quad (8)$$

where $\chi_{\rho^\mu\rho^\nu}(\mathbf{k}, \omega)$ is the set of charge and spin density response functions with respect to the operators (4)–(5) and the superscript “c” indicates quantities defined in the clean system. By comparing Eq. (8) with the Drude formula in the weak disorder limit $\omega\tau \gg 1$,

$$\chi_D^J(\omega) = \frac{n}{m} \frac{1}{1 + i/\omega\tau} \approx \frac{n}{m} - \frac{in}{m\omega\tau}, \quad (9)$$

we identify the tensor of Drude-like frequency- and momentum-dependent relaxation rates of the form

$$\begin{aligned} \tau_{\alpha\beta}^{-1}(\mathbf{q}, \omega) &= i \frac{V^2}{nm\omega} \sum_{\mathbf{k}} k_\alpha k_\beta \langle \hat{U}_\mu(-\mathbf{k}) \hat{U}_\nu(\mathbf{k}) \rangle_{H_m} \\ &\times \left(\chi_{\rho^\mu\rho^\nu}(\mathbf{q} - \mathbf{k}, \omega) - \chi_{\rho^\mu\rho^\nu}^c(\mathbf{k}, 0) \right). \end{aligned} \quad (10)$$

Note that the right-hand side of Eqs. (8) and (10) contains the set of spin and charge response functions of the full, disordered system. Therefore, strictly speaking, Eq. (8) should be evaluated self-consistently³⁰ with the continuity equations closing the loop. Here we use a simplified approach based on two approximations. First, taking the weak disorder limit in the right hand side of Eq. (10) we retain terms up to the second order in components of the disorder potential. In other words, the spin and charge response functions of the full system in Eq. (10) are replaced by their clean system counterparts:

$$\chi_{\rho^\mu\rho^\nu}(\mathbf{q} - \mathbf{k}, \omega) \rightarrow \chi_{\rho^\mu\rho^\nu}^c(\mathbf{q} - \mathbf{k}, \omega). \quad (11)$$

Next we assume that the paramagnetic current response function of the full system may be expressed as the clean system response function with a lifetime broadening given by Eq. (10):

$$\chi_{j_{p\alpha}j_{p\beta}}(\mathbf{q}, \omega) \approx \chi_{j_{p\alpha}j_{p\beta}}^c(\mathbf{q}, \omega - i\tau_{\alpha\beta}^{-1}). \quad (12)$$

Equations (10)–(12) will be used in the following.

B. Multiband $\mathbf{k} \cdot \mathbf{p}$ approach

In order to obtain the conductivity through Eqs. (10)–(12) we will have to calculate the paramagnetic current response and spin and charge density response functions of the clean system. To properly describe the complexity of the semiconductor valence band we are going to implement the multiband $\mathbf{k} \cdot \mathbf{p}$ approach.

First we derive the current and density response functions in the formal basis of the Bloch states

$$|n, \mathbf{k}\rangle = \frac{1}{\sqrt{V}} e^{i\mathbf{k}\cdot\mathbf{r}} |u_{n,\mathbf{k}}\rangle \quad (13)$$

which diagonalize the clean system Hamiltonian

$$\hat{H} = \sum_{n,\mathbf{k}} \varepsilon_{n,\mathbf{k}} \hat{a}_{n,\mathbf{k}}^+ \hat{a}_{n,\mathbf{k}}. \quad (14)$$

Within second quantization in the basis (13), the paramagnetic current in the system with spin-orbit interaction is given by

$$\begin{aligned} \hat{\mathbf{j}}_p(\mathbf{q}) &= \frac{1}{V} \sum_{n,n',\mathbf{k}} \left[\frac{\hbar}{m_0} \left(\mathbf{k} - \frac{1}{2}\mathbf{q} \right) \langle u_{n',\mathbf{k}-\mathbf{q}} | u_{n,\mathbf{k}} \rangle \right. \\ &\left. + \frac{1}{m_0} \langle u_{n',\mathbf{k}-\mathbf{q}} | \hat{\pi} | u_{n,\mathbf{k}} \rangle \right] \hat{a}_{n',\mathbf{k}-\mathbf{q}}^+ \hat{a}_{n,\mathbf{k}}, \end{aligned} \quad (15)$$

with

$$\hat{\pi} = \hat{\mathbf{p}} + \frac{\hbar}{4m_0c^2} [\hat{\sigma} \times \hat{\nabla} U_c], \quad (16)$$

where U_c is the periodic crystal field potential. Hereafter, performing the real space integration we assume that the envelop function varies slowly on the scale of the unit cell.

Introducing the time dependence of the creation and destruction operators in (15), the paramagnetic current response of the multiband system can be directly evaluated, and one finds

$$\begin{aligned} \chi_{j_{p\alpha}j_{p\beta}}^c(\mathbf{q}, \omega) &= \frac{1}{Vm_0^2} \sum_{n,n',\mathbf{k}} \frac{f_{n',\mathbf{k}-\mathbf{q}} - f_{n,\mathbf{k}}}{\varepsilon_{n',\mathbf{k}-\mathbf{q}} - \varepsilon_{n,\mathbf{k}} + \hbar\omega + i\eta} \\ &\times \left[\hbar \left(k_\alpha - \frac{q_\alpha}{2} \right) \langle u_{n',\mathbf{k}-\mathbf{q}} | u_{n,\mathbf{k}} \rangle + \langle u_{n',\mathbf{k}-\mathbf{q}} | \hat{\pi}_\alpha | u_{n,\mathbf{k}} \rangle \right] \left[\hbar \left(k_\beta - \frac{q_\beta}{2} \right) \langle u_{n,\mathbf{k}} | u_{n',\mathbf{k}-\mathbf{q}} \rangle + \langle u_{n,\mathbf{k}} | \hat{\pi}_\beta | u_{n',\mathbf{k}-\mathbf{q}} \rangle \right]. \end{aligned} \quad (17)$$

A similar procedure for the spin and charge density response yields:

$$\chi_{\rho^\mu \rho^\nu}^c(\mathbf{q}, \omega) = \frac{1}{V} \sum_{n, n', \mathbf{k}} \frac{f_{n', \mathbf{k}-\mathbf{q}} - f_{n, \mathbf{k}}}{\varepsilon_{n', \mathbf{k}-\mathbf{q}} - \varepsilon_{n, \mathbf{k}} + \hbar\omega + i\eta} \langle u_{n', \mathbf{k}-\mathbf{q}} | \hat{\sigma}^\mu | u_{n, \mathbf{k}} \rangle \langle u_{n, \mathbf{k}} | \hat{\sigma}^\nu | u_{n', \mathbf{k}-\mathbf{q}} \rangle. \quad (18)$$

All we need now for evaluating Eqs. (17) and (18) is to determine the form of the periodic Bloch functions $|u_{n, \mathbf{k}}\rangle$ that diagonalize the clean system Hamiltonian. The common approach is to diagonalize the multiband $\mathbf{k} \cdot \mathbf{p}$ Hamiltonian that treats certain bands exactly and treats contributions from remote bands up to second order in momentum. The derivation of such a Hamiltonian is outlined in Appendix A. By diagonalizing the matrix of this Hamiltonian, however, we obtain the eigenvectors of the modified Hamiltonian (A7). Before evaluating the matrix elements between Bloch periodic functions $|u_{n, \mathbf{k}}\rangle$ in Eqs. (17) and (18) we therefore have to perform the unitary transformation (A4). Details of these calculations are presented in Appendix B.

The final expression for the paramagnetic current response function in the long-wave limit $\mathbf{q} = 0$ (since we are looking for the optical response) is given by

$$\chi_{j_{p\alpha} j_{p\beta}}^c(\omega) = \frac{1}{Vm_0^2} \sum_{n, n', \mathbf{k}} \frac{f_{n', \mathbf{k}} - f_{n, \mathbf{k}}}{\varepsilon_{n', \mathbf{k}} - \varepsilon_{n, \mathbf{k}} + \hbar\omega + i\eta} \times \left[\sum_{s' s} B_{s'}^*(n', \mathbf{k}) B_s(n, \mathbf{k}) \frac{m_0}{\hbar} \frac{\partial}{\partial k_\alpha} \langle s' | \bar{H} | s \rangle \right] \left[\sum_{s' s} B_s^*(n, \mathbf{k}) B_{s'}(n', \mathbf{k}) \frac{m_0}{\hbar} \frac{\partial}{\partial k_\beta} \langle s | \bar{H} | s' \rangle \right], \quad (19)$$

where \bar{H} denotes the effective multiband $\mathbf{k} \cdot \mathbf{p}$ Hamiltonian (A7) and $\mathbf{B}(n, \mathbf{k})$ is its eigenvector for the state with energy $\varepsilon_{n, \mathbf{k}}$. The charge and spin density response is approximated by

$$\chi_{\rho^\mu \rho^\nu}^c(\mathbf{q}, \omega) \approx \frac{1}{V} \sum_{n, n', \mathbf{k}} \frac{f_{n', \mathbf{k}-\mathbf{q}} - f_{n, \mathbf{k}}}{\varepsilon_{n', \mathbf{k}-\mathbf{q}} - \varepsilon_{n, \mathbf{k}} + \hbar\omega + i\eta} \times \sum_{s', s, \tau, \tau'} B_{s'}^*(n', \mathbf{k} - \mathbf{q}) B_{\tau'}(n', \mathbf{k} - \mathbf{q}) B_s(n, \mathbf{k}) B_\tau^*(n, \mathbf{k}) \langle s' | \hat{\sigma}^\mu | s \rangle \langle \tau | \hat{\sigma}^\nu | \tau' \rangle. \quad (20)$$

If $\hat{\sigma}^\mu = (\hat{\sigma}^\nu)^\dagger$, i.e. for χ_{nn} , $\chi_{s^z s^z}$ and $\chi_{s^\pm s^\mp}$, the second sum is a real quantity. Then, the imaginary part is

$$\Im[\chi_{\rho^\mu (\rho^\mu)^\dagger}^c(\mathbf{q}, \omega)] = -\frac{\pi}{(2\pi)^3} \sum_{n, n'} \int d^3\mathbf{k} (f_{n', \mathbf{k}-\mathbf{q}} - f_{n, \mathbf{k}}) \delta[\hbar\omega - (\varepsilon_{n, \mathbf{k}} - \varepsilon_{n', \mathbf{k}-\mathbf{q}})] \left| \sum_{s', s'} B_{s'}^*(n', \mathbf{k} - \mathbf{q}) B_s(n, \mathbf{k}) \langle s' | \hat{\sigma}^\mu | s \rangle \right|^2. \quad (21)$$

It is seen that in the long-wavelength limit ($\mathbf{q} \rightarrow 0$) the imaginary part of the density response ($\sigma^\mu \equiv \sigma^1$) vanishes as a product of orthogonal states, while the imaginary part of spin response is, in general, finite. We conclude from this that the long-wavelength spectrum of single-particle excitations is dominated by spin transitions.

The calculations were performed within an 8-band $\mathbf{k} \cdot \mathbf{p}$ model. The basis functions and explicit form of the Hamiltonian matrix are presented in Appendix C.

C. Electron-electron interaction

A major advantage of our formalism is that it is expressed in terms of current and density response functions. This allows us to use the powerful apparatus of TDDFT to account for the effects of electron-electron interaction.

Let us first examine the current response of the clean

system. In this paper we are considering the optical response, i.e. the response to transverse perturbations. Since transverse perturbations only induce a transverse response in a homogeneous system, there are no density fluctuations directly created by an electromagnetic field. The total current response of the interacting system in this case can be expressed as

$$\left(\chi^J(\mathbf{q}, \omega) \right)^{-1} = \left(\chi_0^J(\mathbf{q}, \omega) \right)^{-1} + \frac{4\pi e}{\omega^2 - c^2 q^2} + \frac{q^2}{\omega^2} v_q G_{T+}, \quad (22)$$

where χ_0^J is the response of the noninteracting system, v_q is the Coulomb interaction, and the local field factor G_{T+} represents corrections from the exchange-correlation (xc) part of the electron interaction.

The corrections to the transverse current response function caused by electron-electron interaction are relativistically small in this case and can be neglected. So, for the transverse current response of the clean system we will use the noninteracting form.

The set of the density and spin-density response func-

tions of the clean system enters our expression (10) for the frequency- and momentum-dependent relaxation rates. TDDFT allows us to describe all the effect of electron interaction, including correlations and collective modes, in principle, exactly. Within the TDDFT formalism the charge- and spin-density responses of the interacting system can be expressed as:³²

$$\underline{\underline{\chi}}^{-1}(\mathbf{q}, \omega) = \underline{\underline{\chi}}_0^{-1}(\mathbf{q}, \omega) - \underline{\underline{v}}(q) - \underline{\underline{f}}_{\text{xc}}(\mathbf{q}, \omega), \quad (23)$$

where all quantities are 4×4 matrices and $\underline{\underline{\chi}}_0$ denotes the matrix of response functions of the noninteracting system, $\underline{\underline{v}}(q)$ is the Hartree part of the electron-electron interactions, and $\underline{\underline{f}}_{\text{xc}}$ represents xc corrections in the form of local field factors. As a simplification we use only the

exchange part of $\underline{\underline{f}}_{\text{xc}}$ and apply the adiabatic local spin density approximation. Explicit expressions for the local field factors of the partially spin polarized system are given in Appendix D.

In general, $\underline{\underline{f}}_{\text{xc}}$ is a symmetric 4×4 matrix. If, however, the z -axis is directed along the average spin, then the ground state transversal spin densities vanish, $\rho_+ = \rho_- = 0$, and the matrix $\underline{\underline{f}}_{\text{xc}}$ becomes block-diagonal:

$$\underline{\underline{f}}_{\text{xc}} = \begin{pmatrix} f_{11} & f_{1z} & 0 & 0 \\ f_{1z} & f_{zz} & 0 & 0 \\ 0 & 0 & 0 & f_{+-} \\ 0 & 0 & f_{+-} & 0 \end{pmatrix}. \quad (24)$$

Performing the matrix inversion in Eq. (23) we obtain the tensor of response functions of the interacting system in the form

$$\underline{\underline{\chi}} \equiv \begin{pmatrix} \chi_{nn} & \chi_{ns^z} & \chi_{ns^+} & \chi_{ns^-} \\ \chi_{s^z n} & \chi_{s^z s^z} & \chi_{s^z s^+} & \chi_{s^z s^-} \\ \chi_{s^+ n} & \chi_{s^+ s^z} & \chi_{s^+ s^+} & \chi_{s^+ s^-} \\ \chi_{s^- n} & \chi_{s^- s^z} & \chi_{s^- s^+} & \chi_{s^- s^-} \end{pmatrix} = \begin{pmatrix} \frac{\chi_{nn}^0 - f_{zz}\Delta}{\epsilon_{\text{LFF}}} & \frac{\chi_{ns^z}^0 + f_{1z}\Delta}{\epsilon_{\text{LFF}}} & 0 & 0 \\ \frac{\chi_{s^z n}^0 + f_{1z}\Delta}{\epsilon_{\text{LFF}}} & \frac{\chi_{s^z s^z}^0 - (v(q) + f_{11})\Delta}{\epsilon_{\text{LFF}}} & 0 & 0 \\ 0 & 0 & 0 & \frac{\chi_{s^+ s^-}^0}{1 - f_{+-}\chi_{s^+ s^-}^0} \\ 0 & 0 & \frac{\chi_{s^- s^+}^0}{1 - f_{+-}\chi_{s^- s^+}^0} & 0 \end{pmatrix}, \quad (25)$$

where

$$\epsilon_{\text{LFF}} = 1 - (v(q) + f_{11})\chi_{nn}^0(q, \omega) - f_{zz}\chi_{s^z s^z}^0(q, \omega) - f_{1z}(\chi_{ns^z}^0(q, \omega) + \chi_{s^z n}^0(q, \omega)) + (f_{zz}(v(q) + f_{11}) - f_{1z}^2)\Delta, \quad (26)$$

and

$$\Delta = \chi_{nn}^0\chi_{s^z s^z}^0 - \chi_{ns^z}^0\chi_{s^z n}^0 = 4\chi_{\uparrow}^0\chi_{\downarrow}^0. \quad (27)$$

III. RESULTS AND DISCUSSION

We now discuss applications of our formalism for the specific case of GaMnAs DMSs. The band structure parameters used in our calculations correspond to those of the GaAs host material: the band gap and spin-orbit splitting are $E_g = 1.519$ eV and $\Delta = 0.341$ eV, Luttinger parameters are $\gamma_1 = 6.97$, $\gamma_2 = 2.25$ and $\gamma_3 = 2.85$, conduction band effective mass is $m_e = 0.065 m_0$, Kane momentum matrix element is $E_p = 27.86$ eV and the static dielectric constant $K = 13$. The $s(p)$ - d exchange interaction constants within the conduction and valence bands are $N_0\alpha = 0.2$ eV and $N_0\beta = -1.2$ eV, respectively.

A. Clean p -type GaAs

Before considering the effects of magnetic impurities and associated charge and spin disorder on the transport properties, we would like to discuss some new features that the valence band character of the itinerant carriers brings into the system. They stem from the complexity of the semiconductor valence band: strong spin orbit interaction and the Γ -point degeneracy of the p -states.

The multiband nature of the valence band gives rise to a rich single-particle excitation spectrum. In Fig. 1 we show a schematic representation of the valence band structure of a p -type semiconductor. Arrows indicate the possible single-particle excitations. In addition to the intraband excitations within the heavy hole band (analogous to the excitations within the conduction band of n -doped semiconductors), here we have intra-band excitations within the light hole band as well as inter-valence band excitations between light and heavy hole bands and between split-off and heavy and/or light hole bands.

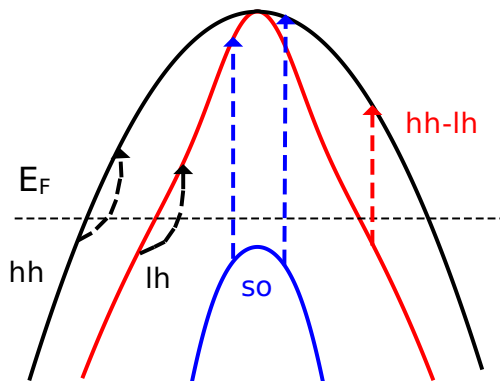


FIG. 1. (Color online) Schematic diagram of the possible single-particle excitations in the valence band of a p -type semiconductor. Dashed lines indicate intra-valence band excitations within the heavy hole band (hh), within the light hole band (lh) and inter-valence band excitations between heavy hole and light hole bands (hh-lh) and between split-off and heavy hole and light hole bands (so).

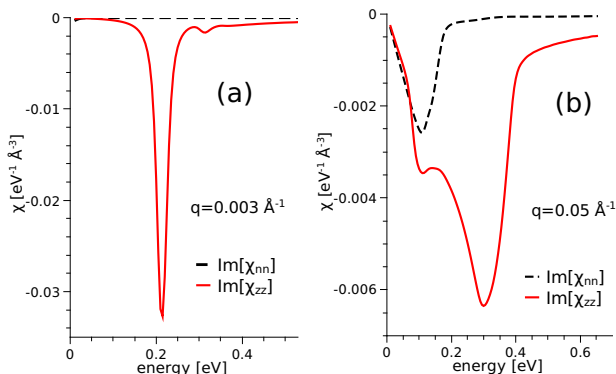


FIG. 2. (Color online) Imaginary part of the noninteracting density and longitudinal spin response functions in p -doped GaAs for different wave vectors $q = 0.003 \text{ \AA}^{-1}$ (a) and $q = 0.05 \text{ \AA}^{-1}$ (b). The hole concentration is $p = 3.5 \times 10^{20} \text{ cm}^{-3}$.

The variety of the possible single-particle excitations substantially modifies the density and spin response of the system. Some of the modifications are not very obvious. At the end of the Sec. II B we already mentioned the significant difference between spin and density responses in the long wavelength limit. Let us consider this in more detail. The spin response of the noninteracting electron gas coincides with the density response and can be expressed through the Lindhard function. The spin-orbit interaction within the valence band breaks down this correspondence.

In Fig. 2 we plot the imaginary part of the noninteracting density and longitudinal spin response functions in p -doped GaAs for different wave vectors. For a small

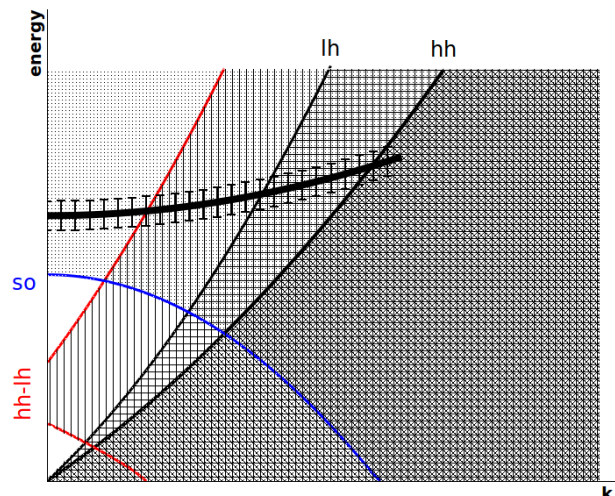


FIG. 3. (Color online) Schematic diagram of the excitation spectrum within the semiconductor valence band. Labels indicate the edges of single-particle excitation regions within the heavy hole band (hh), within the light hole band (lh), between heavy hole and light hole bands (hh-lh) and between the split-off band and heavy and light hole bands (so), see Fig. 1. As a result, the plasmon mode in the valence band lies entirely within the single-particle excitation spectrum and is effectively suppressed due to Landau damping.

wave vector $q = 0.003 \text{ \AA}^{-1}$ the longitudinal spin response exhibits a strong peak around 0.2 eV associated with inter-valence band spin excitations between heavy and light hole subbands. The corresponding density excitations are suppressed due to the orthogonality of the initial and final states, see Eq. (21). As a result, the density response for short wavevectors is almost nonexistent. If we increase the wave vector to $q = 0.05 \text{ \AA}^{-1}$, the intraband excitations within the heavy hole band become noticeable in both density and spin responses. The longitudinal spin response, however, still prevails in the range of inter-valence band transitions.

This leads us to conclude that the long-wavelength spectrum of the single-particle excitations in p -doped semiconductors is dominated by the inter-valence band spin excitations. The origin of this effect is in the spin-orbit interaction, which mixes spin and orbital degrees of freedom. Without the spin-orbit interaction, vertical spin excitations would be prohibited due to the orthogonality of the orbital parts of Bloch functions.

Another interesting feature of p -doped semiconductors is the effective suppression of the collective modes in the valence band. In the conventional picture of the conduction band, collective plasmon excitations are well defined in the long-wavelength side of the excitation spectrum. With increasing momentum, the collective mode approaches and then enters the region of single-particle excitations, where it becomes rapidly suppressed due to Landau damping.

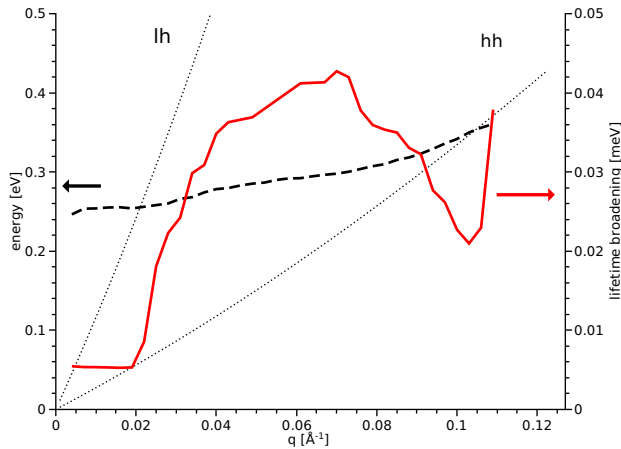


FIG. 4. (Color online) Dispersion (dashed black) and lifetime broadening (solid red) of the valence band plasmon calculated for the p -doped GaAs with the hole concentration of $p = 3.5 \times 10^{20} \text{ cm}^{-3}$. Dotted lines correspond to the onset of the intraband single-particle excitations within the light hole and heavy hole bands.

The situation is different for the valence band. In Fig. 3 we plot a schematic diagram of the excitation spectrum. The excitation region for single-particle transitions within the heavy hole band is qualitatively similar to that of the conduction band. In the valence band, however, the single-particle excitation spectrum is extended due to the intraband transitions within the light hole band and interband transitions between heavy and light hole bands and between split-off and heavy/light hole bands (red and blue arrows in Fig. 1). In Fig. 3 the corresponding regions of single-particle excitations are shaded with different patterns. It can be seen that the collective mode in the valence band falls entirely within the region of single-particle excitations and, therefore, becomes suppressed even at the long-wavelength side of the spectrum. Error bars in Fig. 3 indicate the plasmon resonance broadening due to Landau damping.

To illustrate the effect we have performed numerical calculations of the plasmon dispersion and the lifetime broadening of the collective excitations in the valence band of the p -doped GaAs. The plasmon frequencies were determined as the zeros of the real part of the RPA dielectric function and the lifetime broadening is associated with the imaginary part of the frequency poles. In Fig. 4 the black and red lines correspond to the dispersion and the lifetime of the plasmon excitations, respectively. The dotted lines indicate the regions of the intraband single-particle excitations within the light hole and heavy hole bands, compare with Fig. 3. At small wavevectors the plasmon mode falls within the region of inter-valence band single-particle excitations resulting in a lifetime broadening of the collective resonance of about 5 meV. Once the plasmon dispersion enters the region of single-particle excitations within the light hole band, the life-time broadening substantially increases into the 30-

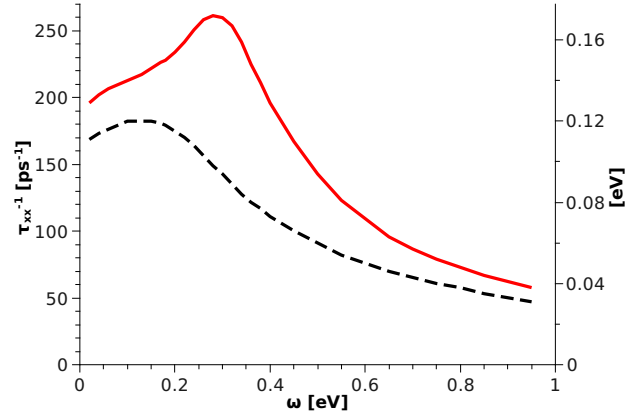


FIG. 5. (Color online) Total (charge and spin) carrier relaxation rate for $\text{Ga}_{0.948}\text{Mn}_{0.052}\text{As}$ with hole concentration $p = 3 \times 10^{20} \text{ cm}^{-3}$. Dashed line: static screening model. Solid line: evaluation of Eq. (10) with full dynamic TDDFT treatment of electron interaction. See discussion in text.

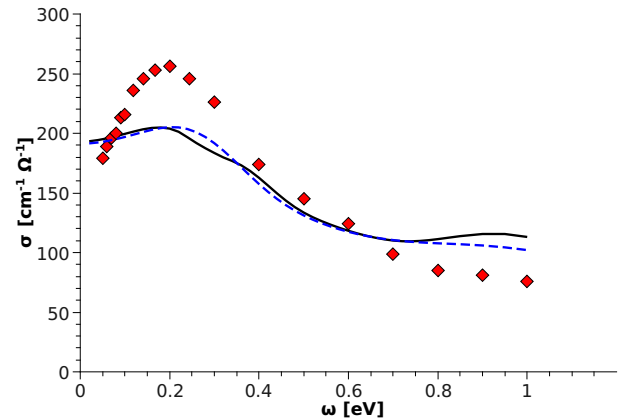


FIG. 6. (Color online) Infrared conductivity of ferromagnetic $\text{Ga}_{0.948}\text{Mn}_{0.052}\text{As}$ with hole concentration $p = 3 \times 10^{20} \text{ cm}^{-3}$. Calculations are performed according to Eq. (12), and using a relaxation rate obtained through Eq. (10) (solid line) or a fixed $\tau^{-1} = 230 \text{ ps}^{-1}$ (dashed line). Symbols are the experimental data of Ref. 34.

40 meV range. An additional sharp rise in the damping takes place when the collective mode enters the region of heavy hole intraband excitations.

B. Magnetically doped GaMnAs

The introduction of magnetic impurities in GaAs has two consequences. First, charge and spin disorder are brought into the system and, second, the mean field part of the p - d exchange interaction between localized spins and itinerant holes causes modifications of the valence band structure once the system enters the magnetically ordered phase.

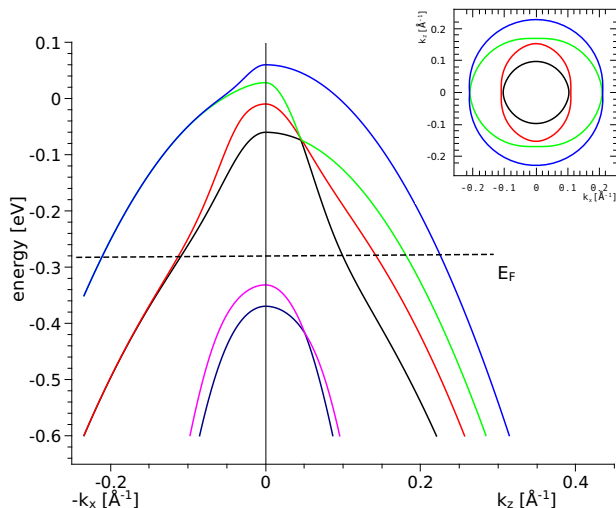


FIG. 7. (Color online) Band structure of ferromagnetic $\text{Ga}_{0.95}\text{Mn}_{0.05}\text{As}$ with hole concentration $p = 3.5 \times 10^{20} \text{ cm}^{-3}$. Alignment of localized spins results in strongly anisotropic valence band spin splitting. Inset shows a cut of the Fermi surface by the plane $k_y = 0$.

Let us consider the effect of disorder first. In calculating carrier relaxation rates, most theoretical models for GaMnAs use a static screening approach, where all many-body effects are reduced to the static screening of the Coulomb disorder potential. Within our model, however, the momentum and frequency dependent relaxation rate (10) is expressed through the set of density and spin-density response functions that allows us to use the full dynamic treatment of electron-electron interaction, thus accounting for the variety of many-body effects including correlations and collective modes.

In Fig. 5 we plot the frequency dependence of the total (charge and spin) relaxation rate calculated for $\text{Ga}_{0.948}\text{Mn}_{0.052}\text{As}$ within the static screening model and using the full dynamic treatment of electron-electron interaction according to Eq. (10). The difference between the two curves in the static limit is due to the xc part of the electron-electron interaction that affects both charge and spin scattering. The most striking difference, however, is the pronounced feature appearing between 0.2 eV and 0.5 eV associated with the collective modes. Although we have seen above that the collective excitations are significantly damped in the valence band, they still play an important role in the transport properties of the system providing an effective channel for momentum relaxation. Their contributions give up to 50% increase to the total carrier relaxation rate. Note that, due to their longitudinal character, the plasmon modes do not directly affect the optical response and enter only indirectly through the tensor of frequency and momentum dependent relaxation rates (10).

In Fig. 6 we compare our calculations of the infrared conductivity of ferromagnetic $\text{Ga}_{0.948}\text{Mn}_{0.052}\text{As}$ with the experimental data of Singley *et al.*³⁴ The calculations

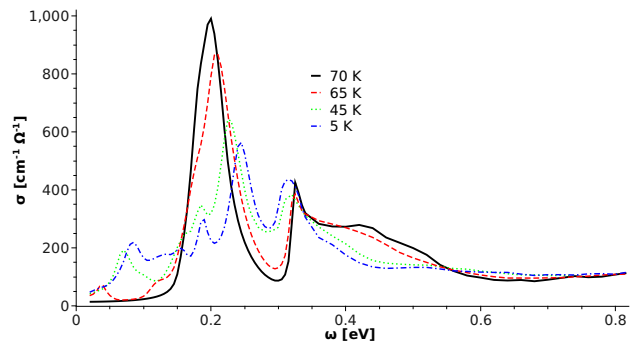


FIG. 8. (Color online) Temperature dependence of infrared conductivity of $\text{Ga}_{0.948}\text{Mn}_{0.052}\text{As}$ with hole concentration $p = 3 \times 10^{20} \text{ cm}^{-3}$ and $T_c = 70 \text{ K}$ calculated with weak disorder, lifetime broadening of $\Gamma = 5 \text{ meV}$.

were performed according to Eq. (12). Solid line corresponds to a relaxation rate obtained through Eq. (10), dashed line describes calculations with the fixed $\tau^{-1} = 230 \text{ ps}^{-1}$. The theory shows qualitative agreement with the experiment. The insensitivity of the calculations to the frequency dependence of relaxation rate (minor difference between solid and dashed lines in Fig. 6) suggests that effects of the band structure play the dominant role in determining the shape of the infrared conductivity and overshadow the strong frequency dependence of τ obtained within our model and presented in Fig. 5.

An alternative possible experimental probe that could reveal the details of the frequency and momentum dependence of the carrier relaxation rate in more explicit ways are measurements of the position and lineshape of the plasmon resonance itself. It was shown in Ref. 25 that these quantities are sensitive to the carrier relaxation time, with both real and imaginary part of τ and its dynamic nature being essential. Our approach seems to fit well to describe such experiments.

As was mentioned before, the magnetic impurities bring localized spins into the system, which interact with the itinerant carriers through the p - d exchange interaction. The fluctuating part of this interaction constitutes the spin disorder. The mean field part of exchange interaction, which we absorb into the clean system band structure Hamiltonian \hat{H}_e , is responsible for the spin splitting of the valence bands once the system enters the magnetically ordered state. Due to the spin-orbit interaction within the valence band, this spin splitting strongly depends both on the magnitude and direction of the wave vector \mathbf{k} .

In Fig. 7 we plot the band structure of ferromagnetic $\text{Ga}_{0.95}\text{Mn}_{0.05}\text{As}$. Strong anisotropy of the valence band spin-splitting is seen between directions along and perpendicular to the magnetization of localized spins (z -direction). The inset shows a cut of the Fermi surface by the plane $k_y = 0$. One can easily see the distortion of the Fermi surface from the spherical shape of the paramagnetic system (for clarity we have neglected here the

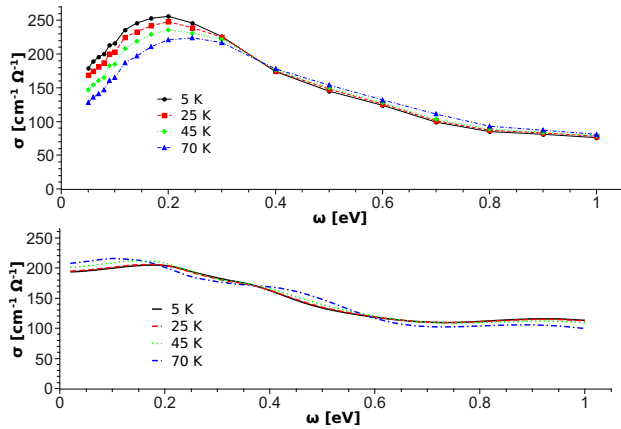


FIG. 9. (Color online) Temperature dependence of the infrared conductivity of $\text{Ga}_{0.948}\text{Mn}_{0.052}\text{As}$ with hole concentration $p = 3 \times 10^{20} \text{ cm}^{-3}$ and $T_c = 70 \text{ K}$. Upper panel: experimental data of Ref. 34. Lower panel: results from Eq. (12).

valence band warping, but it is included in our calculations). The modification of the Fermi surface together with the suppression of localized spin fluctuations are responsible for the significant drop in static resistivity of GaMnAs during the transition from paramagnetic to ferromagnetic state. This effect was considered before.^{22,35}

Here we point out that the modification of the valence band structure during the transition from paramagnetic to ferromagnetic state also modifies energies and oscillator strengths of intervalence band optical transitions affecting thus the infrared conductivity as well. To better show the underlying physics of temperature induced changes, we plot in Fig. 8 the infrared conductivity for the sample parameters of Ref. 34, but with a small lifetime broadening of $\Gamma = 5 \text{ meV}$. In the paramagnetic state (solid line) three features can be identified: a strong peak around 0.2 eV corresponding to the heavy hole - light hole transitions, a smaller peak with a broad shoulder around 0.4 eV associated with the split off to light hole transitions and a wide background of split off to heavy hole transitions.

With the temperature going below $T_c = 70 \text{ K}$, two main phenomena occur. The first is the suppression of the high energy shoulder of the split off to light hole transitions. The second is the appearance of the transitions between the spin-split heavy hole and light hole bands and the redistribution of the oscillator strength among them. The lowest energy peaks correspond to the transitions between spin-split bands. Calculations were performed for light linearly polarized in the plane perpendicular to the magnetization. Due to the spin-orbit interaction within the valence band, the transitions between the spin-split states are optically allowed. The additional peak at higher energy corresponds to heavy hole-light hole “spin-flip” transitions. As the temperature goes down, the spin splitting increases and the

“spin-flip” transitions gain the intensities at the account of “spin-conserving” heavy hole-light hole transitions.

The real GaMnAs samples are much more disordered. In Fig. 9 we compare experimental data on infrared conductivity of $\text{Ga}_{0.948}\text{Mn}_{0.052}\text{As}$ from Ref. 34 with calculations using our model of Eqs. (12) and (10). The large disorder induced life-time broadening blankets most of the features discussed above. The suppression of the high energy shoulder of split off to light hole transitions in the ferromagnetic state is seen, however, both on the experimental and theoretical plots. Overall, for energies above the main peak position around 0.2 eV, the calculations are in good agreement with the experimental results.

Note also that unlike in Ref. 14, our calculations do not require incorporation of an impurity band within the energy gap to avoid a drop in conductivity around 0.8-1 eV. At energies below the main peak position the agreement with the experiment is worse. We should mention, however, that this is the region of $\omega\tau \leq 1$ where our calculations are less reliable due to approximate nature of the expression (12). The self-consistent evaluation of Eq. (8) should be used there instead. Once the frequency goes to zero, the static conductivity should more appropriately be calculated using an expression derived from the semiclassical Boltzmann equation.¹³ We have investigated this regime before²² to describe the drop in static resistivity in the ferromagnetic phase.

IV. CONCLUSIONS

We have developed a comprehensive theory of transport in spin and charge disordered media. The theory is based on the equation of motion of the paramagnetic current response function of the disordered system, treats disorder and many-body effects on equal footings, and combines a $\mathbf{k} \cdot \mathbf{p}$ based description of the semiconductor valence band structure with a full dynamic treatment of electron-electron interaction by means of TDDFT. We have applied our theory to the specific case of GaMnAs.

We have shown that the multiband nature and spin-orbit interaction within the valence band bring new effects for p-doped GaAs as compared to the conventional n-type systems. The density and spin-density responses of noninteracting carriers within the valence band are not the same anymore. Moreover, the long wavelength side of the single-particle excitation spectrum is now completely dominated by the inter-valence band *spin* excitations. Due to the extended region of single-particle excitations within the valence band, the collective plasmon mode entirely falls within the region of these excitations and, therefore, is effectively damped for all wave vectors.

For the magnetically doped system the mean-field part of the *p-d* exchange interaction between itinerant holes and localized spins substantially modifies the semiconductor band structure once the system enters a magnetically ordered phase. This modification substantially affects energies and oscillator strengths of the intervalence

band optical transitions. Our calculations are in good agreement with experimental data for the temperature dependence of the infrared conductivity in GaMnAs.

A full dynamical treatment of electron-electron interactions is essential to capture the influence of the collective excitations on the carrier relaxation rate. Our calculations show that, by providing an effective channel of momentum relaxation, the collective excitations within the valence band significantly (up to 50%) increase the transport relaxation rate.

However, it turns out that the actual infrared absorption spectra are not very sensitive to the details of the frequency dependence of the relaxation rate, but are mostly determined by the features of the band structure. Direct measurements of the position and lineshape of the plasmon resonance itself are likely to be more sensitive to the details of the frequency and momentum dependence of the carrier relaxation rate.

The theory presented here, treating disorder and many-body effects on equal footings, provides a very general framework for describing electron dynamics in materials. It can, in principle, be made self-consistent and thus be applied beyond the weak-disorder limit; it can accommodate many different types of disorder, as well as band structure models. This should make it well suited for further exploration of the optical and transport properties of DMSs and other systems of practical interest.

ACKNOWLEDGMENTS

This work was supported by DOE under Grant No. DE-FG02-05ER46213.

Appendix A: Generalized $\mathbf{k} \cdot \mathbf{p}$ approach

The derivation of the generalized $\mathbf{k} \cdot \mathbf{p}$ perturbation approach presented here is based on Ref. 23. First, the electronic wave function is expanded in the Luttinger-Kohn basis³¹

$$\Psi = \sum_{n,\mathbf{k}} A_n(\mathbf{k}) \chi_{n,\mathbf{k}} = \frac{1}{\sqrt{V}} \sum_{n,\mathbf{k}} A_n(\mathbf{k}) e^{i\mathbf{k}\mathbf{r}} |u_{n,0}\rangle, \quad (\text{A1})$$

where $|u_{n,0}\rangle$ are periodic parts of Bloch functions at $\mathbf{k} = 0$, and $A_n(\mathbf{k})$ are the expansion coefficients. This results in the following matrix form of the Schrödinger equation:

$$\sum_{n,\mathbf{k}} A_n(\mathbf{k}) \left[\left(\varepsilon_{n,0} + \frac{\hbar^2 k^2}{2m_0} - \varepsilon \right) \delta_{n',n} + \frac{\hbar}{m_0} \mathbf{k} \cdot \boldsymbol{\pi}_{n',n} \right] = 0, \quad (\text{A2})$$

where $\varepsilon_{n,0}$ are the band edge energies at $\mathbf{k} = 0$.

The last term in Eq. (A2) mixes states with different n for $\mathbf{k} \neq 0$. Now we separate the whole set of the bands $\{n\}$ into those whose contribution we are going to calculate exactly $\{s\}$, and the remote bands $\{r\}$ that we will treat up to the second order in momentum. Equation

(A2) can be represented as

$$(H_0 + H_1 + H_2)\mathbf{A} = \varepsilon\mathbf{A}, \quad (\text{A3})$$

where \mathbf{A} is the vector of coefficients $A_n(\mathbf{k})$, H_0 is the diagonal part of Hamiltonian, and H_1 and H_2 correspond to the block-diagonal and off-block-diagonal parts of the $\mathbf{k} \cdot \boldsymbol{\pi}$ matrix with respect to the included and remote bands. Next, we apply the canonical transformation

$$\mathbf{A} = e^{\mathbf{S}}\mathbf{B} = e^{S_1+S_2}\mathbf{B}, \quad (\text{A4})$$

with S_1 and S_2 being antihermitian operators of first and second order in the perturbation, respectively. The matrix equation (A3) then has the form

$$\{e^{-S_1-S_2}(H_0 + H_1 + H_2)e^{S_1+S_2}\}\mathbf{B} = \bar{H}\mathbf{B} = \varepsilon\mathbf{B}. \quad (\text{A5})$$

By choosing

$$H_2 + [H_0, S_1] = 0, \quad [H_0, S_2] + [H_1, S_1] = 0, \quad (\text{A6})$$

where [...] denotes the commutator, we write up to terms of second order in the perturbations H_1 and H_2

$$\bar{H} \approx H_0 + H_1 + \frac{1}{2}[H_2, S_1]. \quad (\text{A7})$$

The matrix elements between the Luttinger-Kohn periodic amplitudes $|u_{n,0}\rangle \equiv |n\rangle$ are

$$\langle n|H_0|n'\rangle = \left(\varepsilon_{n,0} + \frac{\hbar^2 k^2}{2m_0} \right) \delta_{n,n'}, \quad (\text{A8})$$

$$\langle s|H_1|s'\rangle = \sum_{\alpha} \frac{\hbar k_{\alpha} \pi_{s,s'}^{\alpha}}{m_0}, \quad (\text{A9})$$

$$\langle s|H_2|r\rangle = \sum_{\alpha} \frac{\hbar k_{\alpha} \pi_{s,r}^{\alpha}}{m_0}, \quad (\text{A10})$$

$$\begin{aligned} \langle s|S_1|r\rangle &= -\frac{\langle s|H_2|r\rangle}{\langle s|H_0|s\rangle - \langle r|H_0|r\rangle} \\ &= \sum_{\alpha} \frac{\hbar k_{\alpha} \pi_{s,r}^{\alpha}}{m_0} \frac{1}{\varepsilon_{r,0} - \varepsilon_{s,0}}. \end{aligned} \quad (\text{A11})$$

For the last term in (A7) we can then write

$$\begin{aligned} \langle s|[H_2, S_1]|s'\rangle &= \sum_r \left\{ \langle s|H_2|r\rangle \langle r|S_1|s'\rangle \right. \\ &\quad \left. - \langle s|S_1|r\rangle \langle r|H_2|s'\rangle \right\} \\ &= \sum_{\alpha,\beta} \frac{\hbar^2 k_{\alpha} k_{\beta}}{m_0^2} \left(\frac{\pi_{s,r}^{\alpha} \pi_{r,s'}^{\beta}}{\varepsilon_{s',0} - \varepsilon_{r,0}} + \frac{\pi_{s,r}^{\beta} \pi_{r,s'}^{\alpha}}{\varepsilon_{s,0} - \varepsilon_{r,0}} \right). \end{aligned} \quad (\text{A12})$$

Here we used the fact that the H_2 and S_1 operators have only off-block-diagonal matrix elements between the s and r bands. Eqs. (A8)-(A12) define the matrix of the effective Hamiltonian (A7). Nonvanishing matrix elements are determined by the symmetry of the crystal.

Appendix B: Evaluation of the matrix elements in Eqs. (17) and (18)

In order to evaluate Eq. (17) we need to calculate the following matrix element:

$$\hbar \left(k_\alpha - \frac{q_\alpha}{2} \right) \langle u_{i', \mathbf{k}-\mathbf{q}} | u_{i, \mathbf{k}} \rangle + \langle u_{i', \mathbf{k}-\mathbf{q}} | \hat{\pi}_\alpha | u_{i, \mathbf{k}} \rangle = \left\langle u_{i', \mathbf{k}-\mathbf{q}} \left| \hbar \left(k_\alpha - \frac{q_\alpha}{2} \right) + \hat{\pi}_\alpha \right| u_{i, \mathbf{k}} \right\rangle, \quad (\text{B1})$$

where $|u_{i, \mathbf{k}}\rangle$ is expressed through the amplitudes at the zone center:

$$|u_{i, \mathbf{k}}\rangle = \sum_n A_n(i, \mathbf{k}) |u_{n, 0}\rangle. \quad (\text{B2})$$

From diagonalization of the effective Hamiltonian (A7), however, we obtain coefficients $B_n(i, \mathbf{k})$ related to $A_n(i, \mathbf{k})$ through Eq. (A4). Expanding $e^S \approx 1 + S$, we express

$$|u_{i, \mathbf{k}}\rangle = \sum_s B_s(i, \mathbf{k}) |s\rangle + \sum_s \sum_r \langle r | S(\mathbf{k}) | s \rangle B_s(i, \mathbf{k}) |r\rangle, \quad (\text{B3})$$

where we have used the fact that the coefficients B_n are non-zero only for exact bands and S has only off-block-diagonal matrix elements. The bra vector is

$$\langle u_{i', \mathbf{k}'} | = \sum_{s'} B_{s'}^*(i', \mathbf{k}') \langle s' | - \sum_{s'} \sum_{r'} \langle s' | S(\mathbf{k}') | r' \rangle B_{s'}^*(i', \mathbf{k}') \langle r' |, \quad (\text{B4})$$

where we have used the antihermiticity of S . Matrix elements of an arbitrary operator \hat{F} to the lowest order in S can then be expressed as follows:

$$\langle u_{i', \mathbf{k}'} | \hat{F} | u_{i, \mathbf{k}} \rangle = \sum_{s's} B_{s'}^*(i', \mathbf{k}') B_s(i, \mathbf{k}) \left(\langle s' | \hat{F} | s \rangle + \sum_r \left(\langle s' | \hat{F} | r \rangle \langle r | S(\mathbf{k}) | s \rangle - \langle s' | S(\mathbf{k}') | r \rangle \langle r | \hat{F} | s \rangle \right) \right). \quad (\text{B5})$$

Using Eq. (A11) for matrix elements of \hat{S}_1 , we have

$$\langle u_{i', \mathbf{k}'} | \hat{F} | u_{i, \mathbf{k}} \rangle = \sum_{s's} B_{s'}^*(i', \mathbf{k}') B_s(i, \mathbf{k}) \left(\langle s' | \hat{F} | s \rangle - \frac{\hbar}{m_0} \sum_{\lambda, r} \left(\frac{k_\lambda \langle s' | \hat{F} | r \rangle \langle r | \hat{\pi}^\lambda | s \rangle}{\varepsilon_r - \varepsilon_s} + \frac{k'_\lambda \langle s' | \hat{\pi}^\lambda | r \rangle \langle r | \hat{F} | s \rangle}{\varepsilon_r - \varepsilon_{s'}} \right) \right). \quad (\text{B6})$$

The matrix element (B1) has thus the following form:

$$\begin{aligned} \left\langle u_{i', \mathbf{k}-\mathbf{q}} \left| \hbar \left(k_\alpha - \frac{q_\alpha}{2} \right) + \hat{\pi}_\alpha \right| u_{i, \mathbf{k}} \right\rangle &= \sum_{s's} B_{s'}^*(i', \mathbf{k}-\mathbf{q}) B_s(i, \mathbf{k}) \\ &\times \left[\hbar \left(k_\alpha - \frac{q_\alpha}{2} \right) \delta_{s's} + \langle s' | \hat{\pi}^\alpha | s \rangle + \frac{\hbar}{m_0} \sum_{\lambda, r} \left(\frac{k_\lambda \pi_{s',r}^\alpha \pi_{r,s}^\lambda}{\varepsilon_s - \varepsilon_r} + \frac{(k_\lambda - q_\lambda) \pi_{s',r}^\lambda \pi_{r,s}^\alpha}{\varepsilon_{s'} - \varepsilon_r} \right) \right]. \end{aligned}$$

For $\mathbf{q} = 0$ it reduces to

$$\langle u_{i', \mathbf{k}} | \hbar k_\alpha + \hat{\pi}_\alpha | u_{i, \mathbf{k}} \rangle = \sum_{s's} B_{s'}^*(i', \mathbf{k}) B_s(i, \mathbf{k}) \left[\hbar k_\alpha \delta_{s's} + \langle s' | \hat{\pi}^\alpha | s \rangle + \frac{\hbar}{m_0} \sum_{\lambda, r} k_\lambda \left(\frac{\pi_{s',r}^\alpha \pi_{r,s}^\lambda}{\varepsilon_s - \varepsilon_r} + \frac{\pi_{s',r}^\lambda \pi_{r,s}^\alpha}{\varepsilon_{s'} - \varepsilon_r} \right) \right]. \quad (\text{B7})$$

By comparison with the expressions derived in Appendix A, we find that this reduces to

$$\langle u_{i', \mathbf{k}} | \hbar k_\alpha + \hat{\pi}_\alpha | u_{i, \mathbf{k}} \rangle = \sum_{s's} B_{s'}^*(i', \mathbf{k}) B_s(i, \mathbf{k}) \frac{m_0}{\hbar} \frac{\partial}{\partial k_\alpha} \langle s' | \bar{H} | s \rangle, \quad (\text{B8})$$

where \bar{H} is the Hamiltonian (A7).

The matrix elements of the spin operator in Eq. (18) should also be evaluated through Eq. (B6):

$$\langle u_{i', \mathbf{k}'} | \hat{\sigma}^\mu | u_{i, \mathbf{k}} \rangle = \sum_{s's} B_{s'}^*(i', \mathbf{k}') B_s(i, \mathbf{k}) \left(\langle s' | \hat{\sigma}^\mu | s \rangle - \frac{\hbar}{m_0} \sum_{\lambda, r} \left(\frac{k_\lambda \langle s' | \hat{\sigma}^\mu | r \rangle \langle r | \hat{\pi}^\lambda | s \rangle}{\varepsilon_r - \varepsilon_s} + \frac{k'_\lambda \langle s' | \hat{\pi}^\lambda | r \rangle \langle r | \hat{\sigma}^\mu | s \rangle}{\varepsilon_r - \varepsilon_{s'}} \right) \right). \quad (\text{B9})$$

Let us look now at the sum over remote bands. Since the spin operator acts only on the spin part of the basis

functions, only those remote bands whose orbital part has the same symmetry as the exact bands will contribute to this sum.

If we are considering a 6×6 Hamiltonian and neglect inversion asymmetry, the exact states are p -bonding states that transform according to the F_1^+ representation of the point group O_h (Γ_{15}^- small representation). The momentum operator transforms as F_2^- , and since the direct product $F_1^+ \times F_2^- \times F_1^+$ does not contain a unit representation, the sum over remote bands vanishes. There may be a small contribution in T_d crystals, but it can be considered negligible.

If we are working in an 8-band $\mathbf{k} \cdot \mathbf{p}$ model, there are possible contributions to the sum when $|s\rangle$ and $|r\rangle$ are Γ_1^- states and $|s'\rangle$ is Γ_{15}^- and vice versa. Since there is only a small admixture of the conduction band amplitude to the valence band states, these contributions are expected to be small and therefore can be neglected.

Based on this reasoning, we use the following approximation:

$$\langle u_{i',\mathbf{k}'} | \hat{\sigma}^\mu | u_{i,\mathbf{k}} \rangle \approx \sum_{s's} B_{s'}^*(i', \mathbf{k}') B_s(i, \mathbf{k}) \langle s' | \hat{\sigma}^\mu | s \rangle. \quad (\text{B10})$$

Appendix C: 8×8 Hamiltonian

In the basis

$$\begin{aligned} |1\rangle &= |E, +\frac{1}{2}\rangle = S \uparrow, \\ |2\rangle &= |E, -\frac{1}{2}\rangle = iS \downarrow, \\ |3\rangle &= |HH, +\frac{3}{2}\rangle = \frac{1}{\sqrt{2}}(X + iY) \uparrow, \\ |4\rangle &= |LH, +\frac{1}{2}\rangle = \frac{i}{\sqrt{6}}[(X + iY) \downarrow - 2Z \uparrow], \\ |5\rangle &= |LH, -\frac{1}{2}\rangle = \frac{1}{\sqrt{6}}[(X - iY) \uparrow + 2Z \downarrow], \\ |6\rangle &= |HH, -\frac{3}{2}\rangle = \frac{i}{\sqrt{2}}(X - iY) \downarrow, \\ |7\rangle &= |SO, +\frac{1}{2}\rangle = \frac{1}{\sqrt{3}}[(X + iY) \downarrow + Z \uparrow], \\ |8\rangle &= |SO, -\frac{1}{2}\rangle = \frac{i}{\sqrt{3}}[-(X - iY) \uparrow + Z \downarrow], \end{aligned} \quad (\text{C1})$$

the Hamiltonian matrix has the form

$$\begin{pmatrix} E_g + \frac{\hbar^2 k^2}{2\tilde{m}_e} & 0 & \frac{i}{\sqrt{2}}V k_+ & \sqrt{\frac{2}{3}}V k_z & \frac{i}{\sqrt{6}}V k_- & 0 & \frac{i}{\sqrt{3}}V k_z & \frac{1}{\sqrt{3}}V k_- \\ 0 & E_g + \frac{\hbar^2 k^2}{2\tilde{m}_e} & 0 & \frac{i}{\sqrt{6}}V k_+ & \sqrt{\frac{2}{3}}V k_z & \frac{i}{\sqrt{2}}V k_- & \frac{1}{\sqrt{3}}V k_+ & \frac{i}{\sqrt{3}}V k_z \\ -\frac{i}{\sqrt{2}}V k_- & 0 & P + Q & L & M & 0 & \frac{i}{\sqrt{2}}L' & -i\sqrt{2}M' \\ \sqrt{\frac{2}{3}}V k_z & -\frac{i}{\sqrt{6}}V k_- & L^* & P - Q & 0 & M & -i\sqrt{2}Q' & i\sqrt{\frac{3}{2}}L' \\ -\frac{i}{\sqrt{6}}V k_+ & \sqrt{\frac{2}{3}}V k_z & M^* & 0 & P - Q & -L & -i\sqrt{\frac{3}{2}}L'^* & -i\sqrt{2}Q' \\ 0 & -\frac{i}{\sqrt{2}}V k_+ & 0 & M^* & -L^* & P + Q & -i\sqrt{2}M'^* & -\frac{i}{\sqrt{2}}L'^* \\ -\frac{i}{\sqrt{3}}V k_z & \frac{1}{\sqrt{3}}V k_- & -\frac{i}{\sqrt{2}}L'^* & i\sqrt{2}Q' & i\sqrt{\frac{3}{2}}L' & i\sqrt{2}M' & P' - \Delta & 0 \\ \frac{1}{\sqrt{3}}V k_+ & -\frac{i}{\sqrt{3}}V k_z & i\sqrt{2}M'^* & -i\sqrt{\frac{3}{2}}L'^* & i\sqrt{2}Q' & \frac{i}{\sqrt{2}}L' & 0 & P' - \Delta \end{pmatrix} \quad (\text{C2})$$

with

$$k_{\pm} = k_x \pm ik_y,$$

$$V = -i\frac{\hbar}{m_0} \langle S | \hat{p}_x | X \rangle = \sqrt{E_p \frac{\hbar^2}{2m_0}}.$$

Interaction with remote bands results in the intra valence band terms

$$P^{(\prime)} = -\frac{\hbar^2}{2m_0} \tilde{\gamma}_1^{(\prime)} k^2,$$

$$Q^{(\prime)} = -\frac{\hbar^2}{2m_0} \tilde{\gamma}_2^{(\prime)} (k_x^2 + k_y^2 - 2k_z^2),$$

$$L^{(\prime)} = \frac{\hbar^2}{2m_0} i2\sqrt{3}\tilde{\gamma}_3^{(\prime)} k_z k_-,$$

$$M^{(\prime)} = -\frac{\hbar^2}{2m_0} \sqrt{3} [\tilde{\gamma}_2^{(\prime)} (k_x^2 - k_y^2) - i\tilde{\gamma}_3^{(\prime)} (k_x k_y + k_y k_x)],$$

where renormalization leads to

$$\begin{aligned} \frac{1}{\tilde{m}_e} &= \frac{1}{m_e^*} - \frac{1}{m_0} \frac{E_p}{3} \left(\frac{2}{E_g} + \frac{1}{E_g + \Delta} \right), \\ \tilde{\gamma}_1 &= \gamma_1 - \frac{E_p}{3E_g}, \\ \tilde{\gamma}'_1 &= \gamma_1 - \frac{E_p}{3(E_g + \Delta)}, \\ \tilde{\gamma}_2 &= \gamma_2 - \frac{E_p}{6E_g}, \\ \tilde{\gamma}'_2 &= \gamma_2 - \frac{E_p}{12} \left(\frac{1}{E_g} + \frac{1}{E_g + \Delta} \right), \end{aligned}$$

$$\begin{aligned} \tilde{\gamma}_3 &= \gamma_3 - \frac{E_p}{6E_g}, \\ \tilde{\gamma}'_3 &= \gamma_3 - \frac{E_p}{12} \left(\frac{1}{E_g} + \frac{1}{E_g + \Delta} \right). \end{aligned}$$

This reflects the fact that the interaction between conduction and valence bands is taken in our Hamiltonian explicitly. In writing the matrix (C2) we have neglected small terms associated with the lack of inversion symmetry in T_d crystals.

The matrix of the mean-field part of the $s(p)$ - d exchange interaction, which is responsible for the band spin splitting in the magnetically ordered phase, has the form

$$-\frac{1}{2} \langle S \rangle x N_0 \begin{pmatrix} \alpha & 0 & 0 & 0 & 0 & 0 & 0 & 0 \\ 0 & -\alpha & 0 & 0 & 0 & 0 & 0 & 0 \\ 0 & 0 & \beta & 0 & 0 & 0 & 0 & 0 \\ 0 & 0 & 0 & \frac{1}{3}\beta & 0 & 0 & i\frac{2\sqrt{2}}{\sqrt{3}}\beta & 0 \\ 0 & 0 & 0 & 0 & -\frac{1}{3}\beta & 0 & 0 & -i\frac{2\sqrt{2}}{\sqrt{3}}\beta \\ 0 & 0 & 0 & 0 & 0 & -\beta & 0 & 0 \\ 0 & 0 & 0 & -i\frac{2\sqrt{2}}{\sqrt{3}}\beta & 0 & 0 & -\frac{1}{3}\beta & 0 \\ 0 & 0 & 0 & 0 & i\frac{2\sqrt{2}}{\sqrt{3}}\beta & 0 & 0 & \frac{1}{3}\beta \end{pmatrix}, \quad (\text{C3})$$

where the z -axis is chosen in the direction of the magnetization and $N_0\alpha$ and $N_0\beta$ are the s - d and p - d exchange constants.

The mean field value of localized spins is determined as the thermodynamical average

$$\langle S \rangle = \langle \hat{S}_z \rangle = \frac{1}{Z} \text{Tr} e^{-\frac{\hat{H}_m}{kT}} \hat{S}_z, \quad (\text{C4})$$

with the partition function

$$Z = \text{Tr} e^{-\frac{\hat{H}_m}{kT}}. \quad (\text{C5})$$

Within the mean field approximation for uncorrelated spins the spin Hamiltonian is

$$\hat{H}_m = -B_{\text{eff}} \hat{S}_z, \quad (\text{C6})$$

with the effective field

$$B_{\text{eff}} = \langle \hat{S}_z \rangle J_0, \quad (\text{C7})$$

and

$$J_0 = \frac{3kT_c}{S(S+1)}. \quad (\text{C8})$$

The Curie temperature T_c is an input parameter of our model; through the transcendental equations (C4) and (C7) it determines the mean field value of $\langle S \rangle$.

Appendix D: Local field factors for partially spin polarized systems

Expressions for local field factors of partially spin polarized electron gas were derived in Ref. 33, but in a different spin basis. Here we will briefly rederive them in the basis of Eq. (4).

In the adiabatic approximation (which ignores frequency dependence), the components of the tensor $\underline{f}_{\text{xc}}$ of the local field factors in Eq. (23) have the form

$$f_{ij} = \frac{\partial^2 [n e_{\text{xc}}(n, \xi)]}{\partial \rho_i \partial \rho_j}, \quad (\text{D1})$$

where e_{xc} is the xc energy per particle, $n \equiv \rho_1$ is the electron density, and ξ is the spin polarization:

$$\xi \equiv |\vec{\xi}| = \frac{1}{n} \sqrt{\rho_z^2 + \frac{1}{2}(\rho_+ \rho_- + \rho_- \rho_+)}. \quad (\text{D2})$$

We assume here that e_{xc} depends only on the absolute value of $|\xi|$. Direct evaluation of Eq. (D1) gives

$$\begin{aligned} f_{11} &= 2 \frac{\partial e_{\text{xc}}}{\partial \rho_1} - 2\xi \frac{\partial^2 e_{\text{xc}}}{\partial \rho_1 \partial \xi} + \rho_1 \frac{\partial^2 e_{\text{xc}}}{\partial \rho_1^2} + \frac{\xi^2}{\rho_1} \frac{\partial^2 e_{\text{xc}}}{\partial \xi^2}, \\ f_{1i} &= \frac{\partial \xi}{\partial \rho_i} \left(\rho_1 \frac{\partial^2 e_{\text{xc}}}{\partial \rho_1 \partial \xi} - \xi \frac{\partial^2 e_{\text{xc}}}{\partial \xi^2} \right), \quad i = (z, +, -), \\ f_{zz} &= A + \rho_z^2 B, \end{aligned}$$

$$\begin{aligned}
f_{z+} &= \frac{\rho_z \rho_-}{2} B, \\
f_{z-} &= \frac{\rho_z \rho_+}{2} B, \\
f_{++} &= \frac{\rho_- \rho_-}{4} B, \\
f_{--} &= \frac{\rho_+ \rho_+}{4} B, \\
f_{+-} &= \frac{A}{2} + \frac{\rho_- \rho_+}{4} B,
\end{aligned}$$

with

$$A = \frac{1}{\rho_1 \xi} \frac{\partial e_{xc}}{\partial \xi}, \quad B = \frac{1}{(\rho_1 \xi)^2} \left(\xi \frac{\partial^2 e_{xc}}{\partial \xi^2} - \frac{\partial e_{xc}}{\partial \xi} \right).$$

Note that $f_{ii'} = f_{i'i}$ and, generally, the tensor of local field factors is a symmetric matrix. If, however, the z -axis is directed along the average spin direction, so that the ground-state transverse spin densities vanish ($\rho_+ = \rho_- = 0$), then the matrix reduces to the block-diagonal form of Eq. (24).

We define the xc energy of the spin polarized system in the usual manner as³³

$$e_{xc}(n, \xi) = e_{xc}(n, 0) + \left(e_{xc}(n, 1) - e_{xc}(n, 0) \right) f(\xi), \quad (D3)$$

with

$$f(\xi) = \frac{(1 + \xi)^{4/3} + (1 - \xi)^{4/3} - 2}{2(2^{1/3} - 1)}. \quad (D4)$$

This is exact for the exchange part, but only approximately so for the correlation part (which will be neglected

anyway in the following). With this, we get

$$\frac{\partial e_{xc}}{\partial \xi} = \left(e_{xc}(n, 1) - e_{xc}(n, 0) \right) \frac{(1 + \xi)^{1/3} - (1 - \xi)^{1/3}}{\frac{3}{2}(2^{1/3} - 1)}, \quad (D5)$$

and

$$\frac{\partial^2 e_{xc}}{\partial \xi^2} = \left(e_{xc}(n, 1) - e_{xc}(n, 0) \right) \frac{(1 + \xi)^{-2/3} + (1 - \xi)^{-2/3}}{\frac{9}{2}(2^{1/3} - 1)}. \quad (D6)$$

This completes the definition of the local field factors for partially spin polarized system. The only remaining ingredients we need to perform the actual calculations are the expressions for the xc energy for unpolarized and fully spin polarized system, $e_{xc}(n, 0)$ and $e_{xc}(n, 1)$. In this work for simplicity we limit ourselves to the exchange part of e_{xc} :

$$e_x(n, 0) = -\frac{3e^2}{4K} \left(\frac{3n}{\pi} \right)^{1/3}, \quad (D7)$$

$$e_x(n, 1) = 2^{1/3} e_x(n, 0), \quad (D8)$$

where K is the static dielectric constant of the host material. Direct evaluation gives the following expressions:

$$\begin{aligned}
\frac{\partial e_{xc}}{\partial n} &= -\frac{e^2}{8K} \left(\frac{3}{\pi} \right)^{1/3} n^{-2/3} \left((1 + \xi)^{4/3} + (1 - \xi)^{4/3} \right), \\
\frac{\partial^2 e_{xc}}{\partial n^2} &= \frac{e^2}{12K} \left(\frac{3}{\pi} \right)^{1/3} n^{-5/3} \left((1 + \xi)^{4/3} + (1 - \xi)^{4/3} \right), \\
\frac{\partial^2 e_{xc}}{\partial n \partial \xi} &= -\frac{e^2}{6K} \left(\frac{3}{\pi} \right)^{1/3} n^{-2/3} \left((1 + \xi)^{1/3} - (1 - \xi)^{1/3} \right).
\end{aligned}$$

-
- ¹ G. A. Prinz, *Science* **282**, 1660 (1998).
² H. Ohno, *Science* **281**, 951 (1998).
³ M. Wang, R. P. Campion, A. W. Rushforth, K. W. Edmonds, C. T. Foxon, and B. L. Gallagher, *Appl. Phys. Lett.* **93**, 132103 (2008).
⁴ T. Jungwirth, J. Sinova, J. Mašek, J. Kučera, and A.H. MacDonald, *Rev. Mod. Phys.* **78**, 809 (2006).
⁵ K.S. Burch, D.D. Awschalom, D.N. Basov, *J. Mag. Mag. Mater.* **320**, 3207 (2008).
⁶ T. Jungwirth, J. Sinova, A.H. MacDonald, B.L. Gallagher, V. Novák, K.W. Edmonds, A.W. Rushforth, R.P. Campion, C.T. Foxon, L. Eaves, E. Olejník, J. Mašek, S.-R. Eric Yang, J. Wunderlich, C.Gould, L.W. Molenkamp, T. Dietl, and H. Ohno, *Phys. Rev. B* **76**, 125206 (2007).
⁷ P. Mahadevan, A. Zunger, and D.D. Sarma, *Phys. Rev. Lett.* **93**, 177201 (2004).
⁸ L.M. Sandratskii, P. Bruno, and J. Kudrnovský, *Phys. Rev. B* **69**, 195203 (2004).
⁹ Y. Yildirim, G. Alvarez, A. Moreo, and E. Dagotto, *Phys. Rev. Lett.* **99**, 057207 (2007).
¹⁰ T. Dietl, H. Ohno, and F. Matsukura, *Phys. Rev. B* **63**, 195205 (2001).
¹¹ M. Berciu and R.N. Bhatt, *Phys. Rev. Lett.* **87**, 107203 (2001).
¹² J. Sinova, T. Jungwirth, S.-R. Eric Yang, J. Kučera, and A.H. MacDonald, *Phys. Rev. B* **66**, 041202(R) (2002).
¹³ T. Jungwirth, M. Abolfath, J. Sinova, J. Kučera, and A.H. MacDonald, *Appl. Phys. Lett.* **81**, 4029 (2002).
¹⁴ E. M. Hankiewicz, T. Jungwirth, T. Dietl, C. Timm, and J. Sinova, *Phys. Rev. B* **70**, 245211 (2004).
¹⁵ H. Shimizu, T. Hayashi, T. Nishinaga, and M. Tanaka, *Appl. Phys. Lett.* **74**, 398 (1999).
¹⁶ T. Hayashi, Y. Hashimoto, S. Katsumoto, and Y. Iye, *Appl. Phys. Lett.* **78**, 1691 (2001).
¹⁷ S. J. Potashnik, K. C. Ku, S. H. Chun, J. J. Berry, N. Samarth, and P. Schiffer, *Appl. Phys. Lett.* **79**, 1495 (2001).
¹⁸ K. M. Yu, W. Walukiewicz, T. Wojtowicz, I. Kuryliszyn, X. Liu, Y. Sasaki, and J. K. Furdyna, *Phys. Rev. B* **65**, 201303(R) (2002).
¹⁹ C. Timm, *J. Phys.: Condens. Matter* **15**, R1865 (2003).
²⁰ F.V. Kyrychenko and C. A. Ullrich, *Phys. Rev. B* **75**, 045205 (2007).
²¹ F.V. Kyrychenko and C. A. Ullrich, *J. Phys.: Condens. Matter* **21**, 084202 (2009).
²² F.V. Kyrychenko and C. A. Ullrich, *Phys. Rev. B* **80**, 205202 (2009).
²³ G.L. Bir and G.L. Pikus *Symmetry and strain induced effects in semiconductors*, (IPST, 1975).

- ²⁴ W. Götze, *Phil. Mag. B* **43**, 219 (1981).
- ²⁵ D. Belitz and S. Das Sarma, *Phys. Rev. B* **34**, 8264 (1986).
- ²⁶ C. A. Ullrich and G. Vignale, *Phys. Rev. B* **65**, 245102 (2002); *Phys. Rev. B* **70**, 239903(E) (2004).
- ²⁷ *Time-dependent density functional theory*, edited by M. A. L. Marques, C. A. Ullrich, F. Nogueira, A. Rubio, K. Burke, and E. K. U. Gross, *Lecture Notes in Physics* **706** (Springer, Berlin, 2006).
- ²⁸ G. F. Giuliani and G. Vignale, *Quantum Theory of the Electron Liquid* (Cambridge University Press, Cambridge, 2005).
- ²⁹ W. Götze, P. Wölfle, *Phys. Rev. B* **6**, 1226 (1972).
- ³⁰ A. Gold and W. Götze, *Phys. Rev. B* **33**, 2495 (1986).
- ³¹ J.M. Luttinger and W. Kohn, *Phys Rev* **97**, 869 (1955).
- ³² E. K. U. Gross and W. Kohn, *Phys. Rev. Lett.* **55**, 2850 (1985).
- ³³ C.A. Ullrich and M.E. Flatté, *Phys. Rev. B* **66**, 205305 (2002).
- ³⁴ E. J. Singley, K. S. Burch, R. Kawakami, J. Stephens, D. D. Awschalom, and D. N. Basov, *Phys. Rev. B* **68**, 165204 (2003).
- ³⁵ M. P. Lopez-Sancho and L. Brey, *Phys. Rev. B* **68**, 113201 (2003).