

Some heuristics on the gaps between consecutive primes

Marek Wolf

Cardinal Stefan Wyszyński University, Faculty of Mathematics and Natural Sciences.

ul. Wóycickiego 1/3, PL-01-938 Warsaw, Poland, e-mail: m.wolf@uksw.edu.pl

Abstract

We give a review of the rigorous results on the gaps between consecutive primes. Next we present heuristic arguments leading to the formula for the number of pairs of consecutive primes $p_n, p_{n+1} < x$ separated by gap $d = p_{n+1} - p_n$ expressed directly by $\pi(x)$, i.e. the number of all primes $< x$. We use this formula to discuss the problem of champions, to find the maximal gap between two consecutive primes smaller than x represented by $\pi(x)$, generalized Brun's constants and next the new formula for first appearance of primes separated by gap d . We derive from our guesses the leading term $\log \log(x)$ in the prime harmonic sum. Finally we discuss the Andrica Conjectures. We illustrate these topics by extensive computer data collected up to $2^{48} = 2.81 \dots 10^{14}$.

1 The overview of the problem and rigorous results

To investigate the set of prime numbers $\{2, 3, 5, \dots, p_n, \dots\}$ one can follow many approaches. First of all we can ask what is the number of primes up to a given threshold x . This function is usually denoted by $\pi(x)$. It is one of the greatest surprises mathematics that such an erratic function as $\pi(x)$ can be approximated by a simple expression. Namely Carl Friedrich Gauss as a teenager (different sources put his age between fifteen years and seventeen years) made at the end of the eighteenth century conjecture that $\pi(x)$ is roughly given by the logarithmic integral $\text{Li}(x)$:

$$\pi(x) \sim \text{Li}(x) := \int_2^x \frac{du}{\log(u)} \approx \frac{x}{\log(x)}. \quad (1)$$

The symbol $f(x) \sim g(x)$ means that $\lim_{x \rightarrow \infty} f(x)/g(x) = 1$. Presently many proofs of (1) are known and this formula is called the Prime Number Theorem (PNT). On the other hand one can look at the differences between arbitrary primes $d = p' - p$ or at the distances between consecutive primes $d_n = p_{n+1} - p_n$. In 1922 G. H. Hardy and J.E. Littlewood in the famous paper [22] proposed 15 conjectures. The conjecture B of their paper states:

There are infinitely many prime pairs (p, p') , where $p' = p + d$, for every even d . If $\pi_d(x)$ denotes the number of prime pairs differing by d and less than x , then

$$\pi_d(x) \sim C_2 \prod_{p|d} \frac{p-1}{p-2} \frac{x}{\log^2(x)}. \quad (2)$$

Here the product is over odd primes $p \geq 3$ dividing d . The twin primes constant $C_2 \equiv 2c_2$ is defined by the infinite product:

$$C_2 \equiv 2c_2 \equiv 2 \prod_{p>2} \left(1 - \frac{1}{(p-1)^2}\right) = 1.32032363169\dots \quad (3)$$

Computer results of the search for pairs of primes separated by a distance $d \leq 512$ and smaller than x for $x = 2^{32}, 2^{34}, \dots, 2^{44} \approx 1.76 \times 10^{13}$ are shown in Fig.1 and they provide a firm support in favor of (2). The characteristic oscillating pattern of points is caused by the product

$$\mathfrak{S}(d) = \prod_{p|d, p>2} \frac{p-1}{p-2} \quad (4)$$

appearing in (2). This product $\mathfrak{S}(d)$ has local maxima for d equal to the products of consecutive primes (factorials over primes $p_n\# := 2 \cdot 3 \cdot 5 \cdot \dots \cdot p_n$ are called “primorials”): $\mathfrak{S}(6) = 2$, $\mathfrak{S}(30) = 8/3 = 2.666\dots$, $\mathfrak{S}(210) = 16/5 = 3.2, \dots$ (local minima are 1 and they correspond to $d = 2^m$). Clearly visible in Fig. 1 are oscillations of the period $6 = 2 \times 3$ with overimposed higher harmonics $30 = 2 \times 3 \times 5$ and $210 = 2 \times 3 \times 5 \times 7$, i.e. when $\mathfrak{S}(d)$ has local maxima. The red lines present $\pi_d(x)/\mathfrak{S}(d)$ and they are perfect straight lines $C_2 x / \log^2(x)$. There is large evidence both analytical and experimental in favor of (2). Besides the original circle method used by Hardy and Littlewood [22] there appeared papers [41] and [45] where other heuristic arguments were presented.

The above notation $\pi_d(x)$ denotes prime pairs not necessarily successive. Not much is known about gaps between *consecutive* primes, which seems to be more interesting and difficult than the case of pairs of arbitrary (not consecutive) primes treated by the Hardy–Littlewood conjecture B. The Polignac’s conjecture [44, p. 187] asserts that for every even natural number d there exist infinitely many consecutive primes p_n, p_{n+1} , such that $p_{n+1} - p_n = d$. Let $\tau_d(x)$ denote the number of pairs of *consecutive* primes smaller than a given bound x and separated by d :

$$\tau_d(x) = \{\text{number of pairs } p_n, p_{n+1} < x, \text{ with } d = p_{n+1} - p_n\}. \quad (5)$$

For odd d we supplement this definition by putting $\tau_{2k+1}(x) = 0$ (although $\tau_1(x) = 1$ for all $x \geq 3$). The pairs of primes separated by $d = 2$ (twins) and $d = 4$ (cousins) are special as they always have to be consecutive primes (with the exception of the pair (3,7) containing 5 in the middle): $\pi_2(x) \equiv \tau_2(x)$, $\pi_4(x) \equiv \tau_4(x) + 1$ and the Hardy–Littlewood conjecture B gives that there is approximately the same number of twins and cousins: $\pi_2(x) \approx \pi_4(x) \sim C_2 \frac{x}{\log^2(x)}$. In this paper we will present simple

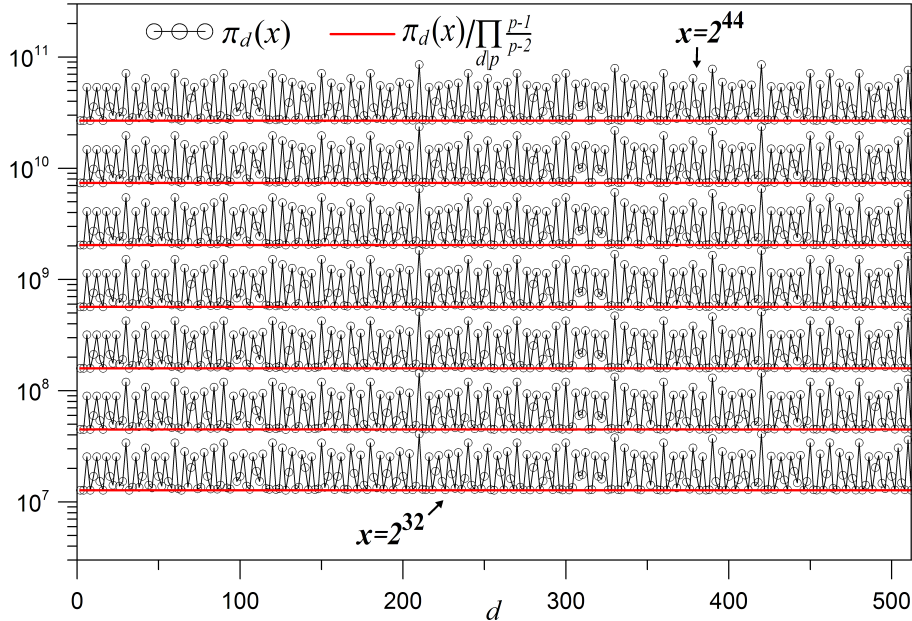


Figure 1: The plot of $\pi_d(x)$ (eq. (2)) obtained from the computer search for $d = 2, 4, \dots, 512$ and for $x = 2^{32}, 2^{34}, \dots, 2^{44}$. In red are the ratios $\pi_d(x)/\mathfrak{S}(d)$ plotted showing explicitly that a characteristic oscillating pattern with peaks at $6k, 30k, 210k$ is caused by the product $\mathfrak{S}(d)$.

heuristic reasoning leading to the formula for $\tau_d(x)$ expressed directly by $\pi(x)$ — the total number of primes up to x .

A few main questions related to the problem of gaps $d_n = p_{n+1} - p_n$ between consecutive primes can be distinguished. From $\pi(x) \sim x/\log(x)$ it follows that the mean gap between consecutive primes is of the order $\log(x)$. There are gaps of arbitrary length between primes: namely the n numbers $(n+1)! + 2, (n+1)! + 3, (n+1)! + 4, \dots, (n+1)! + n + 1$ are all composite. In fact a gap of size d appears much earlier than at $(d+1)!$, see Section 8. The Bertrand's postulate, that there is always a prime between n and $2n$, was proved by Chebyshev in 1852. The Bertrand's postulat in another formulation says that $d_n < p_n$ for every $n \geq 1$. The growth rate of the form $d_n = \mathcal{O}(p_n^\theta)$ with different $\theta < 1$ was proved in the past. A few results with θ closest to $1/2$ are the results of: C. Mozzochi [33] $\theta = \frac{1051}{1920}$, S. Lou and Q. Yao obtained $\theta = 6/11$ [27], R.C. Baker and G. Harman have improved it to $\theta = 0.535$ [2] and recently R.C. Baker G. Harman and J. Pintz [3] have improved it by 0.01 to $\theta = 21/40 = 0.525$ which currently remains the best unconditional result. The Riemann Hypothesis implies $d_n = \mathcal{O}(\sqrt{p_n} \log(p_n))$ and $\theta = \frac{1}{2} + \epsilon$ for any $\epsilon > 0$. For a review of results on θ see [40]. Another kind of results concerns so called small gaps between primes, i.e. gaps smaller than the mean gap $\log(x)$. One can compare

¹The big- \mathcal{O} symbol $f(x) = \mathcal{O}(g(x))$ as $x \rightarrow \infty$ for two functions $f(x)$ and $g(x)$ means that there exists positive constant M such that for all sufficiently large values of x the inequality $|f(x)| \leq M|g(x)|$ holds.

$d_n = p_{n+1} - p_n$ with $\log(p_n)$ and look what is the limes inferior of the sequence $d_n/\log(p_n)$. There were many estimations of this limit culminating with the famous theorem GPY1 [17]:

$$\liminf_{n \rightarrow \infty} \frac{p_{n+1} - p_n}{\log p_n} = 0.$$

The above formulas for the speed of the growth of d_n are connected with the Legendre's conjecture that there is a prime number between n^2 and $(n+1)^2$ for every positive integer n . Indeed, the distance between n^2 and $(n+1)^2$ is $2n+1$ and if the gap between primes at $x^2 = n^2$ is of the order $\mathcal{O}(x^{2\theta}) = Cx^{2\theta}$ then to have at least one prime between x^2 and $(x+1)^2$ one has to require $Cx^{2\theta} < 2x$ and hence the proof of $\theta < \frac{1}{2}$ is needed. In fact there is usually a lot of primes between n^2 and $(n+1)^2$, see OEISA014085. From Gauss's formula (1) we have $\pi((n+1)^2) - \pi(n^2) \sim n/\log(n)$. Let us remark that the fact $\theta < 2/3$ suffices to show that between n^3 and $(n+1)^3$ there is always at least one prime: the gap between two consecutive primes around n^3 is $\mathcal{O}(n^{3\theta})$ and for $\theta < 2/3$ it is smaller than distance from n^3 to $(n+1)^3$ which is $\mathcal{O}(n^2)$.

In the middle of 2013 the major step towards the proof of the conjecture B and Polignac's conjecture was made: Yitang Zhang published in Annals of Mathematics the paper [56] in which he proved unconditionally that there exists gap $d < 7 \times 10^7$ which is a difference of infinitely many pairs of two primes and that $\liminf_{n \rightarrow \infty} (p_{n+1} - p_n) < 7 \times 10^7$. It means, that there is, at least one, such $d < 7 \times 10^7$ that there exist infinity of primes pairs separated by d . This achievement brought to Zhang great fame and popularity: there were many articles in daily and weekly press, see e.g. [52]. Very soon his bound 7×10^7 was lowered many orders by mathematicians and the separate projects Polymath 8a [42] and Polymath 8b [43]. J. Maynard [31] proved unconditionally that $\liminf_{n \rightarrow \infty} (p_{n+1} - p_n) \leq 600$ and current record is 246 obtained by Polymath 8b. Assuming the Elliott-Halberstam conjecture Maynard showed that $\liminf_{n \rightarrow \infty} (p_{n+1} - p_n) < 12$ and Polymath lowered it to 6.

On the opposite side the second question about d_n concerns the existence of very large gaps, i.e. gaps of the order $\log^2(x)$. Let $G(x)$ denotes the largest gap between consecutive primes below a given bound x :

$$G(x) = \max_{p_n < x} (p_n - p_{n-1}). \quad (6)$$

For this function lower bounds $f(x)$ are searched for: $G(x) > f(x)$. The Prime Number Theorem $\pi(x) \sim x/\log(x)$ trivially gives $G(x) > \log(x)$. Better inequality

$$G(x) \geq \frac{(ce^\gamma + o(1)) \log(x) \log \log(x) \log \log \log \log(x)}{(\log \log \log(x))^2}, \quad (7)$$

where $\gamma = 0.577216\dots$ is the Euler-Mascheroni constant, was proved by H. Maier and C. Pomerance in [29] with $c = 1.31256\dots$ and improved by J. Pintz to $c = 2$ in [38]. J. Maynard in [30] proved that

$$G(x) > \frac{c(1 + o(1)) \log(x) \log \log(x) \log \log \log \log(x)}{(\log \log \log(x))^2} \quad (8)$$

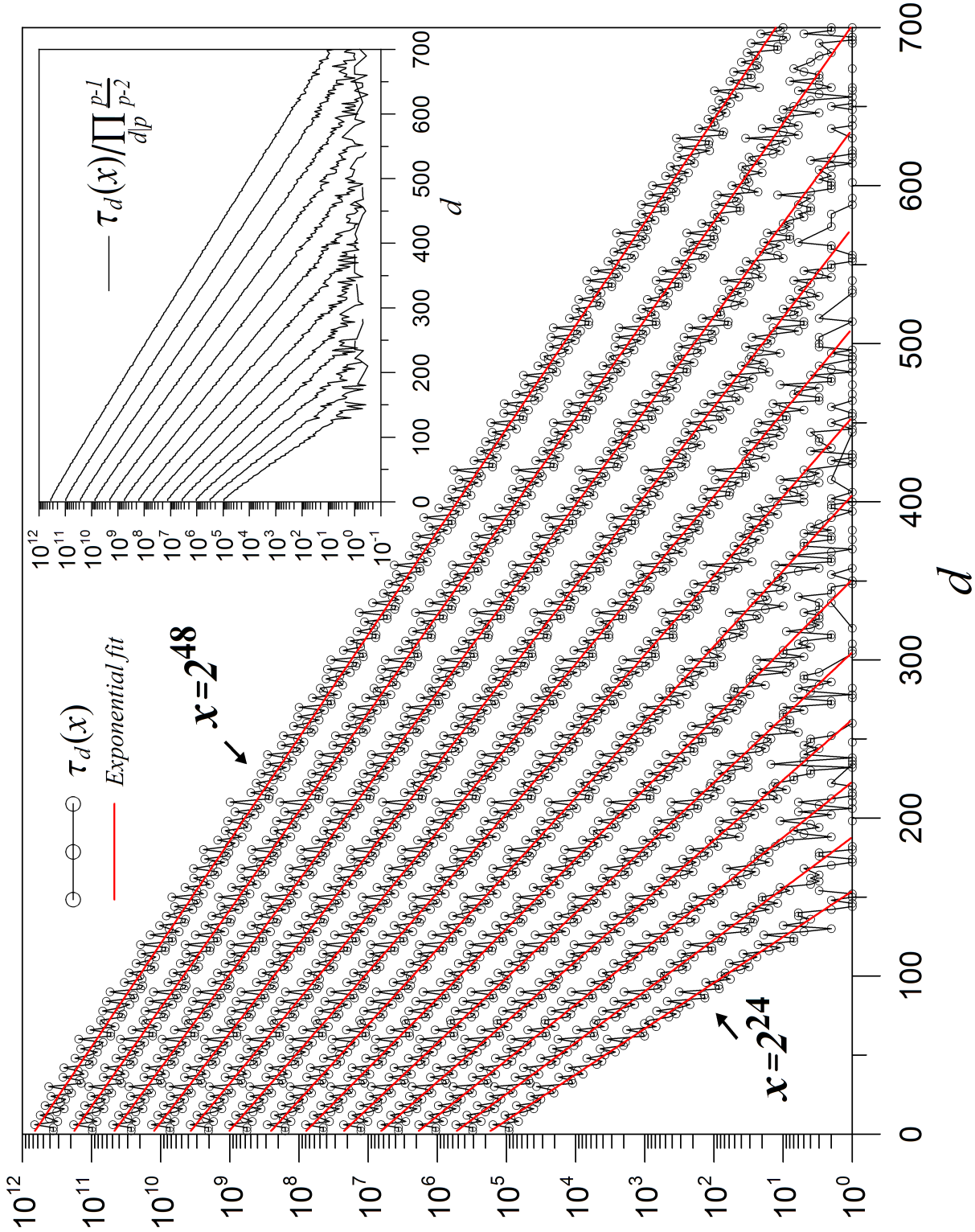


Figure 2: Plots of $\tau_d(x)$ for $x = 2^{24}, 2^{26}, \dots, 2^{46}, 2^{48}$. In the inset plots of $\tau_d(x)/\mathfrak{S}(d)$ are shown for the same set of x . In red are exponential fits $a(x)e^{-db(x)}$ plotted. Spikes at $d = 6, d = 30, d = 210$ are responsible for the champions phenomenon.

for any fixed c , i.e. in the results of Maier, Pomerance and Pintz one can take the constant c to be arbitrarily large. It was independently proved in [14] in another form. Recently in [13] the denominator in (8) was lowered (hence $G(x)$ attains greater values):

$$G(x) > \frac{c(1 + o(1)) \log(x) \log \log(x) \log \log \log \log(x)}{\log \log \log(x)}. \quad (9)$$

In 1946 there appeared a paper [10], where the problem of different patterns of pairs, triplets etc. of primes was treated by the probabilistic methods. In particular the formula for a number of primes $< x$ and separated by a gap d was deduced on p. 57 from probabilistic arguments. Similar equation appeared many years later in the paper by S. Guiasu in [20]. We will discuss these formulas in next Section.

In 1974 there appeared a paper by Brent [5], where statistical properties of the distribution of gaps between consecutive primes were studied both theoretically and numerically. Brent had applied the inclusion–exclusion principle and obtained from (2) a formula for the number of consecutive prime pairs less than x separated by d . But his result (formula (4) in [5]) does not have a closed form and he had to produce on a computer the table of constants appearing in his formula (4). The attempt to estimate these sums and to write a closed formula for them was undertaken in [36]. Further development of ideas contained in this paper was published by D. A. Goldston and A. H. Ledoan [16] in 2012. Below we will present heuristic considerations leading to closed formulas for some quantities characterizing gaps between consecutive primes.

2 Heuristic formula for $\tau_d(x)$

During over a seven months long run of the program on the 64–bits 2.7 GHz computer we have collected values of $\tau_d(x)$ up to $x = 2^{48} \approx 2.8147 \times 10^{14}$. The data representing the function $\tau_d(x)$ were stored at values of x forming the geometrical progression with the ratio 2, i.e. at $x = 2^{15}, 2^{16}, \dots, 2^{47}, 2^{48}$; the largest encountered gap was $d = 906$. Such a choice of the intermediate thresholds as powers of 2 was determined by the employed computer program in which the primes were coded as bits. The resulting curves are plotted in Fig.2. The data is available for downloading from <http://pracownicy.uksw.edu.pl/mwolf/gaps.zip>.

In the plots of $\tau_d(x)$ in Fig.2 a lot of regularities can be observed. The pattern of points in Fig.2 *does not depend on x* : for each x the arrangements of circles is the same, only the intercept increases and the slope decreases. Like in the case of $\pi_d(x)$ the oscillations are described by the product $\mathfrak{S}(d)$, see the inset in Fig. 2. The fact that the points in Fig.2 lie around the straight lines on the semi-logarithmic scale suggest for $\tau_d(x)$ the following

Ansatz 1 :

$$\tau_d(x) = \mathfrak{S}(d)B(x)F^d(x), \quad (10)$$

where $F(x) < 1$ (because $\tau_d(x)$ decreases with d).

The essential point of the presented below considerations consists in a possibility of determining the two unknown functions $B(x)$ and $F(x)$ by *assuming only the*

above exponential decrease of $\tau_d(x)$ with d and employing two identities fulfilled by $\tau_d(x)$ just by definition. First of all, the number of all gaps is equal to the number of all primes smaller than x minus 2:

$$\sum_{(p_n - p_{n-1}), p_n < x} 1 \equiv \sum_{d=2}^{G(x)} \tau_d(x) = \pi(x) - 2, \quad (11)$$

where $G(x)$ is the largest gap below x which was defined in (6). The second self-consistency condition comes from an observation that the sum of differences between consecutive primes $p_n \leq x$ is equal to the largest prime $\leq x$ (minus 3 coming from the distance to $p_2 = 3$) and for large x we can write:

$$\sum_{p_n < x} (p_n - p_{n-1}) \equiv \sum_{d=2}^{G(x)} d \tau_d(x) \approx x. \quad (12)$$

The erratic behavior of the product $\mathfrak{S}(d)$ is an obstacle in calculation of the above sums (11) and (12). We will replace the product $\mathfrak{S}(d)$ in the sums by its average value. In [4] E. Bombieri and H. Davenport have proved that:

$$\sum_{k=1}^n \prod_{p|k, p>2} \frac{p-1}{p-2} = \frac{n}{\prod_{p>2} (1 - \frac{1}{(p-1)^2})} + \mathcal{O}(\log^2(n)); \quad (13)$$

i.e. in the limit $n \rightarrow \infty$ the number $1/\prod_{p>2} (1 - \frac{1}{(p-1)^2})$ is the arithmetical average of the product $\prod_{p|k} \frac{p-1}{p-2}$. Thus we will assume that for functions $f(k)$ going to zero like $const^{-k}$ the following identity holds:

$$\sum_{k=1}^{\infty} \prod_{p|k, p>2} \frac{p-1}{p-2} f(k) = \frac{1}{\prod_{p>2} (1 - \frac{1}{(p-1)^2})} \sum_{k=1}^{\infty} f(k). \quad (14)$$

We can justify the above formula by invoking the Abel partial summation in the form [23, Th. 421]:

$$\sum_{k=1}^n a_k b_k = - \sum_{k=1}^{n-1} S(k) c_k + S(n) b_n,$$

where $S(k) = a_1 + \dots + a_k$ and $c_k = b_{k+1} - b_k$. Putting here $a_k = \mathfrak{S}(k)$, $b_k = f(k)$, $S(k) = k/c_2 + \mathcal{O}(\log^2(k))$, next replacing $\log^2(2) < \log^2(3) < \dots < \log^2(n-1)$ by larger $\log^2(n)$ and collecting terms we obtain in the part multiplied by $1/c_2$ the sum $f(1) + f(2) + \dots + f(n)$ and in the part multiplied by $\mathcal{O}(\log^2(n))$ we see that the values $f(2), \dots, f(n-1)$ cancel pairwise leaving only $f(1) = 0$ and $f(n)$:

$$\sum_{k=1}^n \mathfrak{S}(k) f(k) = \frac{1}{c_2} \sum_{k=1}^n f(k) + f(n) \left(\frac{n}{c_2} + \mathcal{O}(\log^2(n)) \right). \quad (15)$$

Taking the limit $n \rightarrow \infty$ we get (14) as the series $\sum_{k=1}^{\infty} f(k)$ converges if $f(k)$ goes to zero sufficiently fast. Thus in the sums of $\mathfrak{S}(k) f(k)$ the product $\mathfrak{S}(k)$ can be replaced by its mean value $1/c_2 = 2/C_2 = 1.51478\dots$

We extend in (11) and eq. (12) the summations to infinity and using the Ansatz (10) and eq. (14) we get the geometrical and differentiated geometrical series. For odd d we have defined $\tau_{2k+1}(x) = 0$. Then, writing $d = 2k$ we obtain:

$$\sum_{d=2,4,6,\dots}^{\infty} \tau_d(x) = \frac{B(x)}{c_2} \sum_{k=1}^{\infty} F^{2k}(x) = \frac{2}{c_2} \frac{B(x)F^2(x)}{1 - F^2(x)} \quad (16)$$

$$\sum_{d=2,4,6,\dots}^{\infty} d\tau_d(x) = \frac{2B(x)}{c_2} \sum_{k=1}^{\infty} kF^{2k}(x) = \frac{1}{c_2} \frac{B(x)F^2(x)}{(1 - F^2(x))^2}. \quad (17)$$

By extending summations in (11) and (12) to infinity $G(x) \rightarrow \infty$ we made an error of the order $\mathcal{O}(F(x)^{G(x)+2})$ in the first case and an error $\mathcal{O}(G(x)F(x)^{G(x)+2})$ in the second equation, both going to zero for $x \rightarrow \infty$, because for $x \rightarrow \infty$ we have $G(x) \rightarrow \infty$. Thus we obtain two equations:

$$\frac{1}{c_2} \frac{B(x)F^2(x)}{1 - F^2(x)} = \pi(x), \quad \frac{1}{c_2} \frac{2B(x)F^2(x)}{(1 - F^2(x))^2} = x \quad (18)$$

of which solutions are

$$B(x) = \frac{2c_2\pi^2(x)}{x} \frac{1}{\left(1 - \frac{2\pi(x)}{x}\right)}, \quad F^2(x) = 1 - \frac{2\pi(x)}{x} \quad (19)$$

and a posteriori the inequality $F(x) < 1$ holds evidently. Finally, we state the main

Conjecture 1

The function $\tau_d(x)$ is expressed directly by $\pi(x)$:

$$\tau_d(x) \sim C_2 \prod_{p|d, p>2} \frac{p-1}{p-2} \frac{\pi^2(x)}{x} \left(1 - \frac{2\pi(x)}{x}\right)^{\frac{d}{2}-1} \quad \text{for } d \geq 6. \quad (20)$$

Similar formula but written in slightly different form and obtained from probabilistic arguments appeared for the first time apparently in [10, p.57]. S. Guisu obtained the formula [20, eq.(7)] for probability to find the gap $2k$ (equal in our notation to $d - 2$) among primes up to n from the demand that the entropy associated with the probability distribution of these gaps is maximal. His formula does not contain the product $\mathfrak{S}(d)$. For twins ($d = 2$) and cousins ($d = 4$) the identities $\tau_{2,4}(x) = \pi_{2,4}(x)$ hold. Because d is even the power of $(1 - 2\pi(x)/x)$ has a finite number of terms. The formula (20) consists of three terms. The first one depends only on d , the second only on x , but the third term depends both on d and x . In the usual probabilistic approach one should obtain $(1 - \frac{\pi(x)}{x})^{d-1}$, see e.g. [24], [50, p. 3]: to have a pair of adjacent primes separated by d there have to be $d - 1$ consecutive composite numbers in between and probability of such an event is $(1 - \pi(x)/x)^{d-1}$; then the term in front of it comes from the normalization condition.

Although (20) is postulated for $d \geq 6$, we get from it for $d = 2$ (and $d = 4$):

Conjecture 2

$$\tau_2(x) \equiv \pi_2(x) \sim C_2 \frac{\pi^2(x)}{x} \quad (21)$$

instead of the usual conjectures

$$\pi_2(x) \sim C_2 \frac{x}{\log^2(x)} \quad (22)$$

or

$$\pi_2(x) \sim C_2 \int_2^x \frac{du}{\log^2(u)} \equiv C_2 \text{Li}_2(x). \quad (23)$$

The equation (21) expresses the intuitively obvious fact that the number of twins should be proportional to the square of $\pi(x)$. Of course (21) for $\pi(x) \sim x/\log(x)$ goes into (22). We have checked with the available computer data (see <http://sweet.ua.pt/tos/primes.html#t2>) that (21) is better than (22) but worse than (23). Because $\text{Li}_2(x)$ in (23) monotonically increases while there are local fluctuations in the density of primes and twins, the above formula (21) incorporates all irregularities in the distribution of primes into the formula for the number of twins. Since both $d = 2$ and $d = 4$ gaps are necessarily consecutive, we propose the identical expression (21) for $\tau_4(x) \equiv \pi_4(x) \approx \pi_2(x)$, see [53].

It is possible to obtain another form of the formula for $\tau_d(x)$, more convenient for later applications. Namely, let us represent the function $F(x)$ in the form: $F(x) = e^{-A(x)}$, i.e. now the Ansatz 1 has the form

Ansatz 1'

$$\tau_d(x) \sim B(x) \mathfrak{S}(d) e^{-A(x)d}, \quad (24)$$

where $A(x)$ is the slope of the lines plotted in red in Fig. 2 and as we can see $A(x)$ goes to zero for $x \rightarrow \infty$. In the equations (18) we use in the nominators the approximation $e^{-2A(x)} \approx 1 - 2A(x)$ and in the denominators $1 - e^{-2A(x)} \approx 2A(x)$ for small $A(x)$ and we obtain

Conjecture 1'

$$\tau_d(x) = C_2 \frac{\pi^2(x)}{x - 2\pi(x)} \prod_{p|d, p>2} \frac{p-1}{p-2} e^{-d\pi(x)/x} + \text{error term}(x, d) \quad \text{for } d \geq 6. \quad (25)$$

For large x we can skip $2\pi(x)$ in comparison with x in the denominator and obtain finally the following pleasant formula:

Conjecture 1''

$$\tau_d(x) = C_2 \frac{\pi^2(x)}{x} \prod_{p|d, p>2} \frac{p-1}{p-2} e^{-d\pi(x)/x} + \text{error term}(x, d) \quad \text{for } d \geq 6. \quad (26)$$

In equation (26) the term in the exponent has a simple interpretation: difference d is divided by the mean gap $x/\pi(x)$ between consecutive primes. Because for small

u an approximation $\log(1 - u) \approx -u$ holds, we can turn for large x the conjecture (20) to the form of conjecture (26):

$$\left(1 - \frac{2\pi(x)}{x}\right)^{\frac{d}{2}} = e^{\frac{d}{2} \log\left(1 - \frac{2\pi(x)}{x}\right)} \approx e^{-\frac{d\pi(x)}{x}}. \quad (27)$$

Putting in (26) $\pi(x) \sim x/\log(x)$ and comparing with the original Hardy–Littlewood conjecture we obtain that the number $\tau_d(x)$ of *successive* primes (p_n, p_{n+1}) smaller than x and of the difference $d = p_{n+1} - p_n$ is diminished by the factor $\exp(-d/\log(x))$ in comparison with the number of *all* pairs of primes (p, p') apart in the distance $d = p' - p$:

$$\tau_d(x) \sim \pi_d(x) e^{-d/\log(x)} \quad \text{for } d \geq 6. \quad (28)$$

Heuristically, this relation encodes in the series for $e^{-d/\log(x)} = 1 - d/\log(x) + (d/\log(x))^2/2! - (d/\log(x))^3/3! + \dots$ the inclusion-exclusion principle for obtaining $\tau_d(x)$ from $\pi_d(x)$. The above relation (28) is confirmed by comparing the Figures 1 and 2. R.P. Brent in [5] using the inclusion-exclusion principle has obtained from the B conjecture of Hardy and Littlewood the formula for $\tau_d(x)$, which agrees very well with computer results. However the formula of Brent (eq.(4) in the paper [5]) is not of a closed form: it contains a double sequence of constants $A_{r,k}$, which can be calculated only by a direct use of the computer, what is very time consuming, see discussion of S. Herzog at the web site <http://zigherzog.net/primes/>. R. P. Brent in [5] in Table 2 compares the number of actual gaps $d = 2, \dots, 80$ in the interval $(10^6, 10^9)$ with the numbers predicted from his formula finding perfect agreement. Analogous method to determine the values of $\tau_d(x)$ was employed in [36, see eq.(2-8) and the preceding formula]. The formula (2-8) from [36] adapted to our notation has the form:

$$\tau_d(x) \sim C_2 \mathfrak{S}(d) \int_2^x \frac{\exp(-d/\log(u))}{\log^2(u)} du. \quad (29)$$

Integrating the above integral once by parts gives a term $x e^{-d/\log(x)} / \log^2(x)$ corresponding to (26) with $\pi(x) \sim x/\log(x)$. The expression (26) for $\tau_d(x)$ was proved in slightly different form under the assumption of the conjecture B of Hardy–Littlewood by D. A. Goldston and A. H. Ledoan [16] in 2012. They proved that for any positive constant λ and d even with $d \sim \lambda \log x$ as $x \rightarrow \infty$, we have

$$\tau_d(x) \sim C_2 \mathfrak{S}(d) \frac{x}{(\log x)^2} e^{-\lambda}. \quad (30)$$

It is not possible to guess an analytical form of error terms in formulas (20) and (26) at present (let us remark that the error term in the twins conjectures (22) or (23) is not known even heuristically). The only way to obtain some information about the behaviour of *error term*(x, d) is to compare these conjectures with actual computer counts of $\tau_d(x)$. Of course, the best accuracy has the formula (20). We have compared it with generated by the computer actual values of $\tau_d(x)$ — i.e. we have looked at values of

$$\Delta(x, d) \equiv \tau_d(x) - C_2 \mathfrak{S}(d) \frac{\pi^2(x)}{x} \left(1 - \frac{2\pi(x)}{x}\right)^{\frac{d}{2}-1}. \quad (31)$$

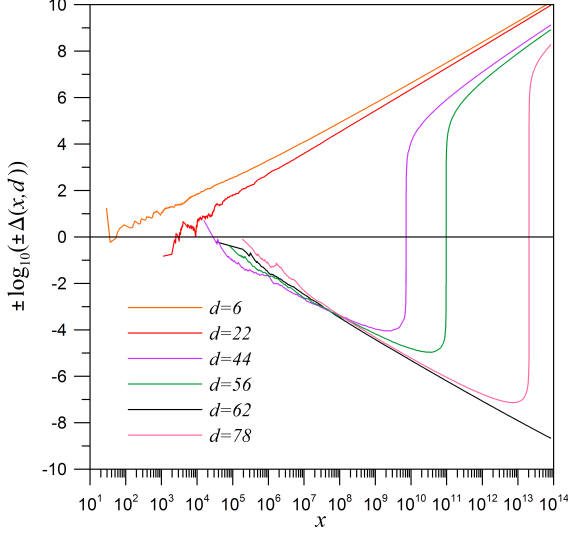


Figure 3: Plots of $\Delta(x, d)$ on the double logarithmic scale for $d = 6, 22, 44, 56, 62, 78$. On the y axis we have plotted $\log_{10}(\Delta(x, d))$ if $\Delta(x, d) > 0$ and $-\log_{10}(-\Delta(x, d))$ if $\Delta(x, d) < 0$.

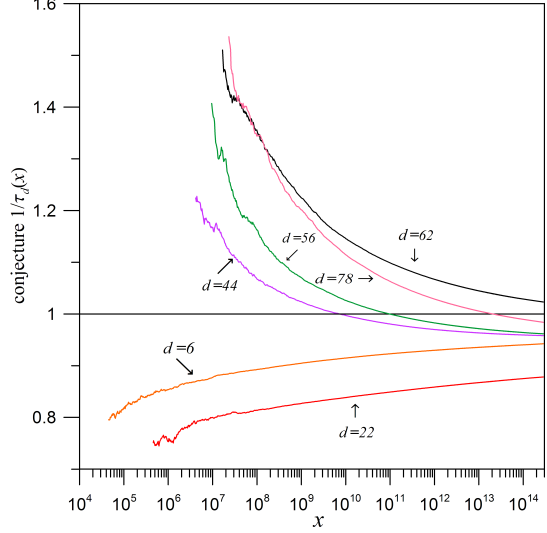


Figure 4: Plots of ratios of the values predicted from the Conjecture 1 to the real values of $\tau_d(x)$ for $d = 6, 22, 44, 56, 62, 78$. The plots begin at such x that $\tau_d(x) > 1000$ to avoid large initial fluctuations of these ratios (see initial parts of curves in the previous Figure).

The values of $\Delta(x, d)$ were stored for 105 values of $d = 2, 4, \dots, 210 (= 2 \cdot 3 \cdot 5 \cdot 7)$ at the arguments x forming the geometrical progression $x_k = 1000 \times (1.03)^k$. Additionally the values of $|\Delta(x, d)| < 9$ were stored to catch sign changes of $\Delta(x, d)$. It is difficult to present these data for all values of d . We have found that for some gaps d there was monotonic increase of $\Delta(x, d)$, for other gaps there were sign changes of the difference $\Delta(x, d)$, see Fig.3. For 30 values of d of all 105 looked for we have found sign changes for $x < 8 \times 10^{13}$. Surprising is the steep growth of $\Delta(x, d)$ for $d = 44, 56, 78$ (the same behaviour we have seen for other values of d) in the region of crossing the $y = 0$ line. In fact, there were 76 sign changes of $\Delta(x, 54)$, 109 sign changes of $\Delta(x, 56)$ and 207 sign changes of $\Delta(x, 78)$. The general rule is that the ratio $\tau_d(x)/C_2\mathfrak{S}(d) \frac{\pi^2(x)}{x} (1 - \frac{2\pi(x)}{x})^{\frac{d}{2}-1}$ tends to 1, see Fig. 4. Thus we formulate the

Conjecture 3

For every d there are infinitely many sign changes of the functions $\Delta(x, d)$. For fixed d we guess

$$\lim_{x \rightarrow \infty} \frac{\text{Conjecture}_{1,1',1''}(d, x)}{\tau_d(x)} = 1. \quad (32)$$

We can test the conjecture (26) with available computer data plotting on one graph the scaled quantities:

$$T_d(x) = \frac{x\tau_d(x)}{C_2\mathfrak{S}(d)\pi^2(x)}, \quad D(x, d) = \frac{d\pi(x)}{x}. \quad (33)$$

From the conjecture (26) we expect that the points $(D(x, d), T_d(x))$, $d = 2, 4, \dots, G(x)$ should coincide for each x — the function $\tau_d(x)$ displays scaling in the physical terminology. In Fig. 5 we have plotted the points $(D(x, d), T_d(x))$ for $x = 2^{28}, 2^{38}, 2^{48}$. If we denote $u = D(x, d)$ then all these scaled functions should lie on the pure exponential decrease e^{-u} (Poisson distribution, see [49, p.60]), shown in red in Fig. 5. We have determined by the least square method slopes $s(x)$ of the fits $a(x)e^{-s(x)u}$ to the linear parts of $(D(x, d), \log(T_d(x)))$. The results are presented in Fig. 6. The slopes very slowly tend to 1: for over 6 orders of x they change from 1.187 to 1.136.

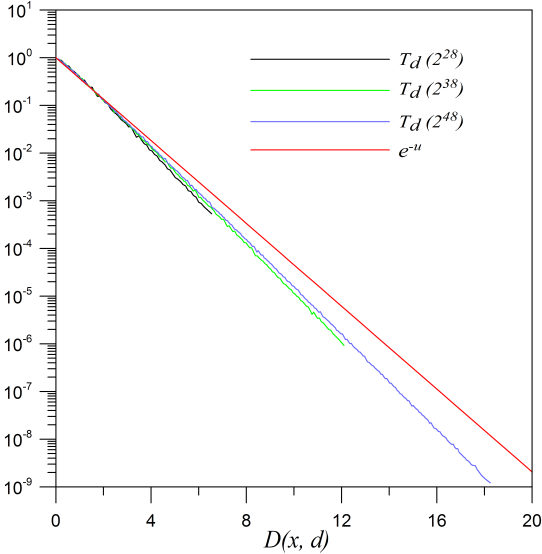


Figure 5: Plots of $(D(x, d), T_d(x))$ for $x = 2^{28}, 2^{38}, 2^{48}$ and in red the plot of e^{-u} . Only the points with $\tau_d(x) > 1000$ were plotted to avoid fluctuations at large $D(x, d)$.

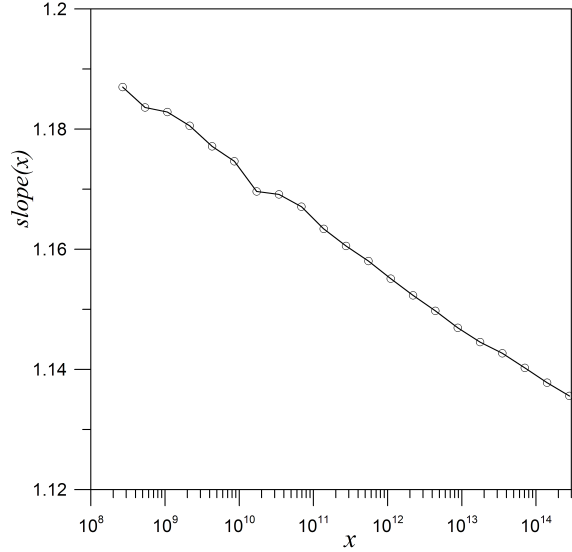


Figure 6: Plot of slopes obtained from fitting straight lines to $(D(d, x), \log(T_d(x)))$ for $x = 2^{28}, 2^{29}, \dots, 2^{48}$.

3 Champions – the most often occurring gaps

Direct inspection shows that starting with prime 389 the most often occurring gap between consecutive primes is $d = 6$, with the exception of interval between 491 and 541, where $d = 4$ wins over $d = 6$, see [36, Table I]. In general the most common gap between consecutive primes is called champion. We see in Figure 2 that for each x the highest value of $\tau_d(x)$ is at $d = 6$. Next local maxima (spikes) are at $d = 30$ and $d = 210$. Because the slope of plots of $\tau_d(x)$ decreases with x at some value $x^{(3)}$ the gap $d = 30 = 2 \cdot 3 \cdot 5$ will take over gap six and at much larger $x^{(4)}$ $d = 210 = 7 \cdot 30$ (product of first 4 consecutive primes) will take over 30. These spikes are caused by the local maxima of the product $\mathfrak{S}(d)$: when d has many prime factors the product is large. In fact, in [15, Lemma 2.2] it is proved, that if $D^{(n)} = 2 \cdot 3 \cdot \dots \cdot p_n \equiv p_n \#$ denotes the n -th primorial, then $\mathfrak{S}(d) < \mathfrak{S}(D^{(n)})$ for every d such that $2 < d < D^{(n)}$ (in

fact this inequality is fulfilled in the interval $2 < d < D^{(n+1)}$. From this observation we can obtain general estimation for the values of $x^{(n)}$ at which the consecutive products $D^{(n)} = 2 \cdot 3 \cdot \dots \cdot p_n$ become the champions. Namely, the condition for appearance of the n -th champion is the following inequality:

$$\tau_{D^{(n-1)}}(x^{(n)}) < \tau_{D^{(n)}}(x^{(n)}) \quad (34)$$

From it and (26) ignoring (probably large) error terms the estimation follows:

$$\log(x^{(n)}) \sim \frac{2 \cdot 3 \cdot \dots \cdot p_{n-1}(p_n - 1)}{\log((p_n - 1)/(p_n - 2))}. \quad (35)$$

The values of turning points for champions obtained from the above formula are presented in Table I. Obtained from (35) for $D^{(2)} = 6$ the value of 321 quite well agrees with the actual value $x^{(2)} = 389$.

We will present the asymptotic form of (35) for large n . We need the closed formula for $2 \cdot 3 \cdot \dots \cdot p_{n-1} \cdot p_n$ for large n . The prime number theorem is sometimes formulated as the law governing the growth of the Chebyshev function [23, Th. 420]:

$$\vartheta(x) = \sum_{p \leq x} \log(p) \sim x. \quad (36)$$

We need the value of the Chebyshev function at n -th prime p_n and in [12, p. 5] we find

$$\begin{aligned} \theta(p_n) = n \log(n) & \left(1 + \frac{\log \log(n)}{\log(n)} - \frac{1}{\log(n)} + \frac{\log \log(n) - 2}{(\log(n))^2} \right. \\ & \left. - \frac{(\log \log(n))^2 - 6 \log \log(n) + 11}{2(\log(n))^3} + \mathcal{O} \left(\frac{(\log \log(n))^3}{(\log(n))^4} \right) \right) \end{aligned} \quad (37)$$

Let us remark that terms in the big parenthesis are of opposite signs so to great extent they cancel out and we will keep only the first term 1 as all following sequences go to zero with $n \rightarrow \infty$:

$$\theta(p_n) = n \log(n). \quad (38)$$

So we have the following rough estimation for primorials (in fact the error term is exponentiated)

$$2 \cdot 3 \cdot \dots \cdot p_n = p_n\# \sim n^n, \quad (39)$$

what is an analog of the Stirling formula for factorials $n! \sim \sqrt{2\pi n} n^n e^{-n}$. For large n we have $p_n - 1 \approx p_n$, $p_n - 2 \approx p_n$, $\log((p_n - 1)/(p_n - 2)) \approx 1/(p_n - 2)$ and we obtain from (35) that $x^{(n)}$ grows asymptotically as:

$$x^{(n)} \sim n^{n^{n+1}}. \quad (40)$$

n	$D^{(n)} = p_n\#$	$x^{(n)}$	$\prod_{p D^{(n)}, p>2} \left(\frac{p-1}{p-2}\right)$
2	6	3.21×10^2	2.00...
3	30	1.70×10^{36}	2.67...
4	210	5.81×10^{428}	3.20...
5	2310	1.48×10^{8656}	3.56...
6	30030	1.30×10^{138357}	3.88...
7	510510	8.02×10^{3233259}	4.14...
8	9699690	$8.50 \times 10^{69820169}$	4.38...
9	223092870	$5.14 \times 10^{1992163572}$	4.59...
10	6469693230	$3.56 \times 10^{74595540317}$	4.76...
11	200560490130	$2.10 \times 10^{2486392448589}$	4.92...
12	7420738134810	$1.31 \times 10^{111309396336960}$	5.06...
13	304250263527210	$6.46 \times 10^{5091729308630201}$	5.19...
14	13082761331670030	$1.65 \times 10^{230298784738628635}$	5.32...
\vdots	\vdots	\vdots	\vdots

Table 1: The values of $x^{(n)}$ at which $D^{(n)}$ become champions (third column) and values of the product (4) (fourth column).

4 Lemke Oliver-Soundararajan bias

In the spring of 2016 some sensation was sparked by the paper [26]. The authors described biases in the distribution of pairs of consecutive primes. We will present their discovery in the particular case of usual base-10 numeral system, although their consideration are general. In the base 10 each prime number (except 2 and 5) has the last digit 1, 3, 7 or 9, otherwise it would be divisible by 2 or 5. So we have 4 possibilities and the famous Dirichlet's theorem on the primes in arithmetical progressions with the de la Vallée Poussin quantitative supplement, see [44, chap. 4.V], asserts that all these four possibilities should be equally probable and one would expect 0.25 % of primes to end with 1, 3, 7 or 9. However final digits of the primes that immediately follow them are not equally distributed: Lemke Oliver and Soundararajan found huge correlation between the last digits of consecutive primes. For example, we have checked that up to $2^{34} = 17179869184$ the primes with last digit 1 are followed by 36131238 primes with last digit 1, 55962283 primes with last digit 3, 56247252 primes with last digit 7 and 42391953 primes with last digit 9. The same non-uniform behavior we obtained for primes with last digits 3, 7 and 9, see Table 2. We have used there the notation from [26]: $\pi(x; 10, (a, b)) := \#\{p_n \leq x : p_n \equiv a \pmod{10}, p_{n+1} \equiv b \pmod{10}\}$. In view of the considerations of last two Sections we should not be surprised by this outcome: after primes ending with 1 the largest number of next primes should end with 7 as such primes will follow prime with last digit 1 after gap 6, 16, 26, ... and the most common gap between primes in this interval is 6. Primes ending with 3 can follow primes with last digit 1 after

gap 2, 12(= 2 · 6), 22, ... etc. So all these irregularities reported in [26] are encoded in the behavior of the product $\mathfrak{S}(d)$ combined with the exponential with d decay of $\tau_d(x)$.

$a \backslash b$	1	3	7	9
1	36131238	55962283	56247252	42391953
3	46218200	35046136	53225098	56247286
7	48527277	51208545	35035483	559654613
9	59856011	48519757	46228932	36128195

Table 2: The 4×4 matrix of values of $\pi(2^{34}; 10, (a, b))$, $a, b = 1, 3, 7, 9$. The reader can explain why the sum of all entries above is by 4 smaller than $\pi(2^{34}) = 762939111$.

5 Maximal gap between consecutive primes

From (20) or (26) we can obtain approximate formula for $G(x)$ assuming that maximal difference $G(x)$ appears only once, so $\tau_{G(x)}(x) = 1$: simply the largest gap is equal to the value of d at which $\tau_d(x)$ touches the d -axis on Fig.2. Skipping the oscillating term $\mathfrak{S}(d)$, which is very often close to 1, we get for $G(x)$ the following estimation expressed directly by $\pi(x)$:

Conjecture 4

$$G(x) \sim g(x) \equiv \frac{x}{\pi(x)} (2 \log(\pi(x)) - \log(x) + c), \quad (41)$$

where $c = \log(C_2) = 0.2778769 \dots$

The above formula explicitly reveals the fact that the value of $G(x)$ is connected with the number of primes $\pi(x)$: more primes means smaller $G(x)$. For the Gauss approximation $\pi(x) \sim x / \log(x)$ the following dependence follows:

$$G(x) \sim \log(x)(\log(x) - 2 \log \log(x) + c) \quad (42)$$

and for large x it passes into the well known Cramer's conjecture [11]:

$$G(x) \sim \log^2(x). \quad (43)$$

The examination of the formula (41) and the formula (43) with the available results of the computer search is given in Fig.7. The lists of known maximal gaps between consecutive primes we have taken from our own computer search up to 2^{48} and larger from web sites www.trnicely.net and www.ieeta.pt/~tos/gaps.html. The largest known gap 1510 between consecutive primes follows the prime $6787988999657777797 = 6.788 \dots \times 10^{18}$. On these web sites tabulated values of $\pi(x)$ can also be found and we have used them to plot the formula (41). Let $\nu_G(T)$ denotes the number of sign changes of the difference $G(x) - g(x)$ for $2 < x < T$. There are 33 sign changes of

the difference $G(x) - g(x)$ in the Fig.7 and $\nu_G(T)$ is presented in the inset in Fig. 7. The least square method gives for $\nu_G(T)$ the equation $0.78 \log(T) + 0.63$.

There appeared in literature a few other formulas for approximate values of $G(x)$, see e.g. [47], [9]; in particular D.R. Heath-Brown in [24, p. 74] gives the following formula:

$$G(x) \sim \log(x)(\log(x) + \log \log \log(x)). \quad (44)$$

A. Granville argued [19] that the actual $G(x)$ can be larger than that given by Cramer's model (43), namely he claims that there are infinitely many pairs of primes p_n, p_{n+1} for which:

$$p_{n+1} - p_n = G(p_n) > 2e^{-\gamma} \log^2(p_n) = 1.12292 \dots \log^2(p_n). \quad (45)$$

where $\gamma = 0.577216 \dots$ is the Euler–Mascheroni constant. The estimation (45) follows from the inequalities proved by H.Maier in the paper [28], which put into doubts Cramer's ideas. For other contradiction between Cramer's model and the more strict results, see [39].

6 Generalized Brun's constants

In 1919 Brun [8] has shown that the sum of the reciprocals of all twin primes is finite:

$$\mathcal{B}_2 = \left(\frac{1}{3} + \frac{1}{5}\right) + \left(\frac{1}{5} + \frac{1}{7}\right) + \left(\frac{1}{11} + \frac{1}{13}\right) + \dots < \infty. \quad (46)$$

Sometimes 5 is included only once, but here we will adopt the above convention. The analytical formula for \mathcal{B}_2 is unknown and the value of the sum (46) is called the Brun's constant [48]. The numerical estimations give [34] $\mathcal{B}_2 = 1.90216058 \dots$. Here we are going to generalize the above \mathcal{B}_2 to the sums of reciprocals of all consecutive primes separated by gap d and to propose a compact expression giving the values of these sums for $d \geq 6$.

Let \mathcal{T}_d denote the set of consecutive primes separated by distance d :

$$\mathcal{T}_d = \{(p_{n+1}, p_n) : p_{n+1} - p_n = d\}. \quad (47)$$

We define the generalized Brun's constants by the formula:

$$\mathcal{B}_d = \sum_{p \in \mathcal{T}_d} \frac{1}{p}. \quad (48)$$

We adopt the rule, that if a given gap d appears two times in a row: $p_n - p_{n-1} = p_{n+1} - p_n$, the corresponding middle prime p_n is counted two times (in the case of \mathcal{B}_2 only 5 appears two times); e.g. for $d = 6$ we have the terms $\dots + 1/47 + 1/53 + 1/53 + 1/59 + \dots$ and next $\dots + 1/151 + 1/157 + 1/157 + 1/163 + \dots$

B.Segal has proved [46] that the sum in (48) is convergent for every d , thus generalized Brun's constants are finite. Because of that the sums (48) can be called

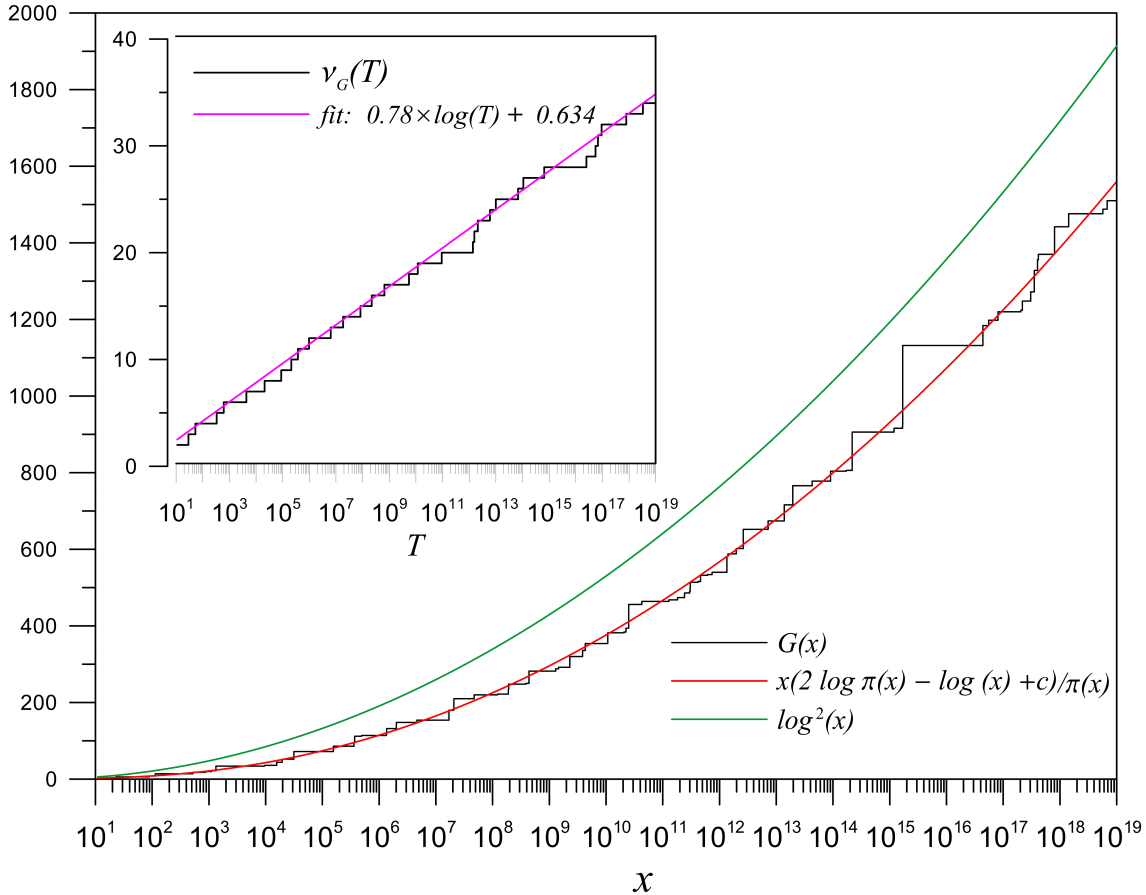


Figure 7: The comparison of $G(x)$ and $g(x)$ as well as of the Cramer conjecture $G(x) \sim \log^2(x)$. In the inset there is the plot of a number of crossings of curves representing $G(x)$ and $g(x)$. This figure should be compared with the figure on page 12 in [55].

Brun–Segal constants for $d > 2$.

Let us define partial (finite) sums:

$$\mathcal{B}_d(x) = \sum_{p \in \mathcal{T}_d, p < x} \frac{1}{p}. \quad (49)$$

We have computed on the computer quantities $\mathcal{B}_d(x)$ for x up to $x = 2^{46} \approx 7.037 \times 10^{13}$. In Fig. 8 we present a part of the obtained data.

The dependence of $\mathcal{B}_2(x)$ on x is usually (see [48], [6]) obtained by appealing to the conjecture (22) (i.e. Hardy–Littlewood conjecture (2) for $d = 2$). It gives that the probability to find a pair of twins in the vicinity of x is $2c_2/\log^2(x)$, so the expected value of the finite approximation to the Brun constant can be estimated

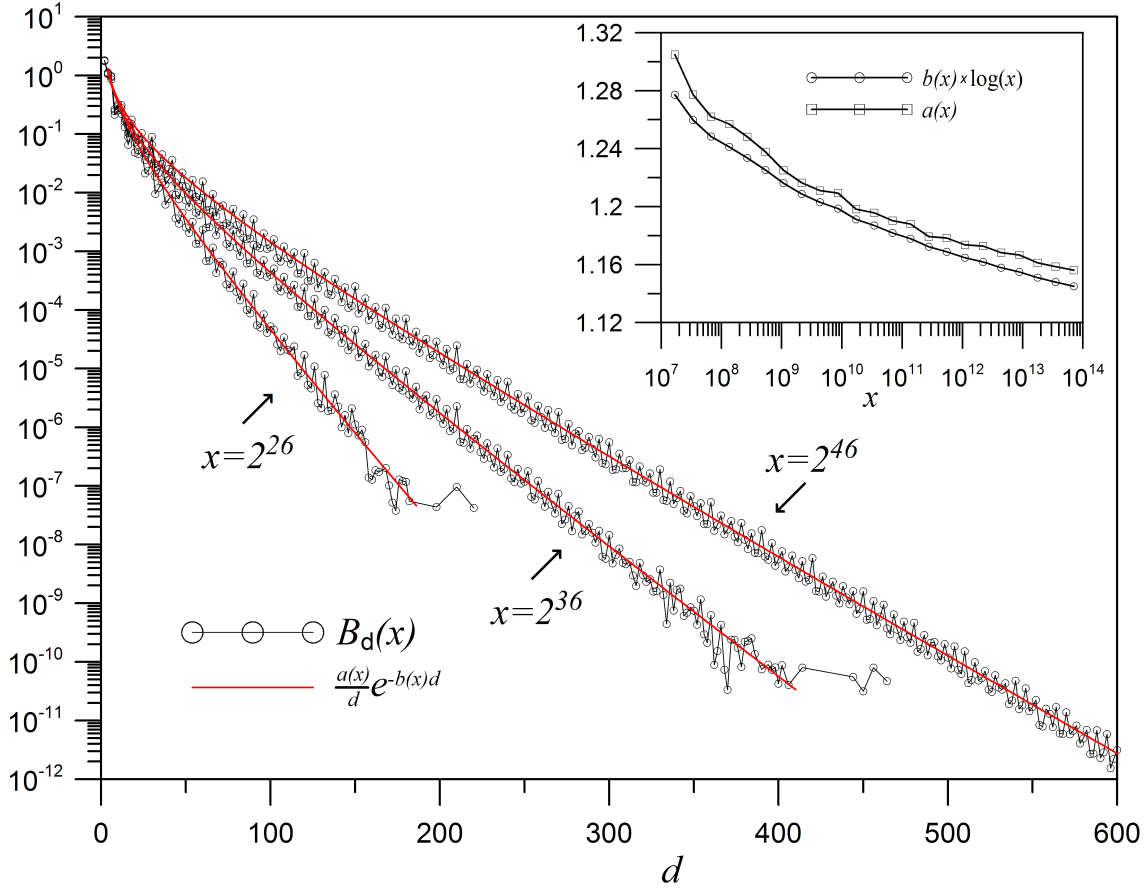


Figure 8: The plot of $\mathcal{B}_d(x)$ for $x = 2^{26} = 6.71... \times 10^7$, $2^{36} = 6.87... \times 10^{10}$, $2^{46} = 7.04... \times 10^{13}$. The fit $a(x)e^{-b(x)d}/d$ to $\mathcal{B}_d(x)/\mathfrak{S}(d)$ obtained by the least square method is plotted in red. In the inset the values of $a(x)$ as well as the ratio between conjectured slope $-1/\log(x)$ and actual fit $b(x)$ are shown for $x = 2^{24}, 2^{25}, \dots, 2^{46}$.

as follows:

$$\mathcal{B}_2(x) = \mathcal{B}_2(\infty) - \sum_{p \in \mathcal{T}_2, p > x} \frac{1}{p} \approx \mathcal{B}_2 - 2C_2 \int_x^\infty \frac{du}{u \log^2(u)} = \mathcal{B}_2 - \frac{2C_2}{\log(x)}. \quad (50)$$

It means that the plot of finite approximations $\mathcal{B}_2(x)$ to the original Brun constant is a linear function of $1/\log(x)$ and intercept for $x = \infty$ of this plot of $\mathcal{B}_2(x)$ vs $1/\log(x)$ gives \mathcal{B}_2 . In other words, the value of \mathcal{B}_2 is extrapolated from finite sum $\mathcal{B}_2(x)$ by adding to it term $2C_2/\log(x)$. The same reasoning applies *mutatis mutandis* to the gap $d = 4$.

To repeat the above reasoning for $d = 2, 4$ for larger d an analog of the Hardy–Littlewood conjecture for the pairs of *consecutive* primes separated by distance d is needed and we will use the form (26) for $\tau_d(x)$ (the integrals occurring below can be calculated analytically also for (20)). Putting in the equation (26) $\pi(x) = x/\log(x)$

we obtain for $d \geq 6$:

$$\mathcal{B}_d(x) = \mathcal{B}_d(\infty) - \sum_{p \in \mathcal{T}_d, p > x} \frac{1}{p} \approx \mathcal{B}_d - 2C_2 \prod_{p|d} \frac{p-1}{p-2} \int_x^\infty \frac{e^{-d/\log(u)}}{u \log^2(u)} du. \quad (51)$$

and the integral can be calculated explicitly:

$$\mathcal{B}_d(x) \approx \mathcal{B}_d(\infty) + \frac{2C_2}{d} \prod_{p|d} \frac{p-1}{p-2} (e^{-d/\log(x)} - 1). \quad (52)$$

From this, it follows that the partial sums $\mathcal{B}_d(x)$ for $d \geq 6$ should depend linearly on $e^{-d/\log(x)}$ instead of linear dependence on $1/\log(x)$ for $\mathcal{B}_2(x)$ and $\mathcal{B}_4(x)$.

Because $\mathcal{B}_d(x)$ is 0 for $x = 1$ (in fact each $\mathcal{B}_d(x)$ will be zero up to the first occurrence of the gap d), we take in (52) the limit $x \rightarrow 1^+$ and obtain

Conjecture 5

$$\mathcal{B}_d(\infty) \equiv \mathcal{B}_d \approx \frac{2C_2}{d} \prod_{p|d} \frac{p-1}{p-2} \quad \text{for } d \geq 6. \quad (53)$$

Thus the formula expressing the x dependence of $\mathcal{B}_d(x)$ has the form:

$$\mathcal{B}_d(x) \sim \frac{2C_2}{d} \prod_{p|d} \frac{p-1}{p-2} e^{-d/\log(x)}. \quad (54)$$

The characteristic shape of the dependence of $\mathcal{B}_d(x)/\mathfrak{S}(d)$ on d is described by the relation $\log(\mathcal{B}_d(x)/\mathfrak{S}(d)) \sim -\log(d) - d/\log(x)$: if $d/\log(x) > \log(d)$ the linear dependence on d preponderates. We have fitted by least square method the dependence $\log(a(x)) - db(x)$ to the actual values of $\log(d\mathcal{B}_d(x)/2C_2\mathfrak{S}(d))$. We obtained, that indeed $b(x)$ tends to $1/\log(x)$ and $a(x)$ tends to 1 with increasing x , see the inset in Fig. 8.

The comparison of the formula (53) with the values extrapolated from the partial approximations $\mathcal{B}_d(2^{46})$

$$\mathcal{B}_d(\infty) = \mathcal{B}_d(2^{46}) + \frac{2C_2}{d} \prod_{p|d} \frac{p-1}{p-2} (1 - e^{-d/46 \log(2)}) \quad (55)$$

obtained from the equation (52), is shown in Fig. 9 for $d \geq 6$ — predicted by (53) values for $d = 2$ and $d = 4$ are skipped. Because on average the product $\mathfrak{S}(d)$ is equal to $1/c_2$, we can write $\mathcal{B}_d \approx 4/d$. Let us mention that $4/d$ provides remarkably good approximations to $\mathcal{B}_2 = 1.90216058\dots$ and $\mathcal{B}_4 = 1.19705\dots$

7 The Merten's Theorem on the prime harmonic sum.

Leonhard Euler showed that the sum of reciprocals of all primes $p < x$ diverges like $\log(\log(x))$ and it was the first constructive proof of infinitude of primes. In 1874

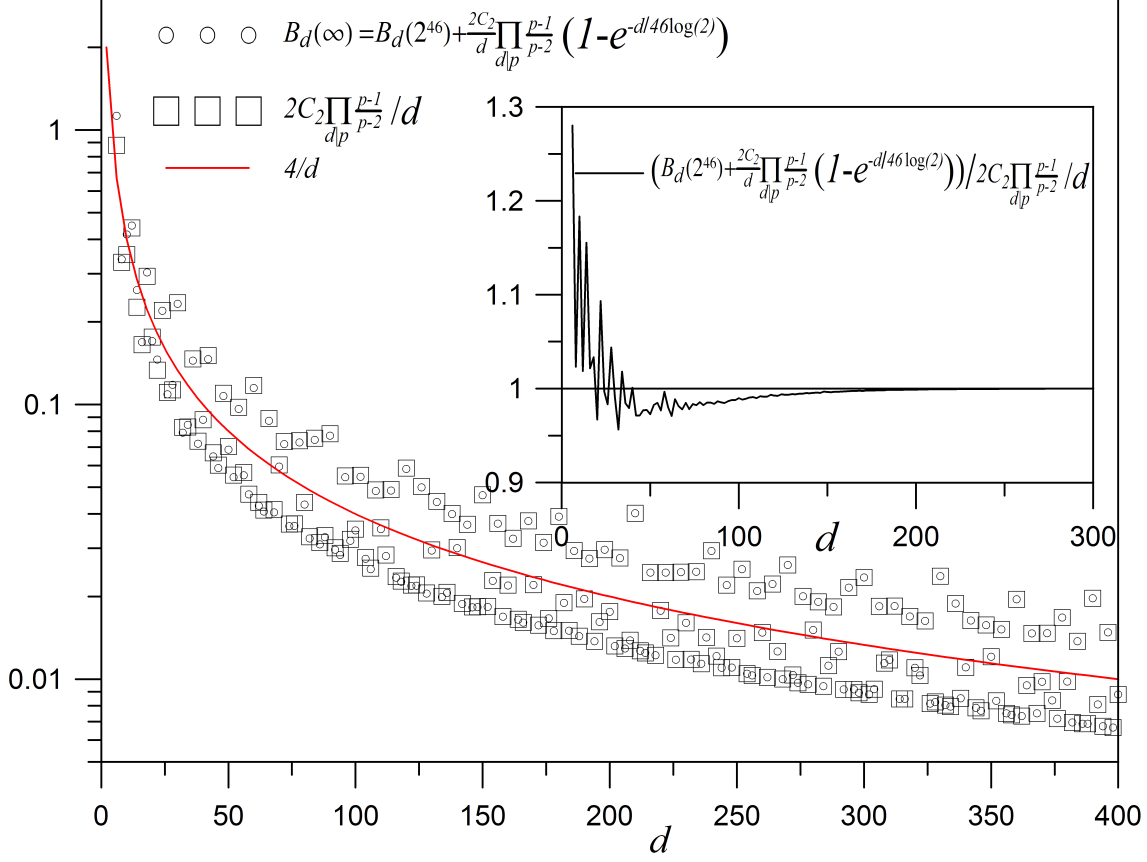


Figure 9: The plot of the generalized Brun's constants \mathcal{B}_d extrapolated from (55) (marked by circles) and predicted by (53) (marked by squares). In the inset the ratio of the values obtained from these two equations is plotted.

F. Mertens proved more precise dependence [32], [23, Theorems 427 and 428], [51]:

$$\sum_{p < x} \frac{1}{p} = \log(\log(x)) + M + o(1); \quad (56)$$

here $M = 0.2614972 \dots$ is the Mertens constant which has a few representations:

$$M = \sum_p (\log(1 - 1/p) + 1/p) = \gamma + \sum_{k=2}^{\infty} \mu(k) \log(\zeta(k))/k, \quad (57)$$

where $\mu(n)$ is the Moebius function and $\zeta(s)$ is the Riemann zeta function. In Fig. 10 we present comparison of the above formula with data from our computer calculation of $\mathcal{B}_d(x)$. On the other hand, the sum $\sum_{p < x} 1/p$ can be expressed by finite approximations to the generalized Brun's constants:

$$\sum_{p < x} \frac{1}{p} = \frac{1}{2} + \frac{1}{6} + \frac{1}{2} \sum_d \mathcal{B}_d(x) = M' + \frac{2}{3} + C_2 \sum_{d=2}^{G(x)} \frac{1}{d} \prod_{p|d} \frac{p-1}{p-2} e^{-d/\log(x)} \quad (58)$$

Because each prime except 2 and 3 (hence the terms $1/2$ and $1/6$) appears as the right and left end of the adjacent pairs, we have to divide the sum by 2 (we remind that we have adopted in previous Section the convention that if a given gap d appears two times in a row: $p_n - p_{n-1} = p_{n+1} - p_n$ — the corresponding middle prime p_n is counted two times). We have introduced above the constant M' which accounts the sum of the unknown errors terms in (54) as well as incorporates the fact that the dependence of $B_2(x)$ and $B_4(x)$ on x is not described by the formula (54) but by (50). The sum in (58) runs over even d and extends up to the greatest gap $G(x)$ between two consecutive primes smaller than x . For $G(x)$ we will use the Cramer's formula (43): $G(x) \approx \log^2(x)$. To get rid of the product $\mathfrak{S}(d)$, we will make use of the (14) and we obtain:

$$\sum_{p < x} \frac{1}{p} = M' + \frac{2}{3} + 2 \sum_{d=2}^{G(x)} \frac{1}{d} e^{-d/\log(x)} = M' + \frac{2}{3} + \sum_{k=1}^{\frac{1}{2}G(x)} \frac{1}{k} q^k, \quad q = e^{-2/\log(x)}. \quad (59)$$

Expanding $\log(1 - q)$, where $0 < q < 1$, into the series we obtain

$$\sum_{k=1}^n \frac{1}{k} q^k = -\log(1 - q) + \int_0^q \frac{u^n}{u - 1} du. \quad (60)$$

For large x the term with logarithm goes into:

$$\log(1 - e^{-2/\log(x)}) = -\log(\log(x)) + \log(2) + \mathcal{O}(1/\log(x)). \quad (61)$$

Now, by the weighted mean value theorem we calculate the integral:

$$\mathcal{I} = \int_0^q \frac{u^n}{u - 1} du = \frac{1}{(\theta q - 1)} \frac{q^{n+1}}{(n + 1)}, \quad 0 < \theta < 1. \quad (62)$$

But $q = \exp(-2/\log(x)) < 1$ and:

$$\left| \frac{1}{\theta q - 1} \right| < \frac{1}{1 - q} = \frac{e^{2/\log(x)}}{e^{2/\log(x)} - 1} < \frac{\log(x)}{2} e^{2/\log(x)} = \mathcal{O}(\log(x)). \quad (63)$$

For large x we have in the virtue of the Cramer conjecture that in our case $n \sim \frac{1}{2} \log^2(x)$, thus we have heuristically:

$$|\mathcal{I}| = \mathcal{O}(1/x \log(x)). \quad (64)$$

Finally we obtain from (54) and (58):

$$\sum_{p < x} \frac{1}{p} = \log(\log(x)) + M' + \frac{2}{3} - \log(2) + \mathcal{O}(1/\log(x)) \quad (65)$$

Because $2/3$ is practically equal to $\log(2)$ to require consistency with the Merten's theorem, we have to postulate that $M' \approx M$.

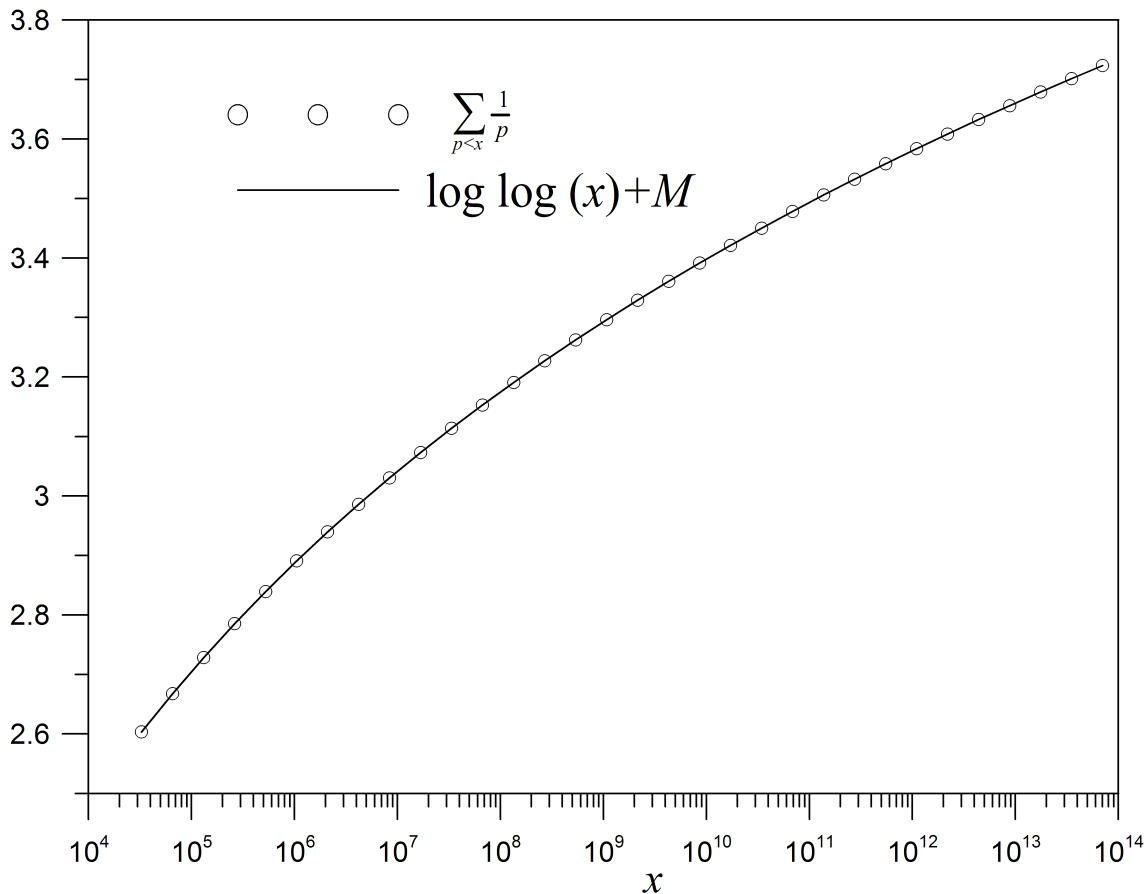


Figure 10: The plot of the prime harmonic sum up to $x = 2^{15}, 2^{16}, \dots, 2^{46}$ and the Merten's approximation to it. The original of this figure has y axis of the length 8 cm and spans the interval (2.5, 3.8), so if the x axis would be plotted in the linear scale instead of logarithmic, then it should be $5.33(3) \times 10^9$ km long — that is the size of the Solar System.

8 First occurrence of a given gap between consecutive primes

In this section we will present the heuristical reasoning leading to the formula for the first appearance of a given gap of length d , see e.g. [25], [7], [54], [35].

We will use the conjecture (54) to estimate the position of the first appearance of a pair of primes separated by a gap of the length d . More specifically, let:

$$p_f(d) = \begin{cases} \text{minimal prime, such that the next prime } p' = p_f(d) + d \\ \infty \text{ if there is no pair of primes } p_{n+1} - p_n = d. \end{cases} \quad (66)$$

It is not known whether gaps of arbitrary length d exist or not, i.e. whether for every even d there is $p_f(d) < \infty$ [7] (consult the Polignacs conjecture).

We can obtain the heuristic formula for $p_f(d)$ by remarking that the finite approximations to the generalized Brun's constants are for the first time different from

zero at $p_f(d)$ and then they are equal to $2/p_f(d)$:

$$\frac{4c_2}{d} \prod_{p|d} \frac{p-1}{p-2} e^{-d/\log(p_f(d))} = \frac{2}{p_f(d)}. \quad (67)$$

Referring to the argument that on average $\mathfrak{S}(d)$ is equal to $1/c_2$, we skip $\mathfrak{S}(d)$ and c_2 . Neglecting the $\log(2) = 0.69314\dots$, we end up with the quadratic equation for $t = \log(p_f(d))$:

$$t^2 - t \log(d) - d = 0$$

The positive solution of this equation gives

Conjecture 6

$$p_f(d) \sim \sqrt{d} e^{\frac{1}{2}\sqrt{\log^2(d)+4d}}. \quad (68)$$

The comparison of this formula with the actual available data from the computer search is shown in Fig. 11. Most of the points plotted on this figure come from our own search up to $2^{48} = 2.815\dots \times 10^{14}$. First occurrences $p_f(d) > 2^{48}$ we have taken from <http://www.trnicely.net> and <http://www.ieeta.pt/~tos/gaps.html>. In the Fig.11 there is also a plot of the conjecture made by Shanks [47]:

$$p_f(d) \sim e^{\sqrt{d}}, \quad (69)$$

while from (68) for large d it follows that

$$p_f(d) \sim \sqrt{d} e^{\sqrt{d}}. \quad (70)$$

As an application of (41) we can answer the question raised in 1964 by P.A. Carlson, who wanted to know at which order of magnitude N the first appearance of the string of all one million consecutive numbers being composite can be found. A very rough estimate was found by D.Shanks [47]. Shanks found:

$$10^{300} < p_f(10^6) < 100^{600}. \quad (71)$$

From (70) we obtain $p_f(10^6) \approx 1.97 \times 10^{437}$.

We make remark concerning the Cramer's formula for maximal gap $G(x) \sim \log^2(x)$. Namely reverting it we obtain that the maximal gap g appears at $x \sim \exp(\sqrt{g})$, while arbitrary gap d appears for the first time at $\sqrt{d} e^{\sqrt{d}}$. Hence the maximal gaps are those gaps which appear for the first time at x roughly by \sqrt{d} earlier than the typical size $p_f(d) \sim \sqrt{d} e^{\sqrt{d}}$.

9 The Andrica Conjecture

In the last section we will make use of most of the conjectures formulated so far. The Andrica conjecture [1] (see also [21, p. 21] and [44, p. 191]) states that the inequality:

$$A_n \equiv \sqrt{p_{n+1}} - \sqrt{p_n} < 1, \quad (72)$$

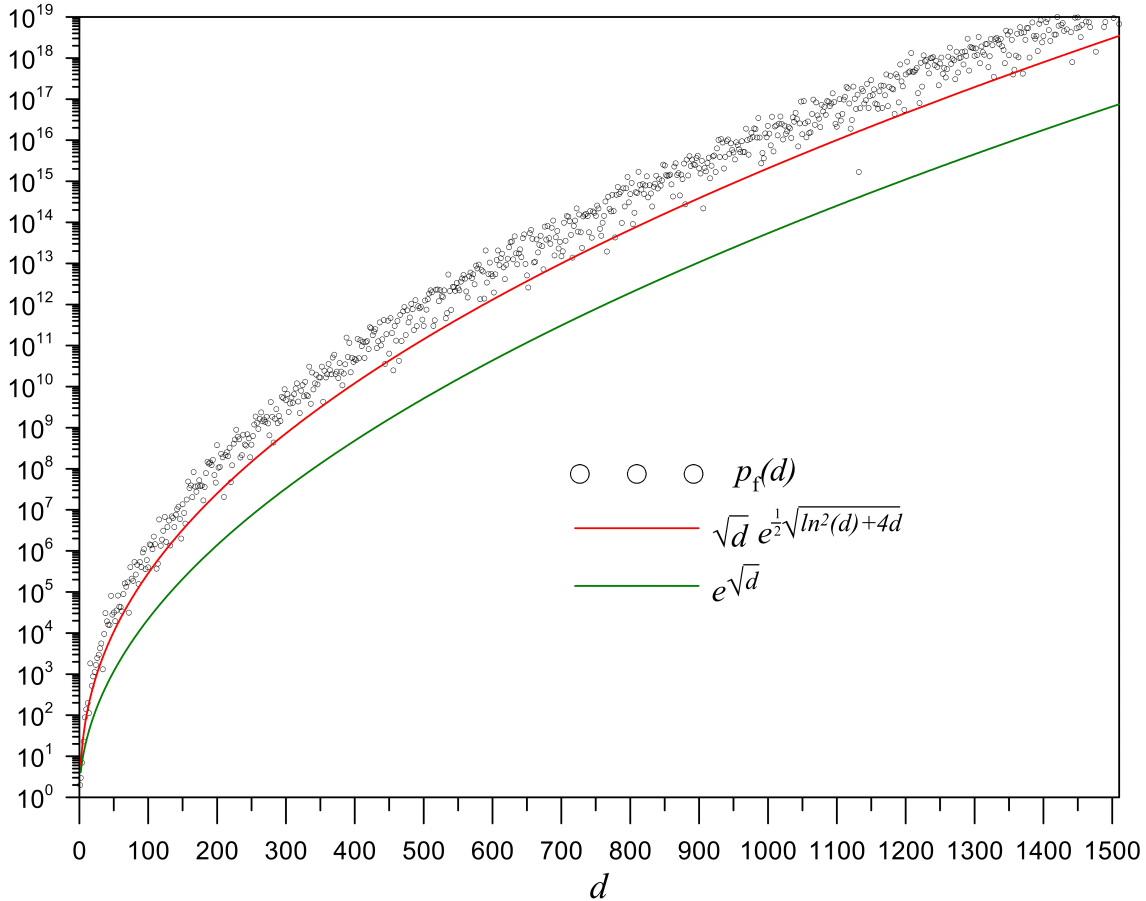


Figure 11: The plot of $p_f(d)$ and approximation to it given by (68) and (69).

holds for all n . Despite its simplicity it remains unproved. In Table 3 the values of A_n are sorted in descending order (it is believed this order will persist forever). We have

$$\sqrt{p_{n+1}} - \sqrt{p_n} = \frac{p_{n+1} - p_n}{\sqrt{p_{n+1}} + \sqrt{p_n}} < \frac{d_n}{2\sqrt{p_n}}. \quad (73)$$

From this we see that the growth rate of the form $d_n = \mathcal{O}(p_n^\theta)$ with $\theta < 1/2$ will suffice for the proof of (72), but as we have mentioned in the Introduction, currently the best unconditional result is $\theta = 21/40$ [3]. If (72) is true then $d_n = \mathcal{O}(\sqrt{p_n})$ and the Legendre conjecture that between n^2 and $(n+1)^2$ there is always a prime follows. Put in another words: if $A_n < 1$, then there must be a prime between n^2 and $(n+1)^2$.

For twins primes $p_{n+1} = p_n + 2$ there is no problem with (72) and in general for short gaps $d_n = p_{n+1} - p_n$ between consecutive primes the inequality (72) will be satisfied. The Andrica conjecture can be violated only by extremely large gaps between consecutive primes. Let us denote the pair of primes $< x$ comprising the

largest gap $G(x)$ by $p_{L+1}(x)$ and $p_L(x)$, hence we have

$$G(x) = p_{L+1}(x) - p_L(x). \quad (74)$$

Thus we will concentrate on the values of the difference appearing in (72) corresponding to the largest gaps and so let us introduce the function:

$$R(x) = \sqrt{p_{L+1}(x)} - \sqrt{p_L(x)}. \quad (75)$$

Then we have:

$$A_n \leq R(p_n). \quad (76)$$

n	p_n	p_{n+1}	d_n	$\sqrt{p_{n+1}} - \sqrt{p_n}$
4	7	11	4	0.6708735
30	113	127	14	0.6392819
9	23	29	6	0.5893333
6	13	17	4	0.5175544
11	31	37	6	0.5149982
2	3	5	2	0.5040172
8	19	23	4	0.4369326
15	47	53	6	0.4244553
46	199	211	12	0.4191031
34	139	149	10	0.4167295
\vdots	\vdots	\vdots	\vdots	\vdots

Table 3: The values of $\sqrt{p_{n+1}} - \sqrt{p_n}$ sorted in descending order.

For a given gap d the largest value of the difference $\sqrt{p+d} - \sqrt{p}$ will appear at the first appearance of this gap: each next pair $(p', p' + d)$ of consecutive primes separated by d will produce smaller difference (see (73)):

$$\sqrt{p'+d} - \sqrt{p'} < \sqrt{p+d} - \sqrt{p}. \quad (77)$$

Hence, we have to focus our attention on the first occurrences $p_f(d)$ of the gaps. Using the conjecture (70) we calculate

$$\begin{aligned} \sqrt{p_f(d)+d} - \sqrt{p_f(d)} &\sim \sqrt{\sqrt{de^{\sqrt{d}}}+d} - \sqrt{\sqrt{de^{\sqrt{d}}}} = \\ &\sqrt{\sqrt{de^{\sqrt{d}}}} \left(\sqrt{1 + \frac{d}{\sqrt{de^{\sqrt{d}}}}} - 1 \right) = \frac{1}{2} d^{\frac{3}{4}} e^{-\frac{1}{2}\sqrt{d}} + \dots \end{aligned} \quad (78)$$

Substituting here for d the maximal gap $g(x)$ given by (41) we obtain the approximate formula for $R(x)$:

$$R(x) \sim \frac{1}{2} g(x)^{3/4} e^{-\frac{1}{2}\sqrt{g(x)}} \quad (79)$$

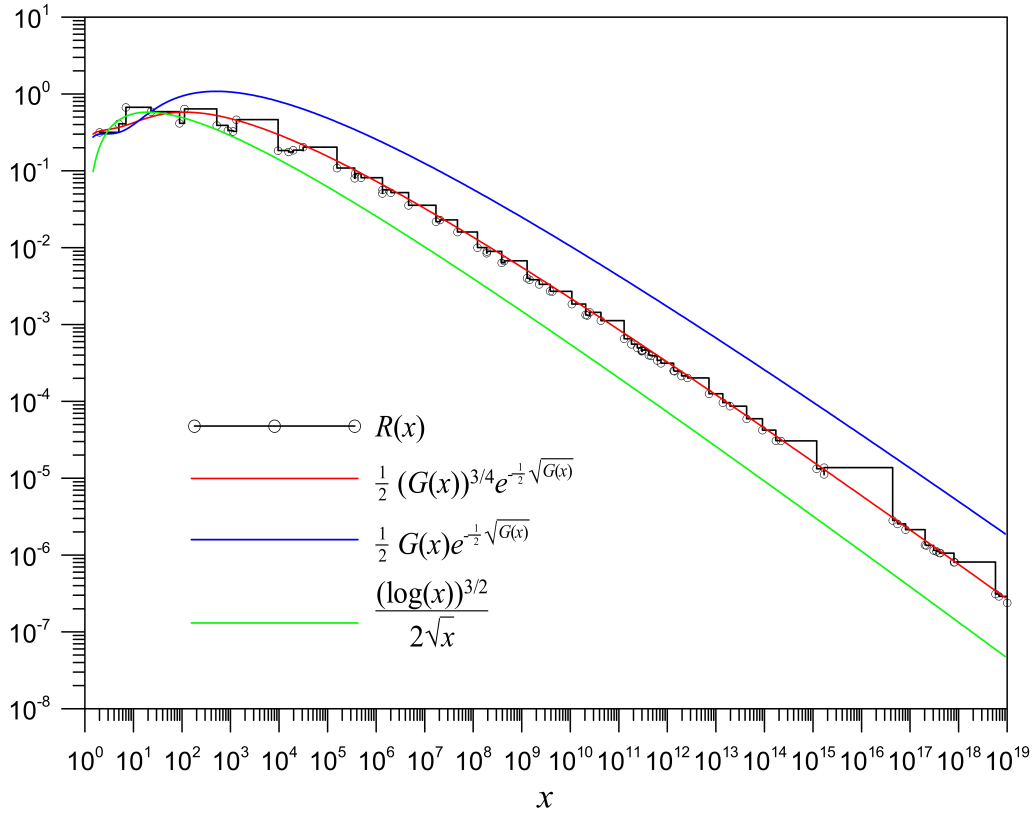


Figure 12: The plot of $R(x)$ and approximations to it given by (79), (80) and (81). There are 77 maximal gaps available currently and hence there are 77 circles in the plot of $R(x)$. To calculate $g(x)$ given by (41) we have used tabulated values of $\pi(x)$ available at the web sites www.trnically.net and www.ieeta.pt/~tos/primes.html. There are over 50 crossings (sign changes of difference) of our formula (79) with $R(x)$.

The comparison with real data is given in Figure 12.

The maximum of the function $\frac{1}{2}x^{\frac{3}{4}}e^{-\frac{1}{2}\sqrt{x}}$ is reached at $x = 9$ and has the value $0.57971\dots$. The maximal value of A_n is $0.6708735\dots$ for $d = 4$ and second value is $0.6392819\dots$ for $d = 14$. Let us remark that $d = 9$ is exactly in the middle between 4 and 14.

Because in (79) $R(x)$ contains exponential of $\sqrt{g(x)}$, it is very sensitive to the form of $g(x)$. The substitution $g(x) = \log^2(x)$ leads to the form:

$$R(x) = \frac{\log^{3/2}(x)}{2\sqrt{x}}. \quad (80)$$

This form of $R(x)$ is plotted in Fig.12 in green. If we will use the guess $p_f(d) \sim e^{\sqrt{d}}$ (69) made by D. Shanks then we will get the expression:

$$\sqrt{p_f(d) + d} - \sqrt{p_f(d)} = \frac{1}{2}de^{-\frac{1}{2}\sqrt{d}} \quad (81)$$

instead of (78). Substitution here for d the form (42) leads to the curve plotted in Fig.12 in blue.

Finally, let us remark that from the above analysis it follows that

$$\lim_{n \rightarrow \infty} (\sqrt{p_{n+1}} - \sqrt{p_n}) = 0 \quad (82)$$

The above limit was mentioned on p. 61 in [18] as a difficult problem (yet unsolved).

10 Conclusions

We have formulated a few conjectures on the gaps between consecutive primes, in particular we have expressed maximal gap $G(x)$ directly by $\pi(x)$. The guessed formulas are well confirmed by existing computer data. The proofs of them seem to be far away and in conclusion we quote here the following remarks of R. Penrose from [37], p.422:

Rigorous argument is usually the last step! Before that, one has to make many guesses, and for these, aesthetic convictions are enormously important — always constrained by logical arguments and known facts.

Acknowledgment: I thank Professor A. Schinzel for correspondence and Professor J. Büthe, Professor A. Granville, Professor A.M. Odlyzko for e-mail exchange and remarks and Professor W.Narkiewicz and my friend Dr J. Cisło for discussions and comments.

References

- [1] D. Andrica. Note on a conjecture in prime number theory. *Studia Univ. Babeş-Bolyai Math.*, 31:44–48, 1986.
- [2] R. Baker and G. Harman. The difference between consecutive primes. *Proc. Lond. Math.Soc. III*, Ser. 72, No.2:261–280, 1996.
- [3] R. C. Baker, G. Harman, and J. Pintz. The difference between consecutive primes, II. *Proc. London Math. Soc.*, 83(3):532–562, 2001.
- [4] E. Bombieri and H. Davenport. Small differences between prime numbers. *Proc. Royal Soc.*, A293:1–18, 1966.
- [5] R. Brent. The distribution of small gaps between successive primes. *Mathematics of Computation*, 28:315–324, 1974.
- [6] R. Brent. Irregularities in the distribution of primes and twin primes. *Mathematics of Computation*, 29:43–56, 1975. available from <http://wwwmaths.anu.edu.au/~brent/pd/rpb024.pdf>.

- [7] R. Brent. The first occurrence of certain large prime gaps. *Mathematics of Computation*, 35:1435–1436, 1980.
- [8] V. Brun. La serie $1/5 + 1/7 + \dots$ est convergente ou finie. *Bull. Sci.Math.*, 43:124–128, 1919.
- [9] J. H. Cadwell. Large intervals between consecutive primes. *Mathematics of Computation*, 25(116):909–913, 1971.
- [10] L. Cherwell. Note on the distribution of the intervals between prime numbers. *Quarterly Journal of Mathematics (Oxford)*, 17:46–62, 1946.
- [11] H. Cramer. On the order of magnitude of difference between consecutive prime numbers. *Acta Arith.*, II:23–46, 1937.
- [12] P. Dusart. Estimates of Some Functions Over Primes without R.H. *ArXiv-math.NT/1002.0442*, Feb. 2010.
- [13] K. Ford, B. Green, S. Konyagin, J. Maynard, and T. Tao. Long gaps between primes. *J. Amer. Math. Soc.*, 31:65–105, 2018.
- [14] K. Ford, B. Green, S. Konyagin, and T. Tao. Large gaps between consecutive prime numbers. *Ann. of Math.*, 184:935–974, 2016.
- [15] D. A. Goldston and A. H. Ledoan. Jumping champions and gaps between consecutive primes. *International Journal of Number Theory*, 07(06):1413–1421, 2011.
- [16] D. A. Goldston and A. H. Ledoan. On the differences between consecutive prime numbers,i. *Integers*, 12B:1–8, 2012/13.
- [17] D. A. Goldston, J. Pintz, and C. Y. Yildirim. Primes in tuples. I. *Ann. of Math.*, 170(2):819–862, 2009.
- [18] S. W. Golomb. Problem E2506: Limits of differences of square roots. *Amer. Math. Monthly*, 83:60–61, 1976.
- [19] A. Granville. Harald Cramer and the distribution of prime numbers. *Scandinavian Actuarial J.*, 1:12–28, 1995.
- [20] S. Guiasu. Is there any regularity in the distribution of prime numbers at the beginning of the sequence of positive integers? *Mathematics Magazine*, 68(2):110–121, 1995.
- [21] R. K. Guy. *Unsolved Problems in Number Theory*. Springer-Verlag, 2nd ed. New York, 1994.
- [22] G. H. Hardy and J. E. Littlewood. Some problems of ‘Partitio Numerorum’ III: On the expression of a number as a sum of primes. *Acta Mathematica*, 44:1–70, 1922.

- [23] G. H. Hardy and E. M. Wright. *An Introduction to the Theory of Numbers*. Oxford Science Publications, 1980.
- [24] D. R. Heath-Brown. Differences between consecutive primes. *Jahresber. Deutsch. Math.-Verein*, 90:71–89, 1988.
- [25] L. J. Lander and T. Parkin. On First Apperance of Prime Differences. *Mathematics of Computations*, 21:483–488, 1967.
- [26] R. J. Lemke Oliver and K. Soundararajan. Unexpected biases in the distribution of consecutive primes. *Proceedings of the National Academy of Sciences*, 113(31):E4446–E4454, 2016.
- [27] S. Lou and Q. Yao. A Chebyshev’s type of prime number theorem in a short interval. II. *Hardy-Ramanujan J.*, 15:1–33, 1992.
- [28] H. Maier. Primes in short intervals. *Michigan Math. J.*, 42:221–225, 1985.
- [29] H. Maier and C. Pomerance. Unusually large gaps between consecutive primes. *Trans. Amer. Math. Soc.*, 322:201–237, 1990.
- [30] J. Maynard. Large gaps between primes. *Annals of Mathematics*, 183:915–933.
- [31] J. Maynard. Small gaps between primes. *Annals of Mathematics*, 181:383–413, 2015.
- [32] F. Mertens. Ein Beitrag zur analytischen Zahlentheorie. *Journ. Reine Ang. Math.*, 78:46–62, 1874.
- [33] C. Mozzochi. On the difference between consecutive primes. *Journal Number Theory*, 24:181–187, 1986.
- [34] T. Nicely. Enumeration to 1.6×10^{15} of the twin primes and Brun’s constant. <http://www.trnicely.net/twins/twins2.html>.
- [35] T. Nicely. New maximal prime gaps and first occurrences. *Mathematics of Computation*, 68:1311–1315, 1999.
- [36] A. Odlyzko, M. Rubinstein, and M. Wolf. Jumping champions. *Experimental Mathematics*, 8(2):107–118, 1999.
- [37] R. Penrose. *The Emperor’s New Mind*. Oxford University Press, 1989.
- [38] J. Pintz. Very large gaps between consecutive primes. *Journal of Number Theory*, 63:286–301, 1997.
- [39] J. Pintz. Cramer vs. Cramer. On Cramers probabilistic model for primes. *Funct. Approx. Comment. Math.*, XXXVII:361–376, 2007.
- [40] J. Pintz. Landaus problems on primes. *Journal de thorie des nombres de Bordeaux*, 21:357–404, 2009.

- [41] G. Polya. Heuristic Reasoning in the Theory of Numbers. *American Math. Monthly*, 66:375–384, 1959.
- [42] D. H. J. Polymath. Variants of the Selberg sieve, and bounded intervals containing many primes. *Res. Math. Sci.*, 1:Art. 12, 83, 2014.
- [43] Polymath8b. http://michaelnielsen.org/polymath1/index.php?title=bounded_gaps_between_primes
- [44] P. Ribenboim. *The Little Book of Big Primes*. 2ed., Springer, 2004.
- [45] M. Rubinstein. A simple heuristic proof of Hardy and Littlewood conjecture B. *Amer. Math. Monthly*, 100:456–460, 1993.
- [46] B. Segal. Generalisation du théorème de Brun. *Dokl. Akad. Nauk SSSR*, 1930:501–507, 1930.
- [47] D. Shanks. On maximal gaps between successive primes. *Mathematics of Computation*, 18:646–651, 1964.
- [48] D. Shanks and J. W. Wrench Jr. Brun’s constant. *Mathematics of Computation*, 28(125):293–299, 1974.
- [49] K. Soundararajan. The Distribution of Prime Numbers. In A. Granville and Z. Rudnick, editors, *Equidistribution in Number Theory*, volume 237 of *NATO Advanced Study Institute*, pages 59–84. Springer, 2007.
- [50] K. Soundararajan. Small gaps between prime numbers: The work of Goldston-Pintz-Yildirim. *Bull. Amer. Math. Soc.*, 44:1–18, 2007.
- [51] M. B. Villarino. Mertens’ proof of Mertens’ theorem. *arXiv:math/0504289*, Apr 2005.
- [52] A. Wilkinson. The pursuit of beauty. *The New Yorker*, February 2, 2015. <http://www.newyorker.com/magazine/2015/02/02/pursuit-beauty>.
- [53] M. Wolf. Random walk on the prime numbers. *Physica A*, **250**(1-4):335–344, Feb 1998.
- [54] J. Young and A. Potler. First occurrence prime gaps. *Mathematics of Computation*, 52:221–224, 1989.
- [55] D. Zagier. The first 50 million prime numbers. *Mathematical Intelligencer*, 0:7–19, 1977.
- [56] Y. Zhang. Bounded gaps between primes. *Annals of Mathematics*, 179:1121–1174, 2014.