

Message and State Cooperation in a Relay Channel When Only the Relay Knows the State

Min Li¹, Osvaldo Simeone² and Aylin Yener¹

¹Dept. of Electrical Engineering, The Pennsylvania State University, University Park, PA 16802

²Dept. of Electrical and Computer Engineering, New Jersey Institute of Technology, University Heights, NJ 07102

mxl971@psu.edu, osvaldo.simeone@njit.edu, yener@ee.psu.edu

February 1, 2011

Abstract

A state-dependent relay channel is studied in which strictly causal channel state information is available at the relay and no state information is available at the source and destination. The source and the relay are connected via two unidirectional out-of-band orthogonal links of finite capacity, and a state-dependent memoryless channel connects the source and the relay, on one side, and the destination, on the other. Via the orthogonal links, the source can convey information about the message to be delivered to the destination to the relay while the relay can forward state information to the source. This exchange enables cooperation between the source and the relay on transmission of message and state information to the destination. First, two achievable schemes are proposed that exploit both message and state cooperation. It is shown that a transmission scheme inspired by noisy network coding performs better than a strategy based on block Markov coding and backward decoding. Next, based on the given achievable schemes and appropriate upper bounds, capacity results are identified for some special cases. Finally, a Gaussian model is studied, along with corresponding numerical results that illuminate the relative merits of state and message cooperation.

The work of M. Li and A. Yener was supported in part by the National Science Foundation under Grants CNS 0721445, CNS 0964364, CCF 0964362 and DARPA ITMANET Program under Grant W911NF-07-1-0028. The work of O. Simeone was supported in part by the National Science Foundation under Grant CCF 0914899.

This work will be presented in part in Information Theory and Applications Workshop, 2011.

I. INTRODUCTION

In a wireless network, main challenges to provide reliable communications include fading and interference. To establish the fundamental performance limits of such channels, a useful model is that the underlying channel is affected at each time instant by a state variable, which is controlled by a certain state distribution [1]–[3]. State-dependent channels are usually classified on the basis of the availability of channel state information at encoders and decoders. Specifically, transmitting nodes may have no state information, or else be informed about the state sequence in a strictly causal, causal, or non-causal way [3]–[5]. Causality refers to whether the state sequence at a given time is known up to the previous instant (strictly causal state information), up to and including the current time instant (causal state information) or past, current and the future (non-causal state information). For decoders, it is enough to distinguish between the availability of state information or not [3].

While fading induced state variations are often measured at the receivers via training signals, leading to availability of the states at the destinations, interference induced state variations are not so. In particular, when the channel state models interference from other users, the state can be more effectively measured at nodes that are in the vicinity of the interferers, while nodes further away cannot directly measure the state. In this case, it may happen that nodes that are currently serving as transmitters may acquire state information, while the respective receivers may not. In this paper, we shall focus on such a scenario and analyze the performance trade-off arising from the need to convey both message and state information from transmitters to the receivers.

In previous work, capacity-achieving strategies have been proposed for point-to-point memoryless channels with non-causal state information [2], [6] and causal state information [1] at the encoder and no state information at the decoder. These results, and the ones discussed throughout the paper, assume that the state sequence is independently and identically distributed (i.i.d.). Several multi-user channels have also been widely investigated in similar settings including multiple access channels (MACs) [7]–[12] and relay channels [13]–[16]. References [7]–[11] consider the MAC with different availability of non-causal or causal state information at some encoders. In [12], message and state cooperation is considered for a MAC with conferencing links with non-causal state information available at the encoders and the decoder. For the relay

channel, reference [15] investigates the case of non-causal state information at the relay, and proposes a coding scheme that combines the strategies of decode-and-forward [17] and precoding against the state, while reference [13] studies the case of causal state information at the relay, and derives achievable rates by combining the ideas of compress-and-forward [17] and adapting input codewords to the state (also known as Shannon strategies [1]).

This work also focuses on a state-dependent relay channel, but unlike previous work, assumes that state information is available *only* at the relay in a *strictly causal* fashion. This scenario is more relevant in practical scenarios since in practice the state can be learned only in a strictly causal way. For instance, in the case of an interference network, an interfering sequence can be learned as it is observed, and, thus, in a strictly causal manner. With strictly causal state information, the strategies leveraged in [13], [15], for example, of precoding against the state or Shannon strategies cannot be applied. More fundamentally, the question arises as to whether strictly causal, and thus outdated, state information may be useful at all in a memoryless channel with i.i.d. state sequence. In fact, it is well known that strictly causal state information is useless in point-to-point channels. This conclusion can be seen along the lines of argument for the fact that feedback does not increase the capacity for memoryless point-to-point channels in [18].

Recently, in [4], [5], it was found that, in contrast to the case for point-to-point channels, for two-user MACs with independent or common state information available strictly causally at the encoders, capacity gains can be accrued by leveraging this information. Our recent work [19] further extended such results to MACs with arbitrary number of users by proposing a coding scheme inspired by noisy network coding [20]. In [4], [5], [19], the main idea is to let each transmitter convey a compressed version of the outdated state information to the decoder, which in turn exploits this information to perform partially coherent decoding. The results show that the capacity region can be enlarged by allocating part of the transmission resources to the transmission of the compressed state.

In this work, we consider a three-node relay channel where the source and relay are connected via two out-of-band orthogonal links of finite capacity, and a state-dependent memoryless channel connects the source and relay, on one side, and the destination, on the other. The source and destination have no state information, while the relay has access to the state information in a strictly causal manner. The channel model is shown in Fig. 2. This model is related to the class of relay channels, that are not state-dependent, with orthogonal links from the source to the

relay and from the source and relay to the destination investigated by El Gamal and Zahedi [21]. In fact, in the scenario under study, we simplify the link from the source to the relay by modeling it as a noiseless finite-capacity link, while adding a similar backward relay-to-source link. Cooperation as enabled by orthogonal noiseless links, also referred to as conferencing, was first introduced by Willems [22] for a two-user MAC channel and was later extended to several settings [23]–[25]. It is noted that, in practice, orthogonal links can be realized if nodes are connected via a number of different radio interfaces or wired links [26].

As an example, our model fits a downlink communication scenario in a cellular network where femtocells are overlaid on a microcell as shown in Fig. 1. Femtocells are served by home base stations, which are typically located around high user-density hot spots, that can serve as intermediate nodes or relays between users and the mobile operator network, to provide better indoor voice service or data delivery for stationary or low-mobility home users [27]. The home base station is typically connected to the outdoor base station via an out-of-band wired link, e.g., a last-mile connection followed by the Internet. The home base station may be able to measure the interference created by outdoor users, whereas this may not be possible at the base station or at indoor users. This gives rise to the system model we consider in this paper, as can be readily observed from Figs. 1 and 2.

In the considered model, cooperation between source and relay through the conferencing links can aim at two distinct goals: *i*) Message transmission: Through the source-to-relay link, the source can provide the relay with some information about the message to be conveyed to the destination, thus enabling message cooperation; *ii*) State transmission: Through the relay-to-source link, the relay can provide the source with some information about the state, thus enabling cooperative transmission of the state information to the destination. We propose two achievable schemes, one based on conventional block Markov coding [17] and backward decoding [28] and one inspired by noisy network coding. We show that the latter outperforms the former in general. Moreover, based on these achievable rates, we identify capacity results for some special cases of the considered model. We also investigate the optimal capacity allocation between the source-to-relay and relay-to-source links where the total conferencing capacity is fixed. Finally, we derive achievable rates and some capacity results for the Gaussian version of the system at hand and elaborate on numerical results.

The remainder of this paper is organized as follows. Section II formally describes the relay

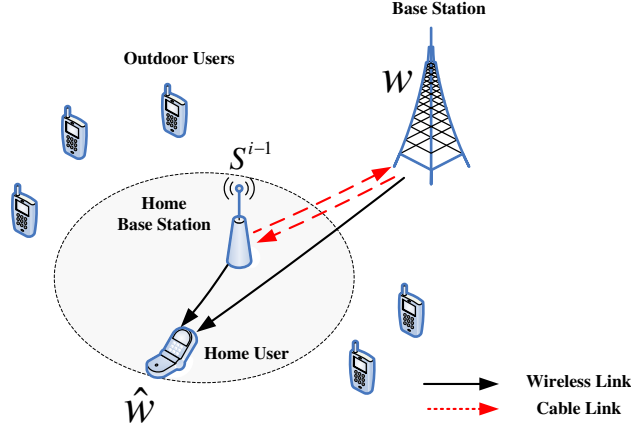


Fig. 1. The downlink transmission to a home user in a femtocell provides an example application of the considered model illustrated in Fig. 2. The home base station is assumed to be able to measure the interference from outdoor users.

model considered in this work. Section III illustrates two different achievable coding schemes and presents the resulting achievable rates. Section IV identifies capacity results for some special cases. Section V studies the scenario in which the total conferencing capacity is fixed and elaborates on optimal capacity allocation. Section VI studies the Gaussian case of our model and provides numerical results. Section VII concludes the work.

Throughout the paper the following notation is used. Probability distributions are denoted by p subscripted by the random variables involved, e.g., $p_X(x)$ is the probability of $X = x$, $p_{Y|X}(y|x)$ is the conditional probability of $Y = y$ given $X = x$, etc. We will drop subscripts from the probability functions when the meaning is clear from the context, e.g., $p(x)$ stands for $p_X(x)$. Also x^i denotes vector $[x_1, \dots, x_i]$. $\mathbb{E}[X]$ denotes the expectation of random variable X . $\mathcal{N}(0, \sigma^2)$ denotes a zero-mean Gaussian distribution with variance σ^2 . $\mathcal{C}(x)$ is defined as $\mathcal{C}(x) = \frac{1}{2} \log_2(1 + x)$.

II. SYSTEM MODEL

In this section, we present the channel model and provide relevant definitions. As depicted in Fig. 2, we study a three-node relay channel where the source and relay are connected via two unidirectional out-of-band orthogonal links of finite capacity, while there is a state-dependent memoryless channel between the source and relay, on one side, and the destination, on the other. Note that the relay transmits and receives simultaneously over two orthogonal channels.

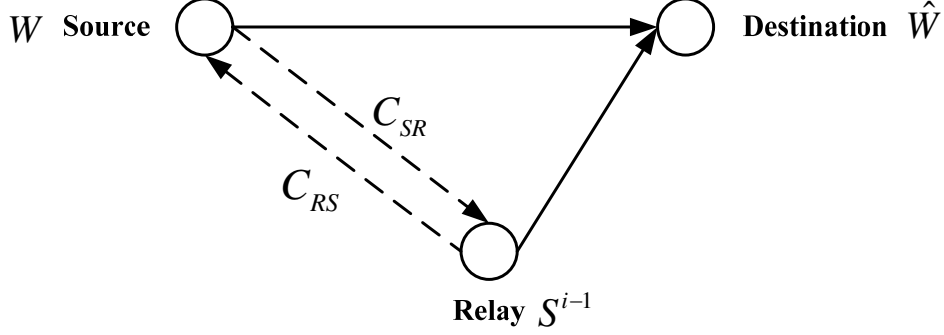


Fig. 2. A state-dependent relay channel with two unidirectional out-of-band orthogonal links.

The channel is characterized by the tuple:

$$(\mathcal{X} \times \mathcal{X}_R, \mathcal{S}, \mathcal{Y}, p(s), p(y|s, x, x_R), C_{SR}, C_{RS}) \quad (1)$$

with source input alphabet \mathcal{X} , relay input alphabet \mathcal{X}_R , destination output alphabet \mathcal{Y} and channel state alphabet \mathcal{S} . The capacity per channel use of the source-to-relay and relay-to-source out-of-band, also known as conferencing [22], links are given by C_{SR} , C_{RS} respectively. The state sequence is assumed to be i.i.d., i.e., $p(s^n) = \prod_{i=1}^n p(s_i)$. The relay channel is discrete memoryless (DM) in the sense that at any discrete time $i = 1, \dots, n$, we have

$$p(y_i | s^i, x^i, x_R^i, y^{i-1}) = p(y_i | s_i, x_i, x_{R,i}). \quad (2)$$

We assume that state information is available to the relay in a *strictly causal* manner while there is no state information at the source and destination.

Definition 1: Let W , uniformly distributed over the set $\mathcal{W} = [1 : 2^{nR}]$, be the message sent by the source. A $(2^{nR}, n)$ code consists of:

- 1) Conferencing codes: Conferencing mappings are defined as

$$h_{SR,i} : \mathcal{W} \times \mathcal{T}_{RS}^{i-1} \rightarrow \mathcal{T}_{SR,i}, \quad (3)$$

$$h_{RS,i} : \mathcal{S}^{i-1} \times \mathcal{T}_{SR}^{i-1} \rightarrow \mathcal{T}_{RS,i}, \quad (4)$$

where (3) generates the i th symbol sent on the source-to-relay link based on the message and all symbols previously received on the relay-to-source link, while (4) generates the i th symbol sent on the relay-to-source link based on the strictly causal states and all symbols previously received on the source-to-relay link. Note that $\mathcal{T}_{SR,i}$ is the alphabet of the

conferencing message sent from the source to the relay, while $\mathcal{T}_{RS,i}$ is the alphabet of the conferencing message sent from the relay to the source at time instant i , $i = 1, \dots, n$. Such mappings are permissible if the following capacity-conserving conditions are satisfied:

$$\frac{1}{n} \sum_{i=1}^n \log_2 |\mathcal{T}_{SR,i}| \leq C_{SR}, \quad (5)$$

$$\frac{1}{n} \sum_{i=1}^n \log_2 |\mathcal{T}_{RS,i}| \leq C_{RS}. \quad (6)$$

2) Encoder mappings at the source:

$$f_i : \mathcal{W} \times \mathcal{T}_{RS}^i \rightarrow \mathcal{X}_i, \forall i = 1, \dots, n, \quad (7)$$

which generates the channel input at the source at time i based on the message and the information received from the relay up to and including time i on the relay-to-source link.

3) Encoder mappings at the relay:

$$f_{R,i} : \mathcal{S}^{i-1} \times \mathcal{T}_{SR}^i \rightarrow \mathcal{X}_{R,i}, \forall i = 1, \dots, n, \quad (8)$$

which generates the channel input at the relay at time i based on the strictly causal state information and the information received from the source up to and including time i on the source-to-relay link.

4) Decoder mapping at the destination:

$$g : \mathcal{Y}^n \rightarrow \mathcal{W}, \quad (9)$$

which produces the estimate of message at the destination based on the received sequences.

The average probability of error, $\Pr(E)$, is defined by:

$$\Pr(E) = \frac{1}{2^{nR}} \sum_{w=1}^{2^{nR}} \Pr(g(y^n) \neq w | w \text{ sent}). \quad (10)$$

A rate R is achievable if there exists a sequence of codes $(2^{nR}, n)$ as defined above such that the probability of error $\Pr(E) \rightarrow 0$ as $n \rightarrow \infty$. The capacity of this channel is the supremum of the set of all achievable rates.

III. ACHIEVABLE SCHEMES AND UPPER BOUND

In this section, we demonstrate two different coding schemes that exploit the potential benefits of message and state cooperation between source and relay. We also identify a simple upper bound on the capacity.

A. Scheme 1: Block-based Message and State Cooperation

We first propose an achievable scheme based on conventional block Markov coding and backward decoding.

Proposition 1: For the DM state-dependent relay channel of Fig. 2, any non-negative rate smaller than R_1 is achievable where

$$R_1 = \max_{\mathcal{P}_1} \min \begin{pmatrix} I(X; Y | X_R, V, U) + C_{SR}, \\ I(X, X_R; Y | V) - I(V; S | Y), \\ I(X, X_R; Y | V, U) + C_{SR} + C_{RS} - I(V; S | Y) \end{pmatrix} \quad (11)$$

with the maximum taken over the distributions in the set of

$$\mathcal{P}_1 = \{p(v, u, s, x, x_R, y) : p(s)p(v|s)p(u)p(x|u)p(x_R|u)p(y|s, x, x_R)\} \quad (12)$$

subject to the constraint:

$$I(X_R; Y | X, U) + \min(C_{RS}, I(X, U; Y)) \geq I(V; S | Y). \quad (13)$$

Sketch of Proof: The idea is to follow a natural block Markov strategy. Specifically, the message w is split by the source into $(b-1)$ parts, (w_1, \dots, w_{b-1}) , $w_j \in [1 : 2^{nR_1}]$, $j = 1, \dots, (b-1)$, which are transmitted over b blocks, each block consisting of n channel uses where $n = \frac{m}{b}$, and m is the number of total channel uses. At the end of each block, the relay compresses the state sequence that has affected the channel over the block with the aim of conveying such information to the destination in the next block. Compression exploits the side information at the destination via Wyner-Ziv coding [29]. Conferencing takes place before the beginning of each block. Specifically, through conferencing, before the j th block, the source conveys part of the message w_j to the relay in order to enable message cooperation, while the relay sends part of the bin index produced by Wyner-Ziv coding [17], [29] to the source to enable cooperative state transmission. The exchange state and message information is sent cooperatively by the source and relay, while the remaining part of the message w_j is sent independently by the source and the remaining part of the bin index is sent by the relay alone. This strategy is referred to as block-based message and state cooperation. Decoding takes place by backward decoding [28]. Specifically, starting from the last reception, the destination first retrieves the compressed state information for block $(b-1)$. After that, it performs coherent decoding to recover message w_{b-1} from the $(b-1)$ th block reception by exploiting the state information retrieved. Using the

decoded message, the destination turns to retrieve the compressed state information for block $(b - 2)$, and then decodes the corresponding message w_{b-2} . Repeating this operation until back to the first block, the destination recovers all the messages over blocks. Details of the proof are provided in Appendix A. ■

Remark 1: To interpret (11) to (13) in light of the transmission strategy discussed above for scheme 1, we remark that V represents the compressed state information and U accounts for the codeword transmitted cooperatively by the source and relay, which conveys both state and message information they share. Bound (13) imposes that the Wyner-Ziv rate $I(V; S|Y)$ is supported by the cooperative transmission of the source and relay, whose rate is limited by $\min(C_{RS}, I(X, U; Y))$ and the information sent independently from the relay $I(X_R; Y|X, U)$. The mutual information terms in (11), and in particular the conditioning on V , account for the fact that the destination has information about the channel via the compressed state V , which allows for partial or complete coherent decoding. Moreover, the second and third term in (11) reflect the cost in terms of rate to be paid for the transmission of compressed state information. □

B. Scheme 2: Burst Message Cooperation and Block-based State Cooperation

In this subsection, we propose a second transmission scheme inspired by noisy network coding [20].

Proposition 2: For the DM state-dependent relay channel of Fig. 2, any non-negative rate smaller than R_2 is achievable where

$$R_2 = \max_{\mathcal{P}_2} \min \begin{pmatrix} I(X; Y|X_R, V, U) + C_{SR}, \\ I(X, X_R, V, U; Y) - I(V; S|X_R, U), \\ I(X, X_R, V; Y|U) + C_{SR} + C_{RS} - I(V; S|X_R, U) \end{pmatrix} \quad (14)$$

with the maximum taken over the distributions in the set of

$$\mathcal{P}_2 = \{p(v, u, s, x, x_R, y) : p(s)p(v|s, x_R, u)p(u)p(x|u)p(x_R|u)p(y|s, x, x_R)\}. \quad (15)$$

Sketch of Proof: Inspired by the noisy network coding scheme in [20], the same message w , $w \in [1 : 2^{nbR_2}]$, is sent at the source over all b blocks of transmission with each consisting of n channel uses. Thus, unlike scheme 1 discussed above, here information exchange about the message between source and relay takes place only one at the beginning of the first block.

This way, the source shares part of the message w with the relay in order to enable message cooperation. As for the state, at the end of each block, the relay compresses the state sequence over the block *without explicit Wyner-Ziv coding*, that is, without binning [20]. Exchange of state information between relay and source takes place before the beginning of each block as for scheme 1 proposed above. Source and relay cooperatively send the message and state information they share, while the source sends the remaining part of the message independently and the relay sends the remaining part of the compression index alone for each block. This transmission scheme is referred to as burst message cooperation and block-based state cooperation strategy. At the end of b blocks of transmission, the destination performs *joint decoding over all blocks* of reception *without explicitly decoding the compressed state information* as for the noisy network coding scheme [20]. Details of the proof are provided in Appendix B. ■

Remark 2: To interpret (14) to (15) in light of the transmission strategy discussed above and in comparison the one in scheme 1, we point out that, as in Remark 1, V represents the compressed state information while U denotes for the common message and state information. Each mutual information term in (14), in particular the conditioning on V , has for a similar interpretation as explained in Remark 1. Unlike scheme 1, however, the compressed state V is generated without explicit Wyner-Ziv coding and without requiring correct decoding of the compressed state at the receiver. This fact, as detailed in the proof, makes it possible to choose V to be dependent of X_R , U and S , instead of only S in scheme 1. Moreover, the rate loss due to the need to convey state information can be smaller than $I(V; S|Y)$ in (11), as discussed in Proposition 3. Finally, since the decoding is implemented jointly without recovering all the compressed states correctly in scheme 2, there is no explicit additional constraint (13). □

C. Comparison of Achievable Rates

Based on the discussion above, we expect scheme 2 of Proposition 2 to outperform scheme 1 of Proposition 1. This is shown by the following proposition.

Proposition 3: $R_2 \geq R_1$.

Proof: We prove the results by showing that the three terms in (14) are larger or equal than the ones in (11). This, coupled with the fact that the characterization of R_2 does not have additional constraint (13) and with the more general distribution $p(v|s, x_R, u)$ allowed by scheme 2 over scheme 1 (which constrains the distribution as $p(v|s)$), is enough to conclude

the proof. Specifically, setting $p(v|s, x_R, u) = p(v|s)$ in \mathcal{P}_2 , we have that:

1) The first term in (14) is the same as the first term in (11).

2) The second terms are also equal since

$$I(X, X_R, V, U; Y) - I(V; S | X_R, U) \quad (16)$$

$$= I(X, X_R; Y | V) + I(V; Y) - I(V; S | X_R, U) \quad (17)$$

$$= I(X, X_R; Y | V) + H(V | S) - H(V | Y) \quad (18)$$

$$= I(X, X_R; Y | V) - I(V; S | Y), \quad (19)$$

where (17) follows from the Markov chain $U \leftrightarrow (X, X_R, V) \leftrightarrow Y$ for the distribution considered, (18) is because V is independent of (U, X_R) , and (19) follows from the Markov chain $V \leftrightarrow S \leftrightarrow Y$.

3) The third term of (14) is larger or equal than the corresponding term in (11) since

$$I(X, X_R, V; Y | U) + C_{SR} + C_{RS} - I(V; S | X_R, U) \quad (20)$$

$$= I(X, X_R; Y | V, U) + C_{SR} + C_{RS} + I(V; Y | U) - I(V; S | X_R, U) \quad (21)$$

$$= I(X, X_R; Y | V, U) + C_{SR} + C_{RS} + H(V | S) - H(V | Y, U) \quad (22)$$

$$\geq I(X, X_R; Y | V, U) + C_{SR} + C_{RS} + H(V | S) - H(V | Y) \quad (23)$$

$$= I(X, X_R; Y | V, U) + C_{SR} + C_{RS} - I(V; S | Y), \quad (24)$$

where (22) is because V is independent of (U, X_R) , (23) holds because conditioning reduces entropy, while (24) again follows from the Markov chain $V \leftrightarrow S \leftrightarrow Y$. ■

D. An Upper Bound

Here we derive a simple upper bound.

Proposition 4: For the DM state-dependent relay channel of Fig. 2, the capacity is upper bounded by

$$R_{upp} = \max_{\mathcal{P}_{upp}} \min (I(X, X_R; Y), I(X; Y | X_R, S) + C_{SR}) \quad (25)$$

with the maximum taken over the distributions in the set of

$$\mathcal{P}_{upp} = \{p(s, x, x_R, y) : p(s)p(x, x_R)p(y|s, x, x_R)\}. \quad (26)$$

Proof: The upper bound (25) is essentially a cut-set bound [30], where the first term corresponds to the MAC cut between source-relay and destination, and the second is the cut between source and relay-destination. Given presence of the state sequence, calculation requires some care and is detailed below.

For the first term, consider a genie-aided system in which the message is also provided to the relay and the state s^{i-1} is also provided to the source at time i . The system can be now seen as being point-to-point with inputs (X, X_R) , output Y and with strictly causal state information. In this case, it is well known that state information does not increase capacity, which is given by the first term in (25). The result can also be seen from the Fano' inequality [30] as

$$R_{upp} \leq \frac{1}{n} I(W; Y^n) + \epsilon_n \quad (27)$$

$$\leq \frac{1}{n} \sum_{i=1}^n I(W; Y_i | Y^{i-1}) + \epsilon_n \quad (28)$$

$$\leq \frac{1}{n} \sum_{i=1}^n I(W, Y^{i-1}, X_i, X_{R,i}; Y_i) + \epsilon_n \quad (29)$$

$$\leq \frac{1}{n} \sum_{i=1}^n I(X_i, X_{R,i}; Y_i) + \epsilon_n \quad (30)$$

with $\epsilon_n \rightarrow 0$ as $n \rightarrow \infty$, where (29) follows from the non-negativity of mutual information, (30) follows from the Markov chain $(W, Y^{i-1}) \leftrightarrow (X_i, X_{R,i}) \leftrightarrow Y_i$. This Markov chain can be seen as a consequence of the independence of S_i and (W, Y^{i-1}) , and the Markov chain $(W, Y^{i-1}) \leftrightarrow (X_i, X_{R,i}, S_i) \leftrightarrow Y_i$.

For the second term, consider another genie-aided system in which the perfect state information is provided to the destination. Then, by the Fano' inequality [30], we have

$$R_{upp} \leq \frac{1}{n} I(W; Y^n, S^n, T_{SR}^n) + \epsilon_n \quad (31)$$

$$= \frac{1}{n} I(W; Y^n, T_{SR}^n | S^n) + \epsilon_n \quad (32)$$

$$= \frac{1}{n} I(W; Y^n | S^n, T_{SR}^n) + \frac{1}{n} I(W; T_{SR}^n | S^n) + \epsilon_n \quad (33)$$

with $\epsilon_n \rightarrow 0$ as $n \rightarrow \infty$, where (32) holds because W and S^n are independent and (33) follows from the chain rule. Note that

$$\frac{1}{n} I(W; T_{SR}^n | S^n)$$

$$\leq \frac{1}{n} H(T_{SR}^n) \quad (34)$$

$$\leq \frac{1}{n} \sum_{i=1}^n H(T_{SR,i}) \quad (35)$$

$$\leq C_{SR}, \quad (36)$$

where (35) is due to the fact that conditioning reduces entropy and (36) follows from the definition of permissible conferencing mapping given by (5). Moreover, we have that

$$\begin{aligned} & \frac{1}{n} I(W; Y^n | S^n, T_{SR}^n) \\ &= \frac{1}{n} \sum_{i=1}^n I(W; Y_i | Y^{i-1}, S^n, T_{SR}^n) \end{aligned} \quad (37)$$

$$= \frac{1}{n} \sum_{i=1}^n I(W; Y_i | Y^{i-1}, S^n, T_{SR}^n, X_R^n) \quad (38)$$

$$= \frac{1}{n} \sum_{i=1}^n [H(Y_i | Y^{i-1}, S^n, T_{SR}^n, X_R^n) - H(Y_i | W, Y^{i-1}, S^n, T_{SR}^n, X_R^n)] \quad (39)$$

$$= \frac{1}{n} \sum_{i=1}^n [H(Y_i | Y^{i-1}, S^n, T_{SR}^n, X_R^n) - H(Y_i | W, Y^{i-1}, S^n, T_{SR}^n, X_R^n, T_{RS}^n, X^n)] \quad (40)$$

$$\leq \frac{1}{n} \sum_{i=1}^n [H(Y_i | X_{R,i}, S_i) - H(Y_i | X_i, X_{R,i}, S_i)] \quad (41)$$

$$= \frac{1}{n} \sum_{i=1}^n I(X_i; Y_i | X_{R,i}, S_i), \quad (42)$$

where (38) holds because $X_{R,i}$ is a function of (T_{SR}^i, S^{i-1}) , (40) holds because $T_{RS,i}$ is a function of (T_{SR}^{i-1}, S^{i-1}) while X_i is a function of (W, T_{RS}^i) , (41) follows from the memoryless property of the channel and the fact that conditioning reduces entropy. Overall, we have

$$R_{upp} \leq \frac{1}{n} \sum_{i=1}^n I(X_i; Y_i | X_{R,i}, S_i) + C_{SR} + \epsilon_n \quad (43)$$

with $\epsilon_n \rightarrow 0$ as $n \rightarrow \infty$.

Finally, from (30) and (43), the proof is concluded using the standard approach of introducing a time-sharing variable Q uniformly distributed in the set $[1 : n]$ and then arguing that one can set Q to be constant without loss of optimality [30, Ch.15]. ■

IV. SPECIAL CASES AND CAPACITY RESULTS

In this section, we consider three special cases of the general model studied above, namely: *i*) No message and state cooperation, in which $C_{SR} = C_{RS} = 0$; *ii*) Message cooperation only, in which $C_{SR} > 0, C_{RS} = 0$; *iii*) State cooperation only, in which $C_{SR} = 0, C_{RS} > 0$. We establish capacity results for a special class of channels for each case.

A. No Message and State Cooperation

Corollary 1: If $C_{SR} = C_{RS} = 0$, any non-negative rate smaller than R_{21} is achievable where

$$R_{21} = \max_{\mathcal{P}_{21}} \min (I(X; Y | X_R, V), I(X, X_R, V; Y) - I(V; S | X_R)) \quad (44)$$

with the maximum taken over the distributions in the set of

$$\mathcal{P}_{21} = \{p(v, s, x, x_R, y) : p(s)p(v|s, x_R)p(x)p(x_R)p(y|s, x, x_R)\}. \quad (45)$$

Proof: The achievable rate follows from R_2 (14) by setting $C_{SR} = C_{RS} = 0$ and $U = \emptyset$, since no information is shared between the source and relay. ■

This rate turns out to be optimal, i.e., capacity-achieving, for a special class of relay channels, which includes modulo-additive state-dependent relay channels, see Example 1.

Proposition 5: Let \mathcal{P}_{21}^* denote the set of distributions defined by:

$$\mathcal{P}_{21}^* = \{p(s, x, x_R, y) : p(s)p(x)p(x_R)p(y|s, x, x_R)\}. \quad (46)$$

If $C_{SR} = C_{RS} = 0$,

$$H(Y | X, X_R, S) = 0, \quad (47)$$

$$\text{and } H(S | X, X_R, Y) = 0 \quad (48)$$

are satisfied for all distributions in \mathcal{P}_{21}^* , then the capacity is given by:

$$C_{21} = \max_{\mathcal{P}_{21}^*} \min (H(Y | X_R, S), I(X, X_R; Y)). \quad (49)$$

Proof: The achievability is straightforward by setting $V = S$ and applying assumptions (47) and (48) when evaluating (44). Specifically, we have

$$I(X; Y | X_R, S) = H(Y | X_R, S), \quad (50)$$

and

$$I(X, X_R, S; Y) - I(S; S | X_R) \quad (51)$$

$$= I(X, X_R; Y) + I(S; Y | X, X_R) - H(S) \quad (52)$$

$$= I(X, X_R; Y) - H(S | X, X_R, Y) \quad (53)$$

$$= I(X, X_R; Y). \quad (54)$$

To obtain a converse result, we follow from (25) and note the fact that X and X_R must be independent since source and relay cannot cooperate when $C_{SR} = C_{RS} = 0$. Hence, the capacity is upper bounded by (25) evaluated for some product input distribution $p(x)p(x_R)$. Overall, we have:

$$C_{21} \leq I(X; Y | X_R, S) = H(Y | X_R, S), \quad (55)$$

$$C_{21} \leq I(X, X_R; Y) \quad (56)$$

for some input distribution $p(x)p(x_R)$. The proof is concluded by maximizing the mutual information terms (55) and (56) over the same input distribution $p(x)p(x_R)$. ■

Remark 3: Achievability of the capacity (46)–(49) has been proved above via scheme 2. The same capacity result *cannot* be obtained by setting $U = \emptyset, V = S$ in R_1 from scheme 1 of Proposition 1, since we have the additional constraint $I(X_R; Y | X) \geq H(S | Y)$. This points to the advantage of noisy network coding-like strategy used by scheme 2. □

Remark 4: Condition (47) basically states that, when fixed X and X_R , there is no other source of uncertainty in the observation Y beside the state S . Condition (48), instead, says that the state S is perfectly determined when Y, X and X_R are known. These conditions guarantee that providing information about the state directly reduces the uncertainty about the input X and X_R . The fact that the relay can increase the achievable rate up to $I(X, X_R; Y)$ in (49) can be interpreted in light of this fact since the relay signal X_R directly contributes to the achievable rate even though the relay is not aware of the message. This will be further discussed in Remark 13 for a Gaussian model. □

Example 1: Consider a binary modulo-additive state-dependent relay channel defined by

$$Y = X \oplus X_R \oplus S, \quad (57)$$

where $S \sim \text{Bernoulli}(p_s)$. Let us further impose the cost constraints on the source and relay codewords (x^n, x_R^n) ,

$$\frac{1}{n} \sum_{i=1}^n \mathbb{E}[X_i] \leq p, \frac{1}{n} \sum_{i=1}^n \mathbb{E}[X_{R,i}] \leq p_r \quad (58)$$

with $0 \leq p, p_r \leq \frac{1}{2}$. Extending the capacity result of Proposition 5 to channels with cost constraints is straightforward and leads simply to limiting the set of feasible distributions (46) by imposing the constraints that $\mathbb{E}[X] \leq p$ and $\mathbb{E}[X_R] \leq p_r$, see, e.g., [31]. Therefore the capacity is given by:

$$C_{\text{bin}} = \min(H_b(p), H_b(p * p_r * p_s) - H_b(p_s)), \quad (59)$$

where $p_1 * p_2$ denotes the discrete convolution operation of two Bernoulli distributions with parameters p_1 and p_2 , i.e., $p_1 * p_2 = p_1(1 - p_2) + p_2(1 - p_1)$, and $H_b(p) = -p \log_2 p - (1 - p) \log_2 (1 - p)$.

As a specific numerical example, setting $p = p_r = 0.15$ and $p_s = 0.1$, we have $C_{\text{bin}} = 0.4171$. Note that without state information at the relay, the channel can be considered as a relay channel with reversely degraded components in [17]. In this case, the best rate achieved is given by [17, Theorem 2]:

$$C_{\text{bin, no SI}} = \max_{p(x)} \max_{x_R} I(X; Y | X_R = x_R) \quad (60)$$

$$= H_b(p * p_s) - H_b(p_s) \quad (61)$$

$$= 0.2912. \quad (62)$$

Hence $C_{\text{bin}} > C_{\text{bin, no SI}}$, which assesses the benefit of state information known at the relay even in a *strictly causal* manner.

Remark 5: The channel discussed in Example 1, has a close relationship with the modulo-additive state-dependent relay model considered by Aleksic, Razaghi and Yu in [32]. Therein, the relay observes a corrupted version of the noise (state) *non-causally* and has a *separate and rate-limited digital link* to communicate to the destination. For this class of channels, a compress-and-forward strategy is devised and shown to achieve capacity. Unlike [32], the relay obtains the state information *noiselessly, strictly causally* and the relay-to-destination link is *non-orthogonal* to the source-to-destination link. We have shown in Proposition 5 that in this case, the proposed scheme 2 achieves capacity. \square

B. Message Cooperation Only

With $C_{RS} = 0$, the model at hand is similar to the one studied in [21], where capacity was obtained for a *state-independent* channel in which a general noisy channel models the source-to-relay link. For this scenario, the optimal coding strategy was found to split the message into two parts, one decoded by the relay and sent cooperatively with the source to the destination and the other sent directly from the source to the destination. By setting $S = V = \emptyset$ and $C_{RS} = 0$ in (14), we recover a special case of the capacity obtained in [21] with noiseless source-to-relay link.

For *state-dependent* channels, a general achievable rate can be identified through R_2 in (14) by setting $C_{RS} = 0$. Moreover, when the source-to-relay capacity is large enough, we are able to characterize the capacity as follows. Notice that this capacity result holds for an arbitrary C_{RS} , not necessary $C_{RS} = 0$.

Proposition 6: Let \mathcal{P}_{22}^* denote the set of distributions defined by:

$$\mathcal{P}_{22}^* = \{p(s, x, x_R, y) : p(s)p(x, x_R)p(y|s, x, x_R)\}. \quad (63)$$

If $C_{SR} \geq \max_{\mathcal{P}_{22}^*} I(X, X_R; Y)$ and arbitrary C_{RS} , the capacity C_{22} is given by:

$$C_{22} = \max_{\mathcal{P}_{22}^*} I(X, X_R; Y), \quad (64)$$

and is achieved by message cooperation only.

Proof: When $C_{SR} \geq C_{22}$, the source can share a message w of rate C_{22} with the relay through the conferencing link. By setting $U = X$ and $V = \emptyset$ in (14) and removing redundant bounds, we establish the achievability part. The converse part follows directly from (25). ■

Remark 6: The capacity identified above is the same as without any state information at the relay. This result implies that when the relay is cognizant of the entire message, message transmission always outperforms sending information about the channel states. In other words, no benefits can be reaped if the relay allocates part of its transmission resources to state forwarding. This can be seen as a consequence of the fact that in a point-to-point channel, no gain is possible by exploiting availability of strictly causal state information. □

Remark 7: The capacity result of Proposition 6 has been proved by using scheme 2 for achievability. However, it *can* also be obtained with scheme 1 of Proposition 1 by setting $U = X$ and $V = \emptyset$. This may not be surprising since the two schemes differ most notably in the way

state information is processed at encoder and decoder, and the capacity result of Proposition 6 is achieved with full message cooperation. \square

C. State Cooperation Only

If $C_{SR} = 0$, no cooperative message transmission is allowed. However, through the conferencing link of capacity C_{RS} , cooperative state transmission between the relay and source is still feasible. A general achievable rate can be identified from R_2 in (14) by setting $C_{SR} = 0$. Specifically, when C_{RS} is large enough, we have the following corollary.

Corollary 2: Let \mathcal{P}_{23} denote the set of distributions defined by:

$$\mathcal{P}_{23} = \{p(s, v, x, x_R, y) : p(s) p(v | s, x_R) p(x, x_R) p(y | s, x, x_R)\}. \quad (65)$$

If $C_{SR} = 0$ and $C_{RS} \geq \max_{\mathcal{P}_{23}} I(X_R; Y)$, any non-negative rate smaller than R_{23} is achievable where

$$R_{23} = \max_{\mathcal{P}_{23}} \min(I(X; Y | X_R, V), I(X, X_R, V; Y) - I(V; S | X_R)). \quad (66)$$

Proof: By setting $C_{SR} = 0$ and $U = X_R$ in (14), the set of \mathcal{P}_2 is specialized to \mathcal{P}_{23} . Fix any input distribution in \mathcal{P}_{23} . The first term in the min function of (14) is reduced to $I(X; Y | X_R, V)$ and the second term is reduced to $I(X, X_R, V; Y) - I(V; S | X_R)$. For the third term, it becomes:

$$I(X, X_R, V; Y | X_R) + C_{RS} - I(V; S | X_R) \quad (67)$$

$$= I(X, V; Y | X_R) + C_{RS} - I(V; S | X_R) \quad (68)$$

$$\geq I(X, V; Y | X_R) + I(X_R; Y) - I(V; S | X_R) \quad (69)$$

$$= I(X, X_R, V; Y) - I(V; S | X_R), \quad (70)$$

where the inequality (69) follows from the assumption on C_{RS} . Notice that the third term cannot be smaller than the second term, hence it is redundant. Therefore, we establish the achievable rate given by (66). \blacksquare

The achievable rate (66) coincides with the upper bound (25) for the special class of relay channels characterized by (47)–(48).

Proposition 7: Let $\mathcal{P}_{23}^* = \mathcal{P}_{23}$ as defined by (65). If $C_{SR} = 0$, $C_{RS} \geq \max_{\mathcal{P}_{23}^*} I(X_R; Y)$, and (47)–(48) are satisfied for all distributions in \mathcal{P}_{23}^* , then the capacity is given by:

$$C_{23} = \max_{\mathcal{P}_{23}^*} \min(H(Y | X_R, S), I(X, X_R; Y)). \quad (71)$$

Proof: The result follows from Corollary 2. For the achievability, set $V = S$ in (66) and apply assumptions (47) and (48) to obtain (71), by similar steps from (50) to (54). The upper bounds follow from (25) and note that the second bound therein is reduced to $H(Y|X_R, S)$ under assumption (47). ■

Remark 8: Achievability of the capacity (71) has been proved above via scheme 2. It *cannot* be attained by scheme 1 because of the additional constraint required to support the transmission of compressed state information specified by (13). □

Remark 9: Compared to the capacity result provided in Proposition 5 for the same class of channels (47)–(48), C_{23} is potentially larger because a general input distribution is admissible instead of the product input distribution due to state cooperation. The resulting cooperative gain will be further discussed for the Gaussian model in Section VI. □

Remark 10: The capacity result of Proposition 7 is derived for $C_{SR} = 0$ and is thus achieved by state cooperation only. Optimality of state cooperation only can also be concluded in some case when $C_{SR} > 0$ and thus message cooperation is possible. For instance, assume that $H(Y|X_R, S) \geq I(X, X_R; Y)$ for the distribution in \mathcal{P}_{23}^* that maximizes (71). Then it can be proved, following the same bounds used in Proposition 7, that the capacity of channels satisfying (47)–(48) is given by (64) and is achieved by state cooperation only. An instance of this scenario will be considered in Corollary 4. □

V. COOPERATION STRATEGIES WITH TOTAL CONFERENCING CAPACITY FIXED

In the previous sections, we have studied system performance for given values of the link capacities C_{SR} and C_{RS} . Here, we briefly investigate the optimal capacity allocation between the source-to-relay and relay-to-source links where the total conferencing capacity is instead fixed as $C_{SR} + C_{RS} = C_{sum}$. In particular, we compare the rates achievable when the entire capacity is allocated to message cooperation only ($C_{SR} = C_{sum}$ and $C_{RS} = 0$), to state cooperation only ($C_{SR} = 0$ and $C_{RS} = C_{sum}$), or to a combination of message and state cooperation ($C_{SR} = C_{opt} > 0$ and $C_{RS} = C_{sum} - C_{opt}$). We refer the achievable rates corresponding in the three cases above by scheme 2 as $R_{2,M}$, $R_{2,S}$ and $R_{2,MS}$ respectively.

Proposition 8: For scheme 2, when $C_{SR} + C_{RS} = C_{sum}$ is fixed, we have

$$R_{2,S} \leq R_{2,MS} \leq R_{2,M}. \quad (72)$$

Proof: Fix any input distribution of the form (15) in R_2 of (14). The second term in the min function of (14) is independent of both C_{SR} and C_{RS} , hence it is independent of C_{sum} . The third term, when $C_{SR} + C_{RS} = C_{sum}$ is fixed, is the same no matter how one allocates C_{sum} between C_{SR} and C_{RS} . Finally, the first term increases with C_{SR} . Since C_{SR} cannot be greater than C_{sum} , it is optimal to set $C_{SR} = C_{sum}$. It follows that $R_{2,S} \leq R_{2,MS} \leq R_{2,M}$. ■

Remark 11: For scheme 2, it is optimal to allocate all conferencing resources for message forwarding, thereby leading to message cooperation only. In other words, state cooperation is generally not advantageous when utilizing this scheme if one can arbitrarily allocate the overall conferencing capacity. Notice that this may not be always possible, as for instance, in applications where the two conferencing links are unidirectional channels with fixed capacity, e.g., cables. Assessing a similar conclusion holds for scheme 1 seems to be more difficult and is left as an open problem. □

VI. GAUSSIAN MODEL

In this section, we study the Gaussian model depicted in Fig. 2, in which the destination output Y_i at time instant i is related to the channel input X_i from the source, $X_{R,i}$ from the relay, and the channel state S_i as

$$Y_i = X_i + X_{R,i} + S_i + Z_i, \quad (73)$$

where $S_i \sim \mathcal{N}(0, P_S)$ and $Z_i \sim \mathcal{N}(0, N_0)$, are i.i.d., mutually independent sequences. The channel inputs from the source and relay satisfy the following average power constraints

$$\frac{1}{n} \sum_{i=1}^n \mathbb{E}[X_i^2] \leq P, \quad \frac{1}{n} \sum_{i=1}^n \mathbb{E}[X_{R,i}^2] \leq P_R. \quad (74)$$

The conferencing operations, encoding and decoding functions are defined as in Definition 1 except that the codewords are required to guarantee the input power constraints (74).

A. Achievable Rate

First, we extend the rate (11) achievable by scheme 1 to the Gaussian model of (73)–(74).

Proposition 9: For the Gaussian relay channel considered, scheme 1 achieves any non-negative rate smaller than R_1^G where

$$R_1^G = \max_{\substack{0 \leq \alpha \leq 1 \\ 0 \leq \beta \leq 1 \\ \sigma \leq P_Q}} \min(A_1, A_2, A_3) \quad (75)$$

with

$$A_1 = \mathcal{C} \left(\frac{(1-\alpha)P}{N_0 + \frac{P_S P_Q}{P_S + P_Q}} \right) + C_{SR}, \quad (76)$$

$$A_2 = \mathcal{C} \left(\frac{P + P_R + 2\sqrt{\alpha\beta P P_R}}{N_0 + \frac{P_S P_Q}{P_S + P_Q}} \right) - \mathcal{C} \left(\frac{(P + P_R + 2\sqrt{\alpha\beta P P_R} + N_0) P_S}{(P + P_R + 2\sqrt{\alpha\beta P P_R} + P_S + N_0) P_Q} \right), \quad (77)$$

$$A_3 = \mathcal{C} \left(\frac{(1-\alpha)P + (1-\beta)P_R}{N_0 + \frac{P_S P_Q}{P_S + P_Q}} \right) - \mathcal{C} \left(\frac{(P + P_R + 2\sqrt{\alpha\beta P P_R} + N_0) P_S}{(P + P_R + 2\sqrt{\alpha\beta P P_R} + P_S + N_0) P_Q} \right) + C_{SR} + C_{RS} \quad (78)$$

where α, β are the power allocation coefficients at the source and relay respectively, P_Q is the variance of compression noise selected at the relay and σ is a threshold defined as:

$$\sigma = \frac{P_S (P + P_R + 2\sqrt{\alpha\beta P P_R} + N_0)}{(P + P_R + 2\sqrt{\alpha\beta P P_R} + P_S + N_0) \min \left(2^{2C_{RS}} \left(1 + \frac{(1-\beta)P_R}{P_S + N_0} \right) - 1, \frac{P + P_R + 2\sqrt{\alpha\beta P P_R}}{P_S + N_0} \right)}. \quad (79)$$

Sketch of Proof: The result follows from (11)–(13) by choosing Gaussian input signals satisfying the power constraints. Explicitly, the signals are generated as follows. First, choose $U \sim \mathcal{N}(0, 1)$. Then, consider $X = \sqrt{\alpha P} U + \tilde{X}$, where $0 \leq \alpha \leq 1$ and $\tilde{X} \sim \mathcal{N}(0, (1-\alpha)P)$, independent of U . Hence, $X \sim \mathcal{N}(0, P)$. Similarly, set $X_R = \sqrt{\beta P_R} U + \tilde{X}_R$, where $0 \leq \beta \leq 1$ and $\tilde{X}_R \sim \mathcal{N}(0, (1-\beta)P_R)$, independent of U and \tilde{X} . Hence $X_R \sim \mathcal{N}(0, P_R)$ and $\mathbb{E}[X X_R] = \sqrt{\alpha\beta P P_R}$. Next, set $V = S + Q$ with compression noise $Q \sim \mathcal{N}(0, P_Q)$ for some $P_Q \geq \sigma$. By standard techniques as in [30, Ch.8 and 9], each mutual information term in (11) and (13) can be explicitly evaluated, establishing the achievable rate given from (75) to (79). ■

Next, we extend the rate (14) achievable by scheme 2 to the Gaussian model of (73)–(74).

Proposition 10: For the Gaussian relay channel considered, scheme 2 achieves any non-negative rate smaller than R_2^G where

$$R_2^G = \max_{\substack{0 \leq \alpha \leq 1 \\ 0 \leq \beta \leq 1 \\ 0 \leq P_Q}} \min(B_1, B_2, B_3) \quad (80)$$

with

$$B_1 = \mathcal{C} \left(\frac{(1-\alpha)P}{N_0 + \frac{P_S P_Q}{P_S + P_Q}} \right) + C_{SR}, \quad (81)$$

$$B_2 = \frac{1}{2} \log_2 \frac{P + P_R + 2\sqrt{\alpha\beta PP_R} + P_S + N_0}{N_0 + \frac{P_S P_Q}{P_S + P_Q}} - \mathcal{C} \left(\frac{P_S}{P_Q} \right), \quad (82)$$

$$B_3 = \frac{1}{2} \log_2 \frac{(1-\alpha)P + (1-\beta)P_R + P_S + N_0}{N_0 + \frac{P_S P_Q}{P_S + P_Q}} - \mathcal{C} \left(\frac{P_S}{P_Q} \right) + C_{SR} + C_{RS} \quad (83)$$

where α, β are the power allocation coefficients at the source and relay respectively and P_Q is the variance of compression noise selected at the relay.

Sketch of Proof: We use the same variable definitions as in the proof of Proposition 9 with exception that P_Q only needs to satisfy $P_Q \geq 0$. Then we can explicitly evaluate each mutual information term in (14) following standard techniques in [30, Ch.8 and 9]. Details are omitted here for the sake of conciseness. ■

Remark 12: If the relay ignores the available state information, it only cooperates with the source in sending the message information and does not employ the relay-to-source conferencing link. An achievable rate corresponding to this situation can be found from (80)–(83) by setting $P_Q \rightarrow \infty$, i.e., an infinite variance for the compression of the state information, and $\beta = 1$, i.e., the relay allocates all its power to message transmission. We thus obtain

$$R_{\text{no SI}}^G = \max_{0 \leq \alpha \leq 1} \min \left(\begin{array}{c} \mathcal{C} \left(\frac{(1-\alpha)P}{N_0 + P_S} \right) + C_{SR}, \\ \mathcal{C} \left(\frac{P + P_R + 2\sqrt{\alpha PP_R}}{N_0 + P_S} \right) \end{array} \right). \quad (84)$$

Notice that the rate is clearly independent of C_{RS} . This rate will be later used for performance comparison. □

B. Special Cases and Capacity Results

Now we focus on the special case where $N_0 = 0$ for the Gaussian model of (73)–(74). We first consider the case with no both message and state cooperation.

Corollary 3: If $N_0 = 0$ and the conferencing links satisfy $C_{SR} = C_{RS} = 0$, the capacity is given by:

$$C_{\text{no coop}}^G = \mathcal{C} \left(\frac{P + P_R}{P_S} \right). \quad (85)$$

Proof: Notice that the channel discussed here satisfies assumptions (47)–(48) in Proposition 5. Hence, by extending the results therein to continuous alphabets and evaluating each term by the maximum entropy theorem [30], one can obtain the result claimed in this corollary. Note that when providing both S and X_R to the destination, the channel from source to destination

is noiseless and hence the first bound in the min function of (49) goes to infinity, and is thus redundant. ■

Remark 13: The capacity result indicates that strictly causal state information at the relay can provide power gain for the channel considered, even though the relay knows nothing about the message information intended for destination from the source. In fact, when $N_0 = 0$, conveying state information from the relay to destination can be considered as equivalently sending part of message for the source, as previously discussed in Remark 4.

To elaborate on this insight further, we sketch an alternative achievable scheme in which we explicitly split the message W from the source into two parts, $W = (W_{s1}, W_{s2})$, with $W_{s1} \in [1 : 2^{nR_{s1}}]$ and $W_{s2} \in [1 : 2^{nR_{s2}}]$. We divide interval $[-1, 1]$ into $2^{nR_{s1}}$ subintervals of equal length and map W_{s1} to the middle points, denoted by $\theta(W_{s1})$, of those subintervals. In addition, we generate $2^{nR_{s2}}$ i.i.d. sequences x^n with each component satisfying $x_i \sim \mathcal{N}(0, P)$, and map W_{s2} to the sequences generated as $x^n(W_{s2})$. Assume that the source wishes to send (w_{s1}, w_{s2}) to the destination. The communication happens in $(n + 1)$ channel uses as follows. In the first channel use, the source sends out the middle point $\theta(w_{s1})$ corresponding to message w_{s1} while the relay sends $x_{R,1} = 0$. For the remaining n channel uses, the source sends out each component of $x^n(w_{s2})$ in order. While, for the relay, in the second channel use, it sends out a scaled version of the state of the previous channel use such that the power constraint is satisfied at the relay, i.e., $x_{R,2} = \mu_2 s_1$, where μ_2 is chosen such that $x_{R,2} \sim \mathcal{N}(0, P_R)$; For $i \geq 3$ channel uses, the relay sequentially forms the minimum mean squared error (MMSE) estimate $\mathbb{E}[s_1 | \tilde{y}_2^{i-1}]$ with each $\tilde{y}_k = x_{R,k} + s_k$, $\forall k = 2, \dots, i-1$, based on the available states s^{i-1} and sends out $x_{R,i} = \mu_i (s_1 - \mathbb{E}[s_1 | \tilde{y}_2^{i-1}])$, where μ_i is chosen such that $x_{R,i} \sim \mathcal{N}(0, P_R)$. This way, at the end of transmission, the destination first decodes message w_{s2} by treating the states and information sent by the relay as noise. Hence, as long as $R_{s2} \leq \mathcal{C}\left(\frac{P}{P_R + P_S}\right)$, w_{s2} can be successfully recovered as $n \rightarrow \infty$. After decoding w_{s2} , subtracting $x^n(w_{s2})$ from the received signal, similar to the analysis of the feedback strategy for point-to-point additive Gaussian channels in [31], [33], one can show that w_{s1} can be successfully decoded at rate $R_{s1} = \mathcal{C}\left(\frac{P_R}{P_S}\right)$ by the state refinement transmission from the relay as $n \rightarrow \infty$. Overall, rate $R_{s1} + R_{s2} = \mathcal{C}\left(\frac{P_R}{P_S}\right) + \mathcal{C}\left(\frac{P}{P_R + P_S}\right) = \mathcal{C}\left(\frac{P + P_R}{P_S}\right) = C_{\text{no coop}}^G$ is thus achieved for the source. It is noted that a similar feedback coding scheme can be found in [4] to achieve the maximum rate for each user in a two-user MAC with common state information. □

Next, we consider the optimality of state and message cooperation only following Proposition 6 and 7.

Corollary 4: If $N_0 = 0$ and the conferencing links satisfy $C_{RS} \geq \mathcal{C}\left(\frac{P+P_R+2\sqrt{PP_R}}{P_S}\right)$ with arbitrary C_{SR} , the capacity is given by:

$$C^G = \mathcal{C}\left(\frac{P + P_R + 2\sqrt{PP_R}}{P_S}\right), \quad (86)$$

and is achieved by state cooperation only. Moreover, if $N_0 = 0$ and the conferencing links satisfy $C_{SR} \geq C^G$ with arbitrary C_{RS} , the capacity is also given by (86), and is attained by message cooperation only.

Remark 14: Example 1 in [4] implies that, if the source knows the state sequence as well, then the maximum rate is given by (86). Corollary 4 then quantifies the minimum capacity C_{RS} necessary for this result to be attained on the relay channel of Fig. 2 where the source is not given the state sequence. \square

Proof: To prove achievability for the case when $C_{RS} \geq C^G$, we consider a scheme that uses only the relay-to-source conferencing link and perform no message cooperation so that we can equivalently set $C_{SR} = 0$. Then, we can identify the result from Proposition 7 by simple extension to continuous alphabets and maximizing each term by the maximum entropy theorem [30]. Alternatively, considering the achievable rate (80) by scheme 2 and setting $N_0 = 0, C_{SR} = 0$, we rewrite B_1 to B_3 in the min function as follows:

$$B'_1 = \mathcal{C}\left(\frac{(1-\alpha)P}{\frac{P_S P_Q}{P_S + P_Q}}\right), \quad (87)$$

$$B'_2 = \mathcal{C}\left(\frac{P + P_R + 2\sqrt{\alpha\beta PP_R}}{P_S}\right), \quad (88)$$

$$B'_3 = \mathcal{C}\left(\frac{(1-\alpha)P + (1-\beta)P_R}{P_S}\right) + C_{RS}. \quad (89)$$

Further, setting $\alpha \rightarrow 1, \beta \rightarrow 1$ and $P_Q \rightarrow 0$ such that $B'_1 \rightarrow \infty$, and under the assumption that $C_{RS} \geq \mathcal{C}\left(\frac{P+P_R+2\sqrt{PP_R}}{P_S}\right)$, we thus get $C^G = B'_2 = \mathcal{C}\left(\frac{P+P_R+2\sqrt{PP_R}}{P_S}\right)$. For the converse part, the upper bound (25) reduces to C^G following from the maximum entropy theorem [30].

Turning to the case when $C_{SR} \geq C^G$, for the achievable scheme, the relay simply ignores the state information, so that one can equivalently set $C_{RS} = 0$, and fully cooperates with the source to transmit the message, so that one achieves rate (84) with $\alpha = 1$, which reduces to (86) under the given condition for C_{SR} . \blacksquare

From Corollary 4, we immediately have the following.

Corollary 5: If $N_0 = 0$, and both C_{RS} and C_{SR} are large enough, both state and message cooperation only are optimal and achieve the full cooperation bound (86). Compared to the case without any cooperation of (85), they both provide cooperative gain.

Remark 15: If C_{SR} is large enough, e.g., $C_{SR} \geq C^G$, scheme 1 can also achieve capacity, which is attained by setting $P_Q \rightarrow \infty$ and $\beta = 1$ in (75) similar to Remark 12. However, no matter how large C_{RS} is, scheme 1 cannot achieve capacity if $C_{SR} = 0$. This can be argued by considering the extreme case with $C_{RS} \rightarrow \infty$. Examining rate (75)–(79) of scheme 1, we notice that the third term in the min function is redundant due to $C_{RS} \rightarrow \infty$. With $N_0 = 0$ and $C_{SR} = 0$, the first two terms can be instead rewritten as

$$A'_1 = \mathcal{C} \left(\frac{(1 - \alpha) P}{\frac{P_S P_Q}{P_S + P_Q}} \right), \quad (90)$$

$$A'_2 = \mathcal{C} \left(\frac{P + P_R + 2\sqrt{\alpha\beta P P_R}}{P_S} \right), \quad (91)$$

along with an additional constraint

$$P_Q \geq \sigma = \frac{P_S^2}{P + P_R + 2\sqrt{\alpha\beta P P_R} + P_S}. \quad (92)$$

To achieve capacity C^G , we need to set $\alpha \rightarrow 1$, $\beta \rightarrow 1$ and $P_Q \rightarrow 0$ as discussed in Corollary 4. But, notice that P_Q is always bounded below by a nonzero threshold, which implies that $P_Q \rightarrow 0$ cannot be satisfied. Therefore, it can be concluded that scheme 1 cannot achieve capacity by state cooperation only no matter how large C_{RS} is. Recall that in scheme 1, the additional constraint comes from the fact that the destination needs to decode the compressed state explicitly, as discussed in Remark 1. Compared to this scheme, the advantages of scheme 2 come from joint decoding of message and compression indices. \square

C. Numerical Results and Discussions

We now present some numerical results. We start from the special case with $N_0 = 0$ studied in Corollary 4. We first compare the performance of scheme 1 and scheme 2 for message cooperation only, i.e., $C_{RS} = 0$. In Fig. 3, we plot the achievable rates versus conferencing capacity C_{SR} . We also plot the rate $R_{\text{no SI}}^G$ in (84) that is achieved when the relay does not use the available side information. It can be seen that scheme 2 outperforms scheme 1 in general,

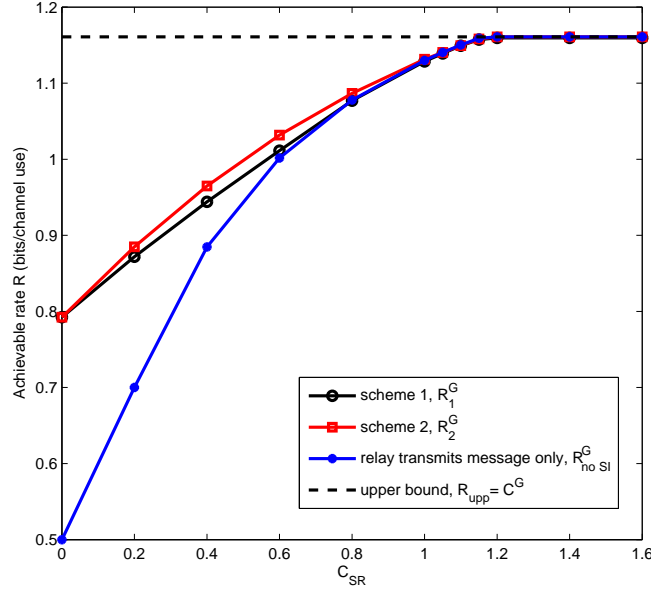


Fig. 3. Comparison of achievable rates between scheme 1 and scheme 2 for message cooperation only ($C_{RS} = 0, P = P_R = P_S = 1, N_0 = 0$).

consistently with Proposition 3. Moreover, if C_{SR} is large enough, both schemes achieve the upper bound (86) and the optimal strategy is to let the relay ignore the state information as provided in Corollary 4. But this strategy is suboptimal for smaller C_{SR} . The benefits of state transmission from the relay to the destination are thus clear from this example.

Next, we consider state cooperation only, that is, $C_{SR} = 0$, and compare the achievable rates for two schemes in Fig. 4 with the upper bound (86). We also plot the achievable rate $C_{no coop}^G$ in (85) that is attained when the source transmits message only. The benefits of cooperative state transmission by the source are clear from the figure. Moreover, if C_{RS} is large enough, scheme 2 is seen to achieve the upper bound, as proved in Corollary 4. Instead, scheme 1 cannot, as discussed in Remark 15.

We now get further insights into system performance by letting $N_0 \neq 0$. We set $P = P_R = P_S = 1$ and vary N_0 such that the resulting signal-to-noise ratio, or interfered state-to-noise ratio, $\gamma = 10 \log_{10}(1/N_0)$ lies between $[-5 : 30]$ dB.

We focus on scheme 2 and consider message cooperation only, i.e., $C_{RS} = 0$. Fig. 5 shows the rates achievable by scheme 2 and by the same scheme when the relay ignores the state

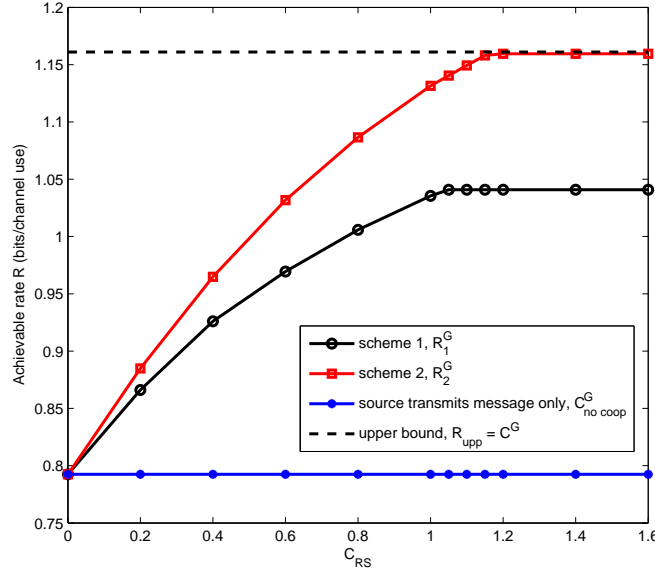


Fig. 4. Comparison of achievable rates between scheme 1 and scheme 2 for state cooperation only ($C_{SR} = 0, P = P_R = P_S = 1, N_0 = 0$).

information (84) versus γ . It can be seen that in general state transmission from the relay can provide rate improvement, as also shown in Fig. 3. With C_{SR} increasing, the achievable rate increases until it saturates at the upper bound (25) when C_{SR} is large enough. For example, as shown in Fig. 5, when $C_{SR} = 1.2$, the achievable rate overlaps with the upper bound.

We now consider state cooperation only, that is, $C_{SR} = 0$. Fig. 6 shows the rate achievable by scheme 2. The upper bound therein also refers to (25). It can be seen that cooperative state transmission by the source is general advantageous, as compared to the performance without cooperation, i.e., $C_{RS} = 0$. However, unlike the case of message cooperation only, even if C_{RS} is large enough, e.g., $C_{RS} = 100$ in Fig. 6, the upper bound is not achievable in general. This is unlike the noiseless case studied in Fig. 4, due to the fact that noise makes the state information at the destination less valuable (see Remark 4 and 13).

Finally, we consider the case when the total conferencing capacity $C_{SR} + C_{RS} = C_{sum}$ is fixed as discussed in Section V. Under this assumption, we have shown in Section V that for scheme 2, it is enough to devote all the capacity for message conferencing, thereby leading to message cooperation only. We corroborate this analytical result via a specific example in Fig. 7.

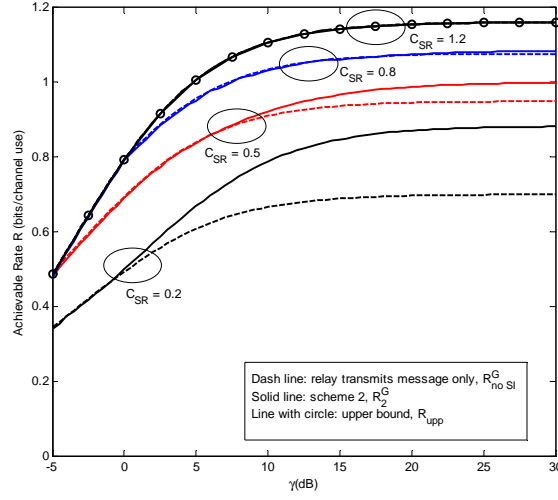


Fig. 5. Comparison of achievable rates for message cooperation only by scheme 2 ($C_{SR} = \{0.2, 0.5, 0.8, 1.2\}$, $C_{RS} = 0$, $P_R = P_S = 1$, $\gamma = 10 \log_{10}(1/N_0)$ (dB)).

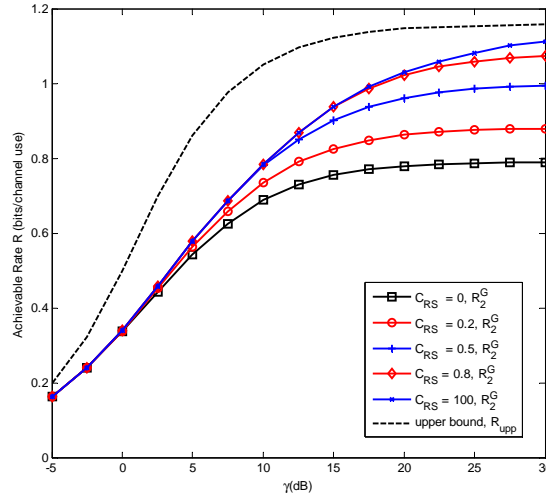


Fig. 6. Comparison of achievable rates for state cooperation only by scheme 2 ($C_{SR} = 0$, $C_{RS} = \{0, 0.2, 0.5, 0.8, 100\}$, $P_R = P_S = 1$, $\gamma = 10 \log_{10}(1/N_0)$ (dB)).

It can be seen that a combination of both message and state cooperation is able to provide rate improvements as compared to cooperation on state only, while message cooperation only is always optimal.

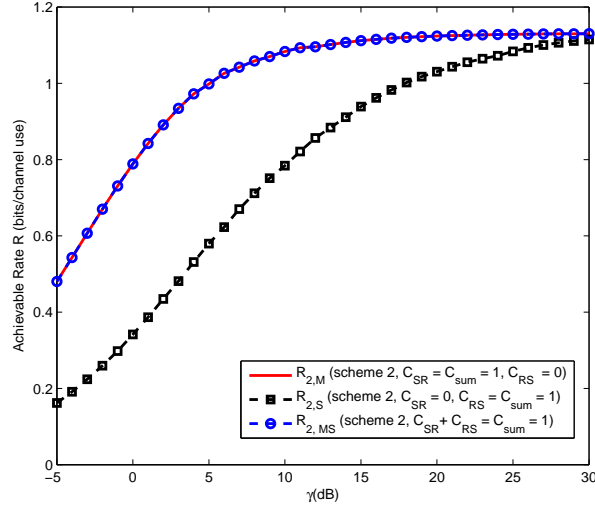


Fig. 7. Comparison of achievable rates for different cooperation strategies when the total conferencing capacity is fixed ($C_{sum} = 1, P = P_R = P_S = 1, \gamma = 10 \log_{10}(1/N_0) \text{ (dB)}$).

VII. CONCLUSION

In this work, we have focused a state-dependent relay channel where state information is available at the relay in a strictly causal fashion. Assuming that source and relay can communicate via conferencing links, cooperation is enabled for both transmission of message and state information to the destination. First, we have proposed two coding schemes that exploit both message and state cooperation. The coding scheme inspired by noisy network coding outperforms the more conventional strategy based on block Markov coding and backward decoding. Next, capacity results have been established for some special cases, including no cooperation, message cooperation only and state cooperation only for a class of channels. We have also elaborated on the issue of optimal capacity allocation between the source-to-relay and relay-to-source conferencing links. Finally, we have characterized achievable rates for the Gaussian model and obtained some capacity results. In general, our results point to the advantage of state information at the relay, despite it being known only strictly causally. This is unlike point-to-point channels. Moreover, for given conferencing capacities, both state and message cooperation can improve the achievable rate.

APPENDIX A

PROOF OF PROPOSITION 1

Throughout the proof, for a joint probability distribution $p(xy)$, the set of ϵ -typical n -sequences according to $p(xy)$ is denoted by $A_\epsilon^n(XY)$. When the distribution, with respect to which typical sequences are defined, is clear from the context, we will use A_ϵ^n for short.

Now we present the achievable scheme. Consider b blocks of transmission. We randomly and independently generate codebooks for each block.

- **Codebook Generation:**

Fix a joint distribution

$$p(s, v, u, x, x_R, y) = p(s) p(v|s) p(u) p(x|u) p(x_R|u) p(y|s, x, x_R).$$

Define rates $R = R_c + R_p$ with $0 \leq R_c \leq \min(R, C_{SR})$, and $\tilde{R} = \tilde{R}_c + \tilde{R}_p$ with $0 \leq \tilde{R}_c \leq \min(\tilde{R}, C_{RS})$.

- 1) For each block j , $j \in [1 : b]$, generate 2^{nR_v} i.i.d. sequences v_j^n according to the marginal probability mass function (PMF) $p(v_j^n) = \prod_{i=1}^n p(v_{j,i})$ for the given $p(v)$. Index them as $v_j^n(l_j)$ with $l_j \in [1 : 2^{nR_v}]$. First partition the set $[1 : 2^{nR_v}]$ into $2^{n\tilde{R}_c}$ superbins of equal size with each containing $2^{n(R_v - \tilde{R}_c)}$ $v_j^n(l_j)$ codewords. Then further partition the codewords in each superbin into $2^{n\tilde{R}_p}$ bins of equal size. Then each bin contains $2^{n(R_v - \tilde{R})}$ codewords. Index each superbin as $B_{s,j}(t_{c,j})$ while index each bin as $B_j(t_{c,j}, t_{p,j})$ with $t_{c,j} \in [1 : 2^{n\tilde{R}_c}]$, $t_{p,j} \in [1 : 2^{n\tilde{R}_p}]$.
- 2) For each block j , generate $2^{n(R_c + \tilde{R}_c)}$ i.i.d. sequences u_j^n according to $p(u_j^n) = \prod_{i=1}^n p(u_{j,i})$ for the given $p(u)$. Index them as $u_j^n(w_{c,j}, t_{c,j-1})$ with $w_{c,j} \in [1 : 2^{nR_c}]$ and $t_{c,j-1} \in [1 : 2^{n\tilde{R}_c}]$.
- 3) For each block j , for each $u_j^n(w_{c,j}, t_{c,j-1})$, generate 2^{nR_p} i.i.d. sequences x_j^n according to the conditional PMF $p(x_j^n | u_j^n(w_{c,j}, t_{c,j-1})) = \prod_{i=1}^n p(x_{j,i} | u_{j,i}(w_{c,j}, t_{c,j-1}))$ for the given $p(x|u)$. Index them as $x_j^n(w_{p,j} | w_{c,j}, t_{c,j-1})$ with $w_{p,j} \in [1 : 2^{nR_p}]$.
- 4) For each block j , for each $u_j^n(w_{c,j}, t_{c,j-1})$, generate $2^{n\tilde{R}_p}$ i.i.d. sequences $x_{R,j}^n$ according to the conditional PMF $p(x_{R,j}^n | u_j^n(w_{c,j}, t_{c,j-1})) = \prod_{i=1}^n p(x_{R,j,i} | u_{j,i}(w_{c,j}, t_{c,j-1}))$ for the given $p(x_R|u)$. Index them as $x_{R,j}^n(t_{p,j-1} | w_{c,j}, t_{c,j-1})$ with $t_{p,j-1} \in [1 : 2^{n\tilde{R}_p}]$.

- **Encoding:**

At the beginning of each block, through conferencing link C_{SR} , the common message $w_{c,j}$

can be perfectly conveyed to the relay as long as $bnR_c \leq bnC_{SR}$, which implies that

$$R_c \leq C_{SR}. \quad (93)$$

Similarly, the superbin index can be delivered to the source as long as

$$\tilde{R}_c \leq C_{RS}. \quad (94)$$

Then we have the following encoding operations:

- 1) $j = 1$: To send $w_1 = (w_{c,1}, w_{p,1})$ to the destination, the source sends out codeword $x_1^n(w_{p,1} | w_{c,1}, 1)$ while the relay sends out codeword $x_{R,1}^n(1 | w_{c,1}, 1)$.
- 2) $j = [2 : b - 1]$: Assume $w_j = (w_{c,j}, w_{p,j})$ to be sent in the j th block. At the end of the $(j - 1)$ th block, the relay learns the entire state sequence, i.e., s_{j-1}^n , and looks for an index (compression index) l_{j-1} such that $(s_{j-1}^n, v_{j-1}^n(l_{j-1})) \in A_\epsilon^n$. If more than one such indices are found, choose the smallest one. If there is no such an index, choose an arbitrary index at random from $[1 : 2^{nR_v}]$. Let $(t_{c,j-1}, t_{p,j-1})$ be the bin index pair associated with $v_{j-1}^n(l_{j-1})$. Then codeword $x_j^n(w_{p,j} | w_{c,j}, t_{c,j-1})$ is sent out by the source and codeword $x_{R,j}^n(t_{p,j} | w_{c,j}, t_{c,j-1})$ is sent out by the relay.
- 3) $j = b$: No new message is sent at the source. Hence, the source sends out codeword $x_b^n(1 | 1, t_{c,b-1})$ while the relay sends out codeword $x_{R,b}^n(t_{p,b-1} | 1, t_{c,b-1})$.

• **Decoding:**

At the end of b blocks of transmission, the destination performs backward decoding. It first retrieves the bin index pair $(t_{c,b-1}, t_{p,b-1})$ through reception of b th block, then it decodes the compression index l_{b-1} by using the received signal y_{b-1}^n and finally it decodes the message $(w_{c,b-1}, w_{p,b-1})$ for block $(b - 1)$ using the compressed state information $v_{b-1}^n(l_{b-1})$. This decoding operation is repeated for all blocks back to the first.

Specifically, the decoding procedure for message $(w_{c,j}, w_{p,j})$ of block j is as follows. Assume that $(w_{c,j+1}, w_{p,j+1})$ are perfectly decoded from the previous estimate. Now the destination looks for an unique bin index pair $(\hat{t}_{c,j}, \hat{t}_{p,j})$ such that

$$(x_{j+1}^n(w_{p,j+1} | w_{c,j+1}, \hat{t}_{c,j}), x_{R,j+1}^n(\hat{t}_{p,j} | w_{c,j+1}, \hat{t}_{c,j}), u_{j+1}^n(w_{c,j+1}, \hat{t}_{c,j}), y_{j+1}^n) \in A_\epsilon^n \quad (95)$$

If there is none or more than one such bin index pairs found, the destination reports an error. Once it finds such a $(t_{c,j}, t_{p,j})$, it looks for an unique compression index \hat{l}_j such that

$$(v_j^n(\hat{l}_j), y_j^n) \in A_\epsilon^n, \quad (96)$$

and

$$\hat{l}_j \in B_j(t_{c,j}, t_{p,j}). \quad (97)$$

If there is none or more than one such compression indices found, the destination reports an error. Once it finds such a l_j , the destination looks for a unique message $\hat{w}_j = (\hat{w}_{c,j}, \hat{w}_{p,j})$ such that

$$(x_j^n(\hat{w}_{p,j} | \hat{w}_{c,j}, t_{c,j-1}), x_{R,j}^n(t_{p,j-1} | \hat{w}_{c,j}, t_{c,j-1}), u_j^n(\hat{w}_{c,j}, t_{c,j-1}), v_j^n(l_j), y_j^n) \in A_\epsilon^n \quad (98)$$

for some $t_{c,j-1} \in [1 : 2^{n\tilde{R}_c}]$, $t_{p,j-1} \in [1 : 2^{n\tilde{R}_p}]$.

• **Analysis of Probability of Error:**

Let $\Pr(E_j)$ denote the average probability of error for each block j as defined in (10). To bound the overall probability of error, say P_e , without loss of generality (WLOG), assume $(w_{c,j}, w_{p,j}) = (1, 1)$ are sent for each block j . Also denote the compression index selected by the relay for each block by L_{j-1} and the corresponding bin index pair for each block by $(T_{c,j-1}, T_{p,j-1})$. Note that, following the chain rule,

$$P_e = \Pr\left(\bigcup_{j=1}^b E_j\right) \quad (99)$$

$$\leq \Pr(E_b) + \sum_{j=1}^{b-1} \Pr\left(E_j \left| \bigcap_{i=j+1}^b E_i^c \right.\right), \quad (100)$$

where since there is no new message sent in the last block, we have $\Pr(E_b) = 0$. In the following, we focus on $\Pr\left(E_j \left| \bigcap_{i=j+1}^b E_i^c \right.\right)$, i.e., the probability of error conditioned on not having errors in block $j+1, \dots, b$ for each block j , $j = 1, \dots, b-1$, and we show that $\Pr\left(E_j \left| \bigcap_{i=j+1}^b E_i^c \right.\right) \rightarrow 0$ as $n \rightarrow \infty$ if conditions (115), (117)–(119), and (123)–(125) are satisfied.

Define the encoding error event for each block as follows:

$$E_{j,0} = \{(v_j^n(l_j), s_j^n) \notin A_\epsilon^n, \forall l_j \in [1 : 2^{nR_v}]\}. \quad (101)$$

The error events correspond to decoding $T_{c,j}$ and $T_{p,j}$ based on rule (95) are given by:

$$E_{j,1} = E_{j,11}^c \bigcup E_{j,12} \bigcup E_{j,13} \bigcup E_{j,14} \quad (102)$$

with

$$E_{j,11} = \{ (x_{j+1}^n (1 | 1, T_{c,j}), x_{R,j+1}^n (T_{p,j} | 1, T_{c,j}), u_{j+1}^n (1, T_{c,j}), y_{j+1}^n) \in A_\epsilon^n \}, \quad (103)$$

$$E_{j,12} = \left\{ \begin{array}{c} (x_{j+1}^n (1 | 1, t_{c,j}), x_{R,j+1}^n (T_{p,j} | 1, t_{c,j}), u_{j+1}^n (1, t_{c,j}), y_{j+1}^n) \in A_\epsilon^n, \\ \text{for some } t_{c,j} \neq T_{c,j} \end{array} \right\}, \quad (104)$$

$$E_{j,13} = \left\{ \begin{array}{c} (x_{j+1}^n (1 | 1, T_{c,j}), x_{R,j+1}^n (t_{p,j} | 1, T_{c,j}), u_{j+1}^n (1, T_{c,j}), y_{j+1}^n) \in A_\epsilon^n, \\ \text{for some } t_{p,j} \neq T_{p,j} \end{array} \right\}, \quad (105)$$

$$E_{j,14} = \left\{ \begin{array}{c} (x_{j+1}^n (1 | 1, t_{c,j}), x_{R,j+1}^n (t_{p,j} | 1, t_{c,j}), u_{j+1}^n (1, t_{c,j}), y_{j+1}^n) \in A_\epsilon^n, \\ \text{for some } t_{c,j} \neq T_{c,j}, t_{p,j} \neq T_{p,j} \end{array} \right\}. \quad (106)$$

The error events correspond to decoding L_j according to rule (96)–(97) are given by:

$$E_{j,2} = E_{j,21}^c \bigcup E_{j,22} \quad (107)$$

with

$$E_{j,21} = \{ (v_j^n (L_j), y_j^n) \in A_\epsilon^n \}, \quad (108)$$

$$E_{j,22} = \{ (v_j^n (l_j), y_j^n) \in A_\epsilon^n, \text{ for some } l_j \neq L_j, l_j \in B_j(T_{c,j}, T_{p,j}) \}. \quad (109)$$

The error events correspond to decoding message $(w_{c,j}, w_{p,j})$ according to rule (98) are given by:

$$E_{j,3} = E_{j,31} \bigcup E_{j,32} \bigcup E_{j,33} \quad (110)$$

with

$$E_{j,31} = \left\{ \begin{array}{c} \left(\begin{array}{c} x_j^n (1 | \hat{w}_{c,j}, t_{c,j-1}), x_{R,j}^n (t_{p,j-1} | \hat{w}_{c,j}, t_{c,j-1}), \\ u_j^n (\hat{w}_{c,j}, t_{c,j-1}), v_j^n (L_j), y_j^n \end{array} \right) \in A_\epsilon^n, \\ \text{for some } \hat{w}_{c,j} \neq 1, t_{c,j-1} \in [1 : 2^{n\tilde{R}_c}], t_{p,j-1} \in [1 : 2^{n\tilde{R}_p}] \end{array} \right\}, \quad (111)$$

$$E_{j,32} = \left\{ \begin{array}{c} \left(\begin{array}{c} x_j^n (\hat{w}_{p,j} | 1, t_{c,j-1}), x_{R,j}^n (t_{p,j-1} | 1, t_{c,j-1}), \\ u_j^n (1, t_{c,j-1}), v_j^n (L_j), y_j^n \end{array} \right) \in A_\epsilon^n, \\ \text{for some } \hat{w}_{p,j} \neq 1, t_{c,j-1} \in [1 : 2^{n\tilde{R}_c}], t_{p,j-1} \in [1 : 2^{n\tilde{R}_p}] \end{array} \right\}, \quad (112)$$

$$E_{j,33} = \left\{ \begin{array}{c} \left(\begin{array}{c} x_j^n (\hat{w}_{p,j} | \hat{w}_{c,j}, t_{c,j-1}), x_{R,j}^n (t_{p,j-1} | \hat{w}_{c,j}, t_{c,j-1}), \\ u_j^n (\hat{w}_{c,j}, t_{c,j-1}), v_j^n (L_j), y_j^n \end{array} \right) \in A_\epsilon^n, \\ \text{for some } \hat{w}_{p,j} \neq 1, \hat{w}_{c,j} \neq 1, t_{c,j-1} \in [1 : 2^{n\tilde{R}_c}], t_{p,j-1} \in [1 : 2^{n\tilde{R}_p}] \end{array} \right\}. \quad (113)$$

Hence by the union bound,

$$\Pr \left(E_j \left| \bigcap_{i=j+1}^b E_i^c \right. \right) \leq \Pr(E_{j,0}) + \Pr(E_{j,1}) + \Pr(E_{j,2}) + \Pr(E_{j,3}). \quad (114)$$

- 1) By the covering lemma in [31], $\Pr(E_{j,0}) \rightarrow 0$ as long as

$$R_v > I(V; S) \quad (115)$$

for sufficiently large n .

- 2) By the packing lemma in [31], $\Pr(E_{j,1}) \rightarrow 0$ as long as

$$\tilde{R}_c < I(X, X_R, U; Y), \quad (116)$$

$$\tilde{R}_p < I(X_R; Y | X, U), \quad (117)$$

$$\tilde{R}_c + \tilde{R}_p < I(X, X_R, U; Y) \quad (118)$$

for sufficiently large n . Note that bound (118) implies (116), hence (116) is redundant.

- 3) $\Pr(E_{j,2}) \rightarrow 0$ as long as

$$R_v - \tilde{R} < I(V; Y) \quad (119)$$

for sufficiently large n .

- 4) For $\Pr(E_{j,3})$, following from the standard argument on joint typicality [30, Theorem 15.2.1], for each set of error events from (111) to (113), we have:

$$\Pr(E_{j,31}) \leq 2^{nR_c} 2^{n(\tilde{R}_c + \tilde{R}_p)} 2^{-n(I(X, X_R, U; Y|V) - \epsilon)}, \quad (120)$$

$$\begin{aligned} \Pr(E_{j,32}) &\leq 2^{nR_p} (2^{-n(I(X; Y|X_R, U, V) - \epsilon)} + 2^{n\tilde{R}_p} 2^{-n(I(X, X_R; Y|U, V) - \epsilon)} \\ &\quad + 2^{n(\tilde{R}_c + \tilde{R}_p)} 2^{-n(I(X, X_R, U; Y|V) - \epsilon)}), \end{aligned} \quad (121)$$

$$\Pr(E_{j,33}) \leq 2^{n(R_c + R_p)} 2^{n(\tilde{R}_c + \tilde{R}_p)} 2^{-n(I(X, X_R, U; Y|V) - \epsilon)} \quad (122)$$

for arbitrary $\epsilon > 0$ and sufficiently large n .

Note that $I(X, X_R, U; Y|V) = I(X, X_R; Y|V)$ because $U \leftrightarrow (X, X_R, V) \leftrightarrow Y$ forms a Markov chain. Thus, $\Pr(E_{j,3}) \leq \sum_{k=1}^3 \Pr(E_{j,3k}) \rightarrow 0$ as long as

$$R_p < I(X; Y | X_R, U, V), \quad (123)$$

$$R_p + \tilde{R}_p < I(X, X_R; Y | U, V), \quad (124)$$

$$R_c + R_p + \tilde{R}_c + \tilde{R}_p < I(X, X_R; Y | V) \quad (125)$$

for sufficiently large n .

Therefore if bounds (115), (117)–(119), and (123)–(125) are satisfied,

$$\Pr \left(E_j \left| \bigcap_{i=j+1}^b E_i^c \right. \right) \rightarrow 0 \text{ for all } j = 1, \dots, b-1 \text{ and for sufficiently large } n.$$

Collecting bounds (115), (117)–(119), and (123)–(125), along with (93), (94), $R = R_c + R_p$, $\tilde{R} = \tilde{R}_c + \tilde{R}_p$, applying Fourier-Motzkin elimination [31, Appendix D], and exploiting the fact that $V \leftrightarrow S \leftrightarrow Y$ forms a Markov chain, we establish the achievable rate given by (11)–(13).

APPENDIX B

PROOF OF PROPOSITION 2

Consider b blocks of transmission. We randomly and independently generate codebooks for each block.

• Codebook Generation:

Fix a joint distribution

$$p(s, v, u, x, x_R, y) = p(s) p(v | s, x_R, u) p(u) p(x | u) p(x_R | u) p(y | s, x, x_R).$$

Define rates $R = R_c + R_p$ with $0 \leq R_c \leq \min(R, C_{SR})$, and $R_v = \tilde{R}_c + \tilde{R}_p$ with $0 \leq \tilde{R}_c \leq \min(R_v, C_{RS})$.

- 1) For each block j , $j \in [1 : b]$, generate $2^{n(bR_c + \tilde{R}_c)}$ i.i.d. sequences u_j^n according to $p(u_j^n) = \prod_{i=1}^n p(u_{j,i})$ for the given $p(u)$. Index them as $u_j^n(w_c, t_{c,j-1})$ with $w_c \in [1 : 2^{nbR_c}]$ and $t_{c,j-1} \in [1 : 2^{n\tilde{R}_c}]$.
- 2) For each block j , for each $u_j^n(w_c, t_{c,j-1})$, generate 2^{nbR_p} i.i.d. sequences x_j^n according to the conditional PMF $p(x_j^n | u_j^n) = \prod_{i=1}^n p(x_{j,i} | u_{j,i})$ for the given $p(x | u)$. Index them as $x_j^n(w_p | w_c, t_{c,j-1})$ with $w_p \in [1 : 2^{nbR_p}]$.
- 3) For each block j , for each $u_j^n(w_c, t_{c,j-1})$, generate $2^{n\tilde{R}_p}$ i.i.d. sequences $x_{R,j}^n$ according to the conditional PMF $p(x_{R,j}^n | u_j^n) = \prod_{i=1}^n p(x_{R,j,i} | u_{j,i})$ for the given $p(x_R | u)$. Index them as $x_{R,j}^n(t_{p,j-1} | w_c, t_{c,j-1})$ with $t_{p,j-1} \in [1 : 2^{n\tilde{R}_p}]$.
- 4) For each block j , for each $(x_{R,j}^n(t_{p,j-1} | w_c, t_{c,j-1}), u_j^n(w_c, t_{c,j-1}))$, generate 2^{nR_v} i.i.d.

sequences v_j^n according to the conditional marginal PMF

$$p(v_j^n | x_{R,j}^n, u_j^n) = \prod_{i=1}^n p(v_{j,i} | x_{R,j,i}, u_{j,i})$$

for the given $p(v | x_R, u)$. Index them as $v_j^n(t_{c,j}, t_{p,j} | t_{c,j-1}, t_{p,j-1}, w_c)$ with $t_{c,j} \in [1 : 2^{n\tilde{R}_c}]$ and $t_{p,j} \in [1 : 2^{n\tilde{R}_p}]$.

- **Encoding:**

The source wishes to send the same message $w = (w_c, w_p)$ to the destination over all the blocks. At the beginning of the first block, through conferencing link C_{SR} , the common message w_c can be perfectly conveyed to the relay as long as $bnR_c \leq bnC_{SR}$, which implies that

$$R_c \leq C_{SR}. \quad (126)$$

Similarly, the partial compression index $t_{c,j-1} \in [1 : 2^{n\tilde{R}_c}]$ selected at the relay can always be delivered to the source through the conferencing link C_{RS} for each j th block as long as

$$\tilde{R}_c \leq C_{RS}. \quad (127)$$

Then we have the following encoding operations:

- 1) $j = 1$: The source sends out $x_1^n(w_p | w_c, 1)$ while the relay sends out $x_{R,1}^n(1 | w_c, 1)$.
- 2) $j = [2 : b]$: At the end of block $(j - 1)$, the relay learns the entire state sequence, i.e., s_{j-1}^n , and looks for a compression codeword v_{j-1}^n associated with index $(t_{c,j-1}, t_{p,j-1})$ such that

$$\left(\begin{array}{l} s_{j-1}^n, v_{j-1}^n(t_{c,j-1}, t_{p,j-1} | t_{c,j-2}, t_{p,j-2}, w_c), \\ x_{R,j-1}^n(t_{p,j-2} | t_{c,j-2}, w_c), u_{j-1}^n(w_c, t_{c,j-2}) \end{array} \right) \in A_\epsilon^n.$$

If more than one codewords are found, choose the first one in the list. If there is no such a codeword, choose an arbitrary one at random from the compression codebook. Then codeword $x_j^n(w_p | w_c, t_{c,j-1})$ is sent out by the source and codeword $x_{R,j}^n(t_{p,j-1} | w_c, t_{c,j-1})$ is sent out by the relay.

- **Decoding:**

At the end of b blocks of transmission, the destination performs joint decoding over all blocks by looking for an unique message $\hat{w} = (\hat{w}_c, \hat{w}_p)$ with $\hat{w}_c \in [1 : 2^{nbR_c}]$ and $\hat{w}_p \in$

$[1 : 2^{nbR_p}]$ such that:

$$\begin{pmatrix} x_j^n(\hat{w}_p | \hat{w}_c, t_{c,j-1}), x_{R,j}^n(t_{p,j-1} | \hat{w}_c, t_{j-1}), \\ v_j^n(t_{c,j}, t_{p,j} | t_{c,j-1}, t_{p,j-1}, \hat{w}_c), u_j^n(\hat{w}_c, t_{c,j-1}), y_j^n \end{pmatrix} \in A_\epsilon^n \quad (128)$$

for all $j = 1, \dots, b$ and some $\mathbf{t}^b \triangleq (\mathbf{t}_1, \mathbf{t}_2, \dots, \mathbf{t}_b) = (t_{c,1}, t_{p,1}, t_{c,2}, t_{p,2}, \dots, t_{c,b}, t_{p,b})$.

• **Analysis of Probability of Error:**

To bound the probability of error $\Pr(E)$, WLOG, assume $(w_c, w_p) = (1, 1)$ are sent for all blocks. Also denote the indices selected by the relay for each block by $(T_{c,j-1}, T_{p,j-1})$.

Define the following encoding error events:

$$E_0 = \bigcup_{j=1}^b \left\{ \begin{array}{l} (v_j^n(t_{c,j}, t_{p,j} | T_{c,j-1}, T_{p,j-1}, 1), s_j^n, x_{R,j}^n(T_{p,j-1} | T_{c,j-1}, 1), u_j^n(1, T_{c,j-1})) \notin A_\epsilon^n, \\ \forall t_{c,j} \in [1 : 2^{n\tilde{R}_c}], \forall t_{p,j} \in [1 : 2^{n\tilde{R}_p}] \end{array} \right\} \quad (129)$$

Define the following decoding events:

$$E_{(w_c, w_p)} = \left\{ \begin{array}{l} \bigcap_{j=1}^b A_j(w_c, w_p, t_{c,j}, t_{p,j}, t_{c,j-1}, t_{p,j-1}) \\ \text{for some } \mathbf{t}^b = (t_{c,1}, t_{p,1}, t_{c,2}, t_{p,2}, \dots, t_{c,b}, t_{p,b}). \end{array} \right\}, \quad (130)$$

where each $A_j(w_c, w_p, t_{c,j}, t_{p,j}, t_{c,j-1}, t_{p,j-1})$ is defined by:

$$\begin{aligned} & A_j(w_c, w_p, t_{c,j}, t_{p,j}, t_{c,j-1}, t_{p,j-1}) \\ & \triangleq \left\{ \begin{pmatrix} x_j^n(w_p | w_c, t_{c,j-1}), x_{R,j}^n(t_{p,j-1} | w_c, t_{c,j-1}), \\ v_j^n(t_{c,j}, t_{p,j} | t_{c,j-1}, t_{p,j-1}, w_c), u_j^n(w_c, t_{c,j-1}), y_j^n \end{pmatrix} \in A_\epsilon^n \right\}. \end{aligned} \quad (131)$$

Hence by the union bound,

$$\Pr(E) \leq \Pr(E_0) + \Pr(E_{(1,1)}^c \cap E_0^c) + \Pr\left(\bigcup_{(w_c, w_p) \neq (1,1)} E_{(w_c, w_p)}\right) \quad (132)$$

$$\begin{aligned} & \leq \Pr(E_0) + \Pr(E_{(1,1)}^c \cap E_0^c) + \sum_{w_c \neq 1, w_p \neq 1} \Pr(E_{(w_c, w_p)}) \\ & \quad + \sum_{w_c \neq 1} \Pr(E_{(w_c, 1)}) + \sum_{w_p \neq 1} \Pr(E_{(1, w_p)}). \end{aligned} \quad (133)$$

1) By the covering lemma in [31], $\Pr(E_0) \rightarrow 0$ as long as

$$R_v > I(V; S | X_R, U) \quad (134)$$

for sufficiently large n .

2) By the conditional joint typicality lemma in [31], $\Pr \left(E_{(1,1)}^c \mid E_0^c \right) \rightarrow 0$ for sufficiently large n .

3) For $\sum_{w_c \neq 1, w_p \neq 1} \Pr \left(E_{(w_c, w_p)} \right)$, we have

$$\begin{aligned} & \sum_{w_c \neq 1, w_p \neq 1} \Pr \left(E_{(w_c, w_p)} \right) \\ &= \sum_{w_c \neq 1, w_p \neq 1} \Pr \left(\bigcup_{\mathbf{t}^b} \bigcap_{j=1}^b A_j \left(w_c, w_p, t_{c,j}, t_{p,j}, t_{c,j-1}, t_{p,j-1} \right) \right) \end{aligned} \quad (135)$$

$$\leq \sum_{w_c \neq 1, w_p \neq 1} \sum_{\mathbf{t}^b} \Pr \left(\bigcap_{j=1}^b A_j \left(w_c, w_p, t_{c,j}, t_{p,j}, t_{c,j-1}, t_{p,j-1} \right) \right) \quad (136)$$

$$= \sum_{w_c \neq 1, w_p \neq 1} \sum_{\mathbf{t}^b} \prod_{j=1}^b \Pr \left(A_j \left(w_c, w_p, t_{c,j}, t_{p,j}, t_{c,j-1}, t_{p,j-1} \right) \right) \quad (137)$$

$$\leq \sum_{w_c \neq 1, w_p \neq 1} \sum_{\mathbf{t}^b} \prod_{j=2}^b \Pr \left(A_j \left(w_c, w_p, t_{c,j}, t_{p,j}, t_{c,j-1}, t_{p,j-1} \right) \right) \quad (138)$$

$$\leq 2^{nb(R_c + R_p)} 2^{nb(\tilde{R}_c + \tilde{R}_p)} 2^{-n(b-1)(I(X, X_R, V, U; Y) - \epsilon)} \quad (139)$$

where (136) holds by the union bound; (137) holds due to the independence of codebook for each block and the memoryless property of the channel; (138) follows from $0 \leq \Pr(A_j) \leq 1$; and (139) follows from the fact that

$$\Pr \left(A_j \left(w_c, w_p, t_{c,j}, t_{p,j}, t_{c,j-1}, t_{p,j-1} \right) \right) \leq 2^{-n(I(X, X_R, V, U; Y) - \epsilon)}$$

for arbitrary $\epsilon > 0$ and sufficiently large n when $w_c \neq 1$ and $w_p \neq 1$, by the standard argument on joint typicality [30, Theorem 15.2.1].

Thus $\sum_{w_c \neq 1, w_p \neq 1} \Pr \left(E_{(w_c, w_p)} \right) \rightarrow 0$ as long as

$$R_c + R_p < \frac{b-1}{b} (I(X, X_R, V, U; Y) - \epsilon) - (\tilde{R}_c + \tilde{R}_p) \quad (140)$$

for arbitrary $\epsilon > 0$ and sufficiently large n .

Setting $b \rightarrow \infty$, we have

$$R_c + R_p < I(X, X_R, V, U; Y) - (\tilde{R}_c + \tilde{R}_p). \quad (141)$$

4) For $\sum_{w_c \neq 1} \Pr(E_{(w_c, 1)})$, following similar arguments from (135) to (138), we have

$$\begin{aligned} & \sum_{w_c \neq 1} \Pr(E_{(w_c, 1)}) \\ & \leq \sum_{w_c \neq 1} \sum_{\mathbf{t}^b} \prod_{j=2}^b \Pr(A_j(w_c, 1, t_{c,j}, t_{p,j}, t_{c,j-1}, t_{p,j-1})) \end{aligned} \quad (142)$$

$$\leq 2^{nR_c} 2^{nb(\tilde{R}_c + \tilde{R}_p)} 2^{-n(b-1)(I(X, X_R, V, U; Y) - \epsilon)} \quad (143)$$

where (143) follows from the fact that

$$\Pr(A_j(w_c, 1, t_{c,j}, t_{p,j}, t_{c,j-1}, t_{p,j-1})) \leq 2^{-n(I(X, X_R, V, U; Y) - \epsilon)}$$

for arbitrary $\epsilon > 0$ and sufficiently large n when $w_c \neq 1$, by the standard argument on joint typicality [30, Theorem 15.2.1].

Thus $\sum_{w_c \neq 1} \Pr(E_{(w_c, 1)}) \rightarrow 0$ as long as

$$R_c < \frac{b-1}{b} (I(X, X_R, V, U; Y) - \epsilon) - (\tilde{R}_c + \tilde{R}_p) \quad (144)$$

for arbitrary $\epsilon > 0$ and sufficiently large n .

Setting $b \rightarrow \infty$, we have

$$R_c < I(X, X_R, V, U; Y) - (\tilde{R}_c + \tilde{R}_p). \quad (145)$$

But notice that (141) implies this bound, hence it is redundant.

5) For $\sum_{w_p \neq 1} \Pr(E_{(1, w_p)})$, again following similar arguments from (135) to (138), we have

$$\begin{aligned} & \sum_{w_p \neq 1} \Pr(E_{(1, w_p)}) \\ & \leq \sum_{w_p \neq 1} \sum_{\mathbf{t}_b} \sum_{\mathbf{t}^{b-1}} \prod_{j=2}^b \Pr(A_j(1, w_p, t_{c,j}, t_{p,j}, t_{c,j-1}, t_{p,j-1})) \end{aligned} \quad (146)$$

By the standard argument on joint typicality [30, Theorem 15.2.1] for enumerations over all $(t_{c,j}, t_{p,j}, t_{c,j-1}, t_{p,j-1})$ given any fixed $(w_c = 1, w_p \neq 1)$, we have

$$\Pr(A_j(1, w_p, t_{c,j}, t_{p,j}, t_{c,j-1}, t_{p,j-1})) \quad (147)$$

$$\leq \begin{cases} 2^{-n(I(X; Y | X_R, V, U) - \epsilon)}, & \text{if } t_{c,j-1} = 1, t_{p,j-1} = 1 \text{ and for any } t_{c,j}, t_{p,j} \\ 2^{-n(I(X, X_R, V; Y | U) - \epsilon)}, & \text{if } t_{c,j-1} = 1, t_{p,j-1} \neq 1 \text{ and for any } t_{c,j}, t_{p,j} \\ 2^{-n(I(X, X_R, V, U; Y) - \epsilon)}, & \text{if } t_{c,j-1} \neq 1 \text{ and for any } t_{p,j-1}, t_{c,j}, t_{p,j} \end{cases} \quad (148)$$

$$\stackrel{\Delta}{=} Q_j(1, w_p, t_{c,j-1}, t_{p,j-1}) \quad (149)$$

where the upper bound is dependent on $(t_{c,j-1}, t_{p,j-1})$ only, for arbitrary $\epsilon > 0$ and sufficiently large n . Then we have

$$\sum_{\mathbf{t}_{j-1}} Q_j(1, w_p, t_{c,j-1}, t_{p,j-1}) \quad (150)$$

$$\leq 2^{-n(I(X;Y|X_R,V,U)-\epsilon)} + 2^{n\tilde{R}_p} 2^{-n(I(X,X_R,V;Y|U)-\epsilon)} + 2^{n(\tilde{R}_c+\tilde{R}_p)} 2^{-n(I(X,X_R,V,U;Y)-\epsilon)} \quad (151)$$

$$\leq 3 \times 2^{-n(\min(\mathbf{I}_1, \mathbf{I}_2, \mathbf{I}_3)-\epsilon)} \quad (152)$$

with

$$\mathbf{I}_1 = I(X; Y | X_R, V, U), \quad (153)$$

$$\mathbf{I}_2 = I(X, X_R, V; Y | U) - \tilde{R}_p, \quad (154)$$

$$\mathbf{I}_3 = I(X, X_R, V, U; Y) - (\tilde{R}_c + \tilde{R}_p), \quad (155)$$

for arbitrary $\epsilon > 0$ and sufficiently large n .

Hence,

$$\begin{aligned} & \sum_{w_p \neq 1} \Pr(E_{(1, w_p)}) \\ & \leq \sum_{w_p \neq 1} \sum_{\mathbf{t}_b} \sum_{\mathbf{t}^{b-1}} \prod_{j=2}^b Q_j(1, w_p, t_{c,j-1}, t_{p,j-1}) \end{aligned} \quad (156)$$

$$= \sum_{w_p \neq 1} \sum_{\mathbf{t}_b} \prod_{j=2}^b \sum_{\mathbf{t}_{j-1}} Q_j(1, w_p, t_{c,j-1}, t_{p,j-1}) \quad (157)$$

$$\leq 2^{nb\tilde{R}_p} 2^{n(\tilde{R}_c+\tilde{R}_p)} 3^{(b-1)} 2^{-n(b-1)(\min(\mathbf{I}_1, \mathbf{I}_2, \mathbf{I}_3)-\epsilon)} \quad (158)$$

where (157) holds because $Q_j(1, w_p, t_{c,j-1}, t_{p,j-1})$ is dependent on $(t_{c,j-1}, t_{p,j-1})$ only when $w_p \neq 1$.

Thus $\sum_{w_p \neq 1} \Pr(E_{(1, w_p)}) \rightarrow 0$ as long as

$$R_p < \frac{b-1}{b} (\min(\mathbf{I}_1, \mathbf{I}_2, \mathbf{I}_3) - \epsilon) - \frac{1}{b} (\tilde{R}_c + \tilde{R}_p) - \frac{(b-1)\log_2 3}{nb} \quad (159)$$

for arbitrary $\epsilon > 0$ and sufficiently large n .

Setting $b \rightarrow \infty$ and $n \rightarrow \infty$, we have

$$R_p < \mathbf{I}_1 = I(X; Y | X_R, V, U), \quad (160)$$

$$R_p < \mathbf{I}_2 = I(X, X_R, V; Y | U) - \tilde{R}_p, \quad (161)$$

$$R_p < \mathbf{I}_3 = I(X, X_R, V, U; Y) - (\tilde{R}_c + \tilde{R}_p). \quad (162)$$

Again notice that (141) implies (162), hence (162) is redundant.

Collecting all the necessary constraints (126), (127), (134), (141), (160) and (161), combining with $R = R_c + R_p$, $R_v = \tilde{R}_c + \tilde{R}_p$, and applying Fourier-Motzkin elimination [31, Appendix D], we finally establish the achievable rate given by (14)–(15).

REFERENCES

- [1] C. E. Shannon, “Channels with side information at the transmitter,” *IBM Journal of Research and Development*, vol. 2, no. 4, pp. 289–293, October 1958.
- [2] S. I. Gel’Fand and M. S. Pinsker, “Coding for channel with random parameters,” *Problems of Control and Information Theory*, vol. 9, no. 1, pp. 19–31, 1980.
- [3] G. Keshet, Y. Steinberg, and N. Merhav, “Channel coding in the presence of side information,” *Foundations and Trends in Communications and Information Theory*, vol. 4, no. 6, pp. 445–586, 2007.
- [4] A. Lapidoth and Y. Steinberg, “The multiple access channel with causal and strictly causal side information at the encoders,” in *Proceedings of International Zurich Seminar on Communications*, March 2010.
- [5] —, “The multiple access channel with two independent states each known causally to one encoder,” in *Proceedings of IEEE International Symposium on Information Theory*, June 2010.
- [6] M. Costa, “Writing on dirty paper,” *IEEE Transactions on Information Theory*, vol. 29, no. 3, pp. 439–441, May 1983.
- [7] S. Sigurjonsson and Y. H. Kim, “On multiple user channels with state information at the transmitters,” in *Proceedings of IEEE International Symposium on Information Theory*, September 2005.
- [8] S. Jafar, “Capacity with causal and noncausal side information: A unified view,” *IEEE Transactions on Information Theory*, vol. 52, no. 12, pp. 5468–5474, December 2006.
- [9] T. Philosof, A. Khisti, U. Erez, and R. Zamir, “Lattice strategies for the dirty multiple access channel,” in *Proceedings of IEEE International Symposium on Information Theory*, June 2007.
- [10] A. Somekh-Baruch, S. Shamai (Shitz), and S. Verdú, “Cooperative multiple-access encoding with states available at one transmitter,” *IEEE Transactions on Information Theory*, vol. 54, no. 10, pp. 4448–4469, October 2008.
- [11] S. P. Kotagiri and J. N. Laneman, “Multiaccess channels with state known to some encoders and independent messages,” *EURASIP Journal on Wireless Communications and Networking*, vol. 2008, pp. 1–14, January 2008.
- [12] H. Permuter, S. Shamai (Shitz), and A. Somekh-Baruch, “Message and state cooperation in multiple access channels,” 2010, available online at <http://arxiv.org/abs/1006.2022>.
- [13] M. Mirmohseni, B. Akhbari, and M. R. Aref, “Compress-and-forward strategy for the relay channel with causal state information,” in *Proceedings of IEEE Information Theory Workshop*, October 2009.

- [14] B. Akhbari, M. Mirmohseni, and M. R. Aref, "State-dependent relay channel with private messages with partial causal and non-causal channel state information," in *Proceedings of IEEE International Symposium on Information Theory*, June 2010.
- [15] A. Zaidi, S. P. Kotagiri, J. N. Laneman, and L. Vandendorpe, "Cooperative relaying with state available noncausally at the relay," *IEEE Transactions on Information Theory*, vol. 56, no. 5, pp. 2272–2298, May 2010.
- [16] A. Zaidi, S. Shamai (Shitz), P. Piantanida, and L. Vandendorpe, "Bounds on the capacity of the relay channel with noncausal state information at source," in *Proceedings of IEEE International Symposium on Information Theory*, June 2010.
- [17] T. M. Cover and A. El Gamal, "Capacity theorems for the relay channel," *IEEE Transactions on Information Theory*, vol. 25, no. 5, pp. 572–584, September 1979.
- [18] C. E. Shannon, "The zero error capacity of a noisy channel," *IRE Transactions on Information Theory*, vol. 2, no. 3, pp. 8–19, September 1956.
- [19] M. Li, O. Simeone, and A. Yener, "Multiple access channels with states causally known at transmitters," November 2010, submitted to *IEEE Transactions on Information Theory*, available online at <http://arxiv.org/abs/1011.6639>.
- [20] S. H. Lim, Y. H. Kim, A. El Gamal, and S. Y. Chung, "Noisy network coding," 2010, available online at <http://arxiv.org/abs/1002.3188v2>.
- [21] A. El Gamal and S. Zahedi, "Capacity of a class of relay channels with orthogonal components," *IEEE Transactions on Information Theory*, vol. 51, no. 5, pp. 1815–1817, May 2005.
- [22] F. Willems, "The discrete memoryless multiple access channel with partially cooperating encoders," *IEEE Transactions on Information Theory*, vol. 29, no. 3, pp. 441–445, May 1983.
- [23] R. Dabora and S. D. Servetto, "Broadcast channels with cooperating decoders," *IEEE Transactions on Information Theory*, vol. 52, no. 12, pp. 5438–5454, December 2006.
- [24] S. I. Bross, A. Lapidoth, and M. A. Wigger, "The Gaussian MAC with conferencing encoders," in *Proceedings of IEEE International Symposium on Information Theory*, July 2008.
- [25] O. Simeone, O. Somekh, G. Kramer, H. V. Poor, and S. Shamai (Shitz), "Three-user Gaussian multiple access channel with partially cooperating encoders," in *Proceedings of the 42nd Asilomar Conference on Signals, Systems and Computers*, October 2008.
- [26] D. Gesbert, S. Hanly, H. Huang, S. Shitz, O. Simeone, and W. Yu, "Multi-cell MIMO cooperative networks: A new look at interference," *IEEE Journal on Selected Areas in Communications*, vol. 28, no. 9, pp. 1380–1408, December 2010.
- [27] V. Chandrasekhar, J. Andrews, and A. Gatherer, "Femtocell networks: a survey," *IEEE Communications Magazine*, vol. 46, no. 9, pp. 59–67, September 2008.
- [28] F. Willems, "Information theoretical results for the discrete memoryless multiple access channel," *PhD Thesis, Katholieke Univ. Leuven, Leuven, Belgium*, 1982.
- [29] A. Wyner and J. Ziv, "The rate-distortion function for source coding with side information at the decoder," *IEEE Transactions on Information Theory*, vol. 22, no. 1, pp. 1–10, January 1976.
- [30] T. M. Cover and J. A. Thomas, *Elements of Information Theory*. Wiley-Interscience, July 2006.
- [31] A. El Gamal and Y. H. Kim, "Lecture notes on network information theory," 2010, available online at <http://arxiv.org/abs/1001.3404>.
- [32] M. Aleksic, P. Razaghi, and W. Yu, "Capacity of a class of modulo-sum relay channels," *IEEE Transactions on Information Theory*, vol. 55, no. 3, pp. 921–930, March 2009.

- [33] J. Schalkwijk and T. Kailath, "A coding scheme for additive noise channels with feedback—I: No bandwidth constraint," *IEEE Transactions on Information Theory*, vol. 12, no. 2, pp. 172 – 182, April 1966.