

Cosmological constraints on dark matter models with velocity-dependent annihilation cross section

Junji Hisano^{a,b,c}, Masahiro Kawasaki^{b,c}, Kazunori Kohri^{d,e,f}, Takeo Moroi^{g,c},
Kazunori Nakayama^d and Toyokazu Sekiguchi^b

^a*Department of Physics, Nagoya University, Nagoya 464-8602, Japan*

^b*Institute for Cosmic Ray Research, University of Tokyo, Kashiwa 277-8582, Japan*

^c*Institute for the Physics and Mathematics of the Universe, University of Tokyo,
Kashiwa 277-8568, Japan*

^d*Cosmophysics Group, Theory Center, IPNS, KEK, Tsukuba, 305-0801, Japan*

^e*Department of Particle and Nuclear Physics, The Graduate University for Advanced
Studies, Tsukuba, 305-0801, Japan*

^f*Department of Physics, Tohoku University, Sendai 980-8578, Japan*

^g*Department of Physics, University of Tokyo, Bunkyo-ku, Tokyo 113-0033, Japan*

Abstract

We derive cosmological constraints on the annihilation cross section of dark matter with velocity-dependent structure, motivated by annihilating dark matter models through Sommerfeld or Breit-Wigner enhancement mechanisms. In models with annihilation cross section increasing with decreasing dark matter velocity, big-bang nucleosynthesis and cosmic microwave background give stringent constraints.

1 Introduction

In a weakly-interacting massive particle dark matter (WIMP DM) scenario, a DM particle with mass of $\mathcal{O}(100)$ GeV – $\mathcal{O}(1)$ TeV should have an (thermally-averaged) annihilation cross section of $\langle\sigma v\rangle \simeq 3 \times 10^{-26}$ cm³/s in order to reproduce the observed DM abundance due to the thermal production. On the other hand, recently reported excesses of cosmic-ray positron [1] and electron fluxes [2, 3, 4] may be interpreted as signatures of annihilating dark matter with fairly large annihilation cross section of order of $10^{-23} - 10^{-22}$ cm³/s depending on DM mass m , which is typically three orders of magnitude larger than the canonical value quoted above, although constraints from other observations, such as gamma-rays [5, 6, 7] and neutrinos [8, 9, 10, 11] are also stringent and might have already excluded some parameter regions.

One way to achieve the “boost factor” of $\mathcal{O}(10^3)$ is to make the DM annihilation cross section velocity-dependent. In this case the annihilation cross section in the early Universe is not same as that in the Galaxy or elsewhere, simply because typical velocity of the DM particle varies from place to place. Hence it is in principle possible that the DM has canonical annihilation cross section at the freezeout epoch in the early Universe reproducing the DM abundance observed by Wilkinson Microwave Anisotropy Probe (WMAP), while explaining the cosmic-ray positron/electron excesses. A common mechanism would be Sommerfeld enhancement of annihilation cross section [12, 13, 14]. If a DM interacts with a light particle through which it annihilates, non-perturbative effects enhance the annihilation cross section. The cross section is enhanced by inverse of the DM velocity, v^{-1} or v^{-2} , in this class of models. In the Breit-Wigner enhancement scenario on the other hand, DM annihilates through S -channel resonance where a particle in the intermediate state has a mass close to two times DM mass [15, 16, 17]. In this case the DM cross section can scale as v^{-4} at an earlier time or v^{-2} at a later time.

In these models the annihilation cross section increases as the temperature decreases in the early Universe, and hence DM continues to inject high energy particles through the cosmic history. Therefore, it is quite non-trivial whether these models satisfy constraints from big-bang nucleosynthesis (BBN) and cosmic microwave background (CMB). In the case of velocity-independent annihilation cross section, bounds from BBN [18, 19, 20, 21, 22] and CMB [23, 24, 25] were derived in previous works. In this paper, we extend the analysis to the velocity-dependent annihilation cross section and derive general upper bound on the annihilation cross section.

This paper is organized as follows. In Sec. 2 a simple prescription for treating the velocity-dependence of DM annihilation cross section is described. In Sec. 3 we present constraints from BBN and CMB and give implications on DM models. Sec. 4 is devoted to conclusions and discussion.

2 Dark matter with velocity-dependent cross section

2.1 Models of velocity-dependent annihilation cross section

Below we briefly give examples of DM with velocity-dependent annihilation cross section. After that we will explain our unified treatment for describing the cosmological effects from DM annihilation with velocity-dependent annihilation cross section.

2.1.1 Sommerfeld enhancement

A DM particle χ is assumed to have an interaction with ϕ , which may be a scalar or gauge boson with coupling constant α_χ , whose mass is much lighter than the DM mass: $m_\phi \ll m$. Let us consider the DM annihilation process mediated by ϕ exchanges. If the mass of ϕ is sufficiently small, the ϕ -mediated interaction can be regarded as a long-range force and such an annihilation cross section receives an enhancement S compared with tree-level perturbative expression [26],

$$S = \frac{\pi\alpha_\chi/v}{1 - e^{-\pi\alpha_\chi/v}}, \quad (1)$$

where v is the initial DM velocity in the center of mass frame. Thus the DM annihilation cross section is proportional to $1/v$ for $v \ll \alpha_\chi$. This $1/v$ enhancement saturates at $v \sim m_\phi/m$. There is another interesting effect caused by the bound state formation, which resonantly enhances the DM annihilation rate for some specific DM mass [12, 14]. It is known that the enhancement is proportional to v^{-2} near the zero-energy resonance, and this v^{-2} behavior also saturates due to the finite width of the bound state.

2.1.2 Breit-Wigner enhancement

In the Breit-Wigner enhancement scenario, DM particles annihilate through S -channel particle exchange (ϕ), where the mass of ϕ , m_ϕ , is close to $2m$. The square amplitude of this S -channel process is proportional to

$$|\mathcal{M}|^2 \propto \frac{1}{(v^2 + \delta)^2 + \gamma^2}, \quad (2)$$

where δ and γ are defined as $m_\phi^2 = 4m^2(1 - \delta)$ and $\gamma = \Gamma_\phi/m_\phi$ (Γ_ϕ is the decay width of ϕ), respectively. If δ and γ are much smaller than unity, we have $\langle\sigma v\rangle \propto v^{-4}$ in the limit $v^2 \gg \max[\delta, \gamma]$. At smaller velocity, it becomes proportional to v^{-2} . Finally, in sufficiently small v the cross section saturates at a constant value.

2.2 Energy injection from DM annihilation

Some DM models have velocity-dependent annihilation cross section as described above. In order to treat the effects of velocity-dependence, we phenomenologically parametrize

the annihilation cross section as

$$\langle\sigma v\rangle = \frac{\langle\sigma v\rangle_0}{\epsilon + (v/v_0)^n}, \quad (3)$$

where $\langle\sigma v\rangle_0$ is a constant, v is the (thermal-averaged) velocity of DM particle, and v_0 is the velocity at the freezeout of DM annihilation in the velocity-independent case. Typically, the freezeout temperature is given by $T_{\text{fo}} \sim m/25$ [27], which gives $v_0 \sim \sqrt{3}/5 \sim 0.3$; in our numerical calculations, we take $v_0 = \sqrt{3}/5$ independently of n although the freezeout epoch may deviate from T_{fo} given above. In Eq. (3), ϵ is a dimensionless parameter which determines the cutoff below which the velocity-dependence disappears. Since we are interested in the case that $\epsilon \ll 1$, we recover $\langle\sigma v\rangle \simeq \langle\sigma v\rangle_0$ in the limit $v \rightarrow v_0$.

The power law index n and the cutoff parameter ϵ depend on models. The Sommerfeld enhancement predicts $n = 1$ and $\epsilon \simeq m_\phi/m$, while it also predicts $n = 2$ in the zero-energy resonance region. In the Breit-Wigner enhancement, the DM annihilation cross section reduces to the form (3) with $n = 4$ and $\epsilon = [\delta^2 + \gamma^2]/v_0^4$ in the limit $v^2 \gg \max[\delta, \gamma]$. In another limit $v^2 \ll \max[\delta, \gamma]$, it is of the form with $n = 2$ and $\epsilon = [\delta^2 + \gamma^2]/(2\delta v_0^2)$, after rescaling $\langle\sigma v\rangle_0 \rightarrow \langle\sigma v\rangle_0 v_0^2/2\delta$. When the annihilation cross section with $n = 4$, the DM annihilation cross section is large enough to reduce the DM number density significantly even below the freezeout temperature. Thus, we consider the cases of $n = 1$ and 2 in the following analysis, and it would give conservative bounds on the Breit-Wigner enhancement.

With the annihilation cross section being given, the annihilation term in the Boltzmann equation, which governs the evolution of the number density of DM n_{DM} , is given by

$$\left[\frac{dn_{\text{DM}}}{dt}\right]_{\text{ann}} = -n_{\text{DM}}^2 \langle\sigma v\rangle. \quad (4)$$

In deriving constraints from BBN and CMB, spectra of injected energy per unit time are needed for all the daughter particles. For the particle species i , such a quantity is given by

$$\left[\frac{df_i(E)}{dt}\right]_{\text{ann}} = \frac{1}{2} n_{\text{DM}}^2 \langle\sigma v\rangle \frac{dN_i}{dE}, \quad (5)$$

where dN_i/dE is the energy spectrum of i from the pair annihilation of DM. The energy spectra of decay products depend on the property of DM; for a given decay process, we calculate dN_i/dE by using PYTHIA package [28].

In order for a qualitative understanding of the effects of velocity-dependent cross section, it is instructive to consider the total energy injection $\Delta\rho$ in typical cosmic time, which is $\sim H^{-1}$, with H being the expansion rate of the universe. For this purpose, let us define

$$\frac{\Delta\rho}{s} \equiv \frac{1}{2} \frac{E_{\text{vis}} n_{\text{DM}}^2 \langle\sigma v\rangle H^{-1}}{s}, \quad (6)$$

where E_{vis} is the total release of visible energy in one pair-annihilation process of DM, and s is the entropy density. Because we consider the case that the cosmic expansion is (almost) unaffected by the DM annihilation, the quantity $\Delta\rho/s$ is approximately proportional to the amount of injected energy in a comoving volume per Hubble time. Numerically, we obtain

$$\frac{\Delta\rho}{s} \simeq 2.9 \times 10^{-18} \text{ GeV} \left(\frac{T}{1 \text{ keV}} \right) \left(\frac{E_{\text{vis}}}{2m} \right) \left(\frac{1 \text{ TeV}}{m} \right) \left(\frac{\langle\sigma v\rangle_0}{1 \text{ pb}} \right) \min \left[\frac{1}{\epsilon}, R_e \right], \quad (7)$$

where T is the cosmic temperature. In addition, for the convenience of the following discussion, we have introduced the enhancement factor

$$R_e \equiv \left(\frac{v_0}{v} \right)^n. \quad (8)$$

We have set the present DM energy density to be consistent with the WMAP observation, $\Omega_c h^2 \simeq 0.11$ [29].¹ In the case of velocity-independent cross section (where $\langle\sigma v\rangle = \langle\sigma v\rangle_0$), it is evident that the energy injection per comoving volume decreases as T decreases. This is natural since the DM number density decreases as the Universe expands. In the case of the velocity-dependent cross section, however, some non-trivial features appear. First note that the velocity is estimated as

$$\begin{aligned} \frac{v}{v_0} &= \sqrt{\frac{25T}{m}} \propto T^{1/2} & \text{for } T > T_{\text{kd}}, \\ \frac{v}{v_0} &= \sqrt{\frac{25T_{\text{kd}}}{m}} \frac{T}{T_{\text{kd}}} \propto T & \text{for } T < T_{\text{kd}}, \end{aligned} \quad (9)$$

where T_{kd} denotes the temperature at the *kinetic decoupling*.² Below this temperature, a DM particle cannot maintain kinetic equilibrium with thermal plasma, and hence it propagates freely and loses its momentum only adiabatically by the Hubble expansion. Notice that typical kinetic decoupling temperature for WIMP DM is much smaller than the freezeout temperature (we may say $T_{\text{kd}} \sim \text{keV} - \text{MeV}$ for WIMP DM candidates) [32, 33, 34, 35]. Thus it is found that, for $T < T_{\text{kd}}$ and $n \geq 1$, the energy injection (7) is constant, or increases as T decreases as long as the velocity dependence is not saturated. In Fig. 1, we plot $\Delta\rho/s$ as a function of time for $n = 1$ (top) and $n = 2$ (bottom). Red solid lines correspond to $T_{\text{kd}} = 1 \text{ MeV}$, and green dashed lines correspond to $T_{\text{kd}} = 1 \text{ keV}$, for $\epsilon = 10^{-3} - 10^{-9}$ from bottom to top. $T_{\text{kd}} = 1 \text{ keV}$ approximately corresponds to a lower bound on the temperature of kinetic decoupling in order not to suppress the density fluctuation for a formation of the Lyman- α clouds [36]. We have

¹ In the standard thermal relic scenario, $\langle\sigma v\rangle_0$ is fixed once we fix the DM abundance, though it deviates from the canonical value ($\sim 3 \times 10^{-26} \text{ cm}^3/\text{s}$) due to the velocity dependence around the DM freezeout epoch, especially in the case of $n = 2$ [30, 31]. In the following we derive upper bound on $\langle\sigma v\rangle_0$ with fixed DM abundance.

²Precisely speaking, there appears a dependence on the relativistic degrees of freedom g_{*s} for $T < T_{\text{kd}}$, as $v \propto g_{*s}(T)^{1/3} T$. We have taken into account this correction.

taken $\langle\sigma v\rangle_0 = 3 \times 10^{-26} \text{ cm}^3/\text{s}$, $m = 1 \text{ TeV}$ and $E_{\text{vis}} = 2m$. Then, even at $T \sim 0.1 \text{ MeV}$, we get an enhancement factor of the order of $R_e \sim 10^3$ ($\sim 10^6$) with $n = 1$ ($n = 2$). This implies that constraints become stronger than the case of usual DM without velocity dependence.

In the following we perform detailed calculations of the effects on BBN and CMB, and derive constraints on the cross section with various choice of ϵ and T_{kd} .

3 Constraints from BBN and CMB

3.1 Constraints from BBN

3.1.1 Basic picture

It has been known that injection of high-energy particles which are emitted through the annihilation of long-lived massive particles during/after the big-bang nucleosynthesis epoch (at a cosmic time $t = 10^{-2} - 10^{12} \text{ sec}$) significantly changes the light element abundances [18, 19, 20, 21, 22, 37]. However, the effect of the injection highly depends on what particles are injected. We discuss two possibilities: (i) injection of electromagnetic particles and (ii) injection of hadronic particles in this section.

The injection of high-energy electromagnetic particles such as photon and electron induces the electromagnetic cascade, which produces a lot of energetic photons. Those photons destroy the background ${}^4\text{He}$ and produce lighter elements such as deuterium (D), tritium (T), ${}^3\text{He}$, and heavier elements such as ${}^6\text{Li}$ nonthermally at $t \gtrsim 10^6 \text{ sec}$. In particular there is a striking feature that the ${}^3\text{He}$ to D ratio (${}^3\text{He}/\text{D}$) tends to increase. By comparing to the observed value of ${}^3\text{He}/\text{D}$, this gives us the most stringent bound on the annihilation cross section in case of the injection of electromagnetic particles [22]. This reaction occurs at the cosmic temperature of $T \sim 10^{-4} \text{ MeV}$. It is notable that this constraint from BBN [38] is stronger than that on the μ - or y -distortion from the Planck distribution of CMB [39].

On the other hand, the injection scenario of high-energy hadrons such as pion, proton (p), neutron (n) and their antiparticles might be more complicated, but has been understood in detail [38, 40]. The emitted high-energy neutron and proton destroy the background ${}^4\text{He}$ and produce D, T, ${}^3\text{He}$ or ${}^6\text{Li}$. The charged pions, $n\bar{n}$ and $p\bar{p}$ pairs induce an extra-ordinal interconversion between the background proton and neutron, which makes the neutron to proton ratio (n/p) increase. Then this mechanism produces more ${}^4\text{He}$. In terms of the annihilating dark matter, the overproduction of D or the increase of ${}^3\text{He}$ to deuterium ratio (${}^3\text{He}/\text{D}$) gives us the most stringent constraint on the annihilation cross section [21, 22].

In the following, we perform a detailed calculation of the light-element abundances; to take account of the injection of hadronic and electromagnetic particles, we follow the procedure given in [38]. Then, comparing the theoretical prediction with the updated observational constraints, we derive precise upper bounds on the annihilation cross section as a function of the DM mass.

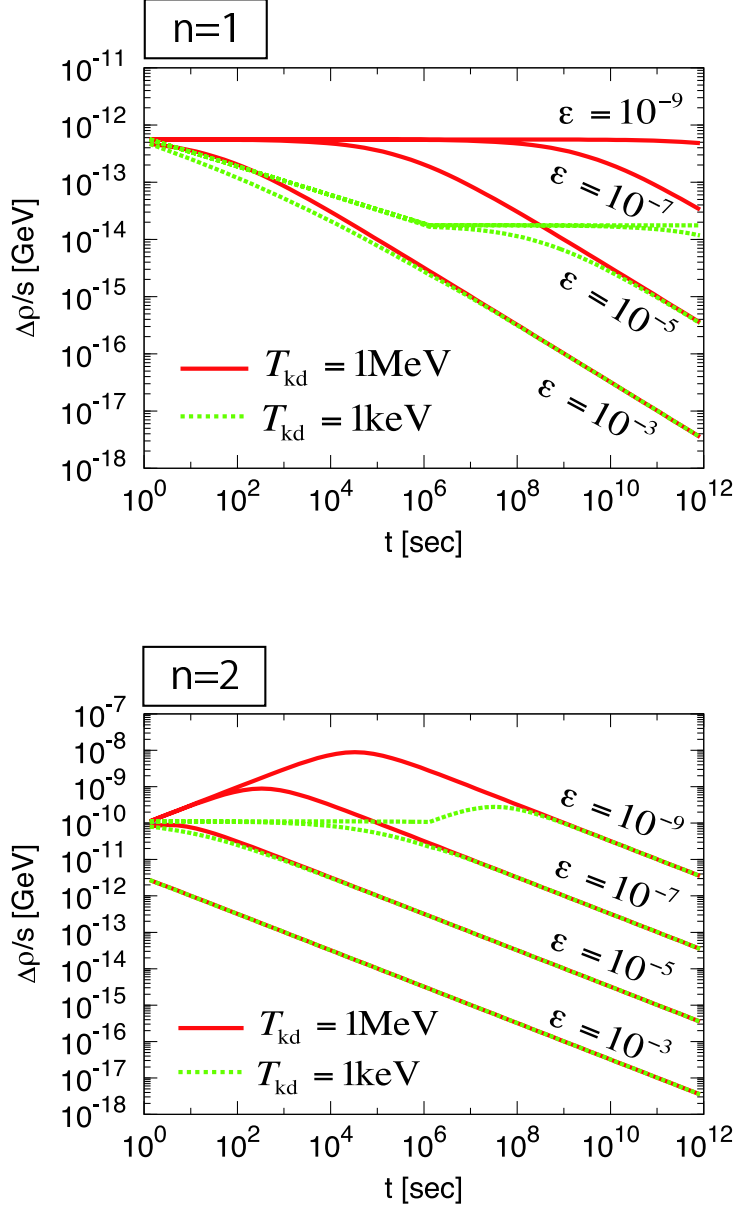


Figure 1: Energy injection from DM annihilation per entropy density per Hubble time as a function of time for $n = 1$ (top panel) and $n = 2$ (bottom panel). Red solid lines correspond to $T_{\text{kd}} = 1 \text{ MeV}$ and green dashed lines correspond to $T_{\text{kd}} = 1 \text{ keV}$, for $\epsilon = 10^{-3}, 10^{-5}, 10^{-7}, 10^{-9}$ from bottom to top. We have taken $\langle\sigma v\rangle_0 = 3 \times 10^{-26} \text{ cm}^3/\text{s}$ and $m = 1 \text{ TeV}$.

3.1.2 Observational light element abundances

Next we discuss observational limits on D/H and ${}^3\text{He}/\text{D}$ which are adopted in this study. In the previous work [22], it was shown that these elements give us more stringent constraints than the others. The recent observation of the metal-poor QSO absorption line system QSO Q0913+072, together with the six previous measurements, leads to value of the primordial deuterium abundance with a sizable dispersion [41],

$$(n_{\text{D}}/n_{\text{H}})_{\text{p}} = (2.82 \pm 0.20) \times 10^{-5}. \quad (10)$$

Compared with data adopted in the previous analyses in Refs. [21, 22], the error of $(n_{\text{D}}/n_{\text{H}})_{\text{p}}$ has been reduced by about 20 %.

We adopt an upper limit on $n_{3\text{He}}/n_{\text{D}}$ which is recently observed in protosolar clouds [42],

$$(n_{3\text{He}}/n_{\text{D}})_{\text{p}} < 0.83 + 0.27. \quad (11)$$

This value was also used in Ref. [22].

3.1.3 Constraints on electromagnetic particle injection

Here we discuss the case of an electromagnetic annihilation modes into electron and/or photon. It is notable that the total amount of energies into electromagnetic modes approximately determines the bound, independently of the detail of each mode. In Fig. 2 we plot the upper bounds on the annihilation cross section obtained from the observational limit on ${}^3\text{He}/\text{D}$, with $n = 1$ (top) and $n = 2$ (bottom) for various values of $\epsilon = 10^{-10} - 10^{-3}$. Here the kinetic decoupling temperature is set to be 1 MeV. The dashed line denotes the canonical annihilation cross section ($= 3 \times 10^{-26} \text{cm}^3/\text{sec}$). In the top panel, we see that the bounds highly depend on the cutoff parameter ϵ when $\epsilon \gtrsim 10^{-7}$. This behavior can be understood from the fact that the production of ${}^3\text{He}$ becomes most efficient when $T \sim 10^{-4}$ MeV; at such a temperature, the enhancement factor is estimated as $R_e^{-1} \sim 5 \times 10^{-7} (T_{\text{kd}}/\text{MeV})^{-1/2} (m/\text{TeV})^{-1/2} (T/10^{-4}\text{MeV})$, which becomes smaller than $\sim 10^{-7}$ with the present choice of parameters. Then, when $\epsilon \gtrsim 10^{-7}$, the cross section is enhanced purely by the factor of ϵ^{-1} . To allow the canonical value of the annihilation cross section for a few TeV mass of dark matter, we need $\epsilon \gtrsim 10^{-4.5}$ at least. In the case of $n = 2$ which is plotted in the bottom panel of Fig. 2, R_e^{-1} is much smaller than ϵ everywhere in this parameter space. Therefore ϵ^{-1} determines the enhancement of the annihilation cross section, and there exists a simple scaling law for the line of the limits, which means that the upper bound is proportional to ϵ .

This feature is slightly different in case of $T_{\text{kd}} = 1$ keV. Because the inverse of the enhancement factor with $n = 1$ is the order of $R_e^{-1} \sim 1 \times 10^{-5}$, any constraints with $\epsilon \lesssim 1 \times 10^{-5}$ is insensitive to ϵ . In case of $n = 2$, the constraint is same as the bottom panel of Fig. 2 because of the same reason.

3.1.4 Constraints on hadron injection

When we consider the injection of hadronic particles, the limit is completely different from that of the electromagnetic particles. The constraint on the overproduction of the

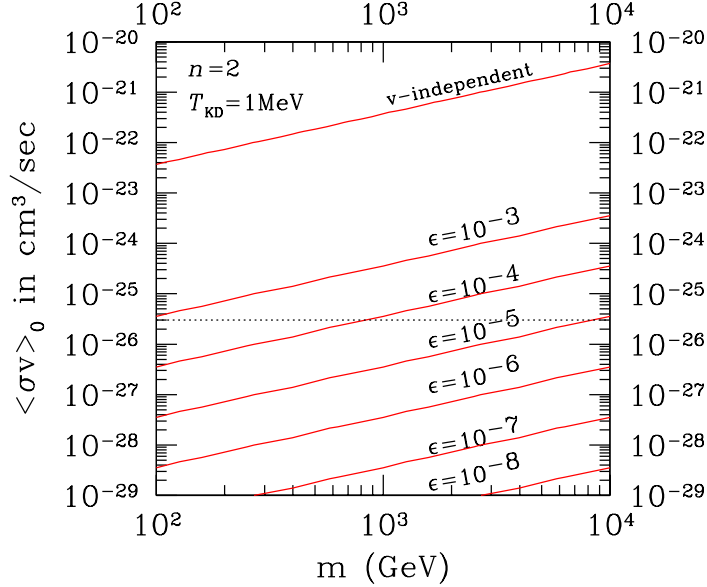
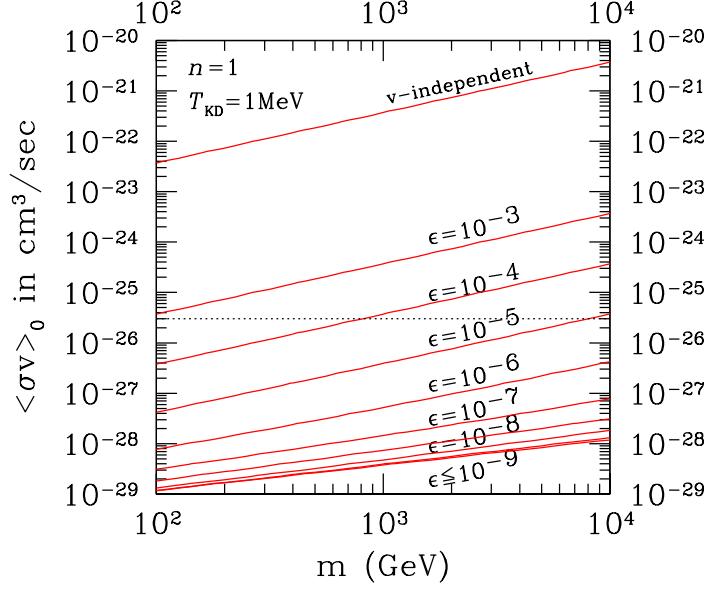


Figure 2: Upper bound on the annihilation cross section obtained from the observational ${}^3\text{He}/\text{D}$ limit with $n = 1$ (top) and $n = 2$ (bottom) for various values of $\epsilon = 10^{-10}$ – 10^{-3} . Here DM is assumed to annihilate purely radiatively into electron and/or photon. The kinetic decoupling temperature is set to be 1 MeV. The dashed line denotes the canonical annihilation cross section ($= 3 \times 10^{-26} \text{cm}^3 \text{sec}^{-1}$).

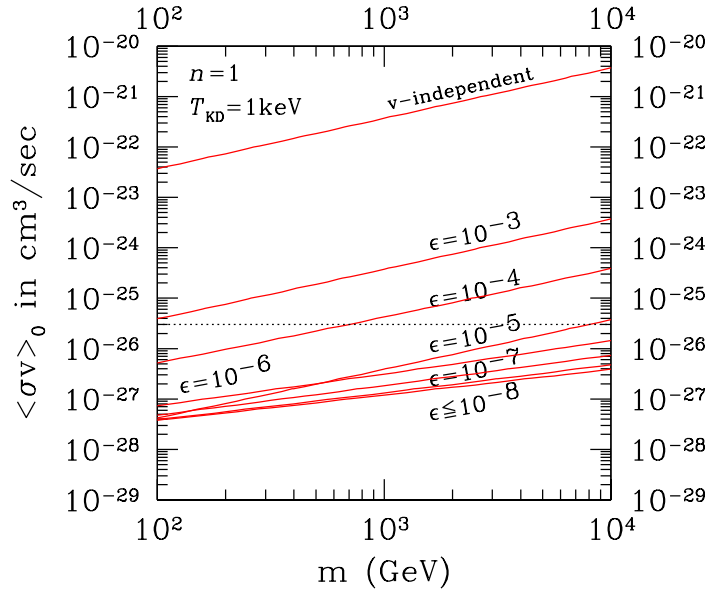


Figure 3: Same as Fig. 2, but for the kinetic decoupling temperature set to be 1 keV. The case of $n = 2$ is completely same as the bottom panel of Fig. 2.

deuterium due to the ${}^4\text{He}$ destruction often gives the most stringent constraint [22]. To study the hadronic injection, hereafter, we assume DM annihilates into a W -boson pair as a typical hadronic DM annihilation channel; in such a case, significant amount of hadrons are produced by the subsequent decay of the W bosons produced by the DM annihilation. Constraints do not change much for other cases, such as DM annihilation into $b\bar{b}$ [22]. In Fig. 4 we plot the upper bound on the annihilation cross section obtained from the observational limit on D/H with $n = 1$ (top) and $n = 2$ (bottom). The kinetic decoupling temperature is set to be 1 MeV. First let us consider the case of $n = 1$. Because the hadrodissociation processes become most effective at $T \sim 10^{-2}$ MeV, for which the enhancement factor is estimated as $R_e^{-1} \sim 5 \times 10^{-5} (T_{\text{kd}}/\text{MeV})^{-1/2} (m/\text{TeV})^{-1/2} (T/10^{-2}\text{MeV})$, the constraint is determined only by the value of ϵ if $\epsilon \gtrsim 10^{-5}$. To agree with the canonical annihilation cross section, we have to assume $\epsilon \gtrsim 10^{-3}$ for a few TeV mass of dark matter.

If the kinetic decoupling occurs at around 1 keV, the enhancement factor behaves differently from the case of $T_{\text{kd}} = 1$ MeV because the hadrodissociation occurs before the time of the kinetic decoupling. As is shown in Fig. 5, then the enhancement factor is estimated to be $R_e^{-1} \sim 5 \times 10^{-4} (T/10^{-2}\text{MeV})^{1/2} (m/\text{TeV})^{-1/2}$ at $T = 10^{-2}$ MeV, from which we easily find that the constraint is independent of ϵ for $\epsilon \lesssim 10^{-4}$.

When we consider $n = 2$, the cutoff parameter determines the upper bound everywhere in the current parameter space for both $T_{\text{kd}} = 1$ MeV and 1 keV. The result is shown in the bottom panel of Fig. 4 as a representative of both cases.

Although so far we have discussed the limit from D/H, consideration of other light elements sometimes tighten the constraint. In particular the limit from ${}^3\text{He}/\text{D}$ by the photodissociation of ${}^4\text{He}$ could also give us stronger limits. Note that even in the annihilation into quarks and gluons, the photodissociation occurs because a sizable amount of the electromagnetic particles is also injected as decay products. For example, the electromagnetic energy corresponds to $\sim 47\%$ of the total energy in case of the annihilation into a W -boson pair [22]. In Refs. [21, 22, 37], it has been shown that the upper bound from ${}^3\text{He}/\text{D}$ due to the photodissociation accompanied with the hadronic annihilation is much weaker than that from D/H when the annihilation cross section does not depend on v . The bound on ϵ from D/H was severer than the one from ${}^3\text{He}/\text{D}$ by three or four order of magnitude. On the other hand in case of the v -dependent cross section, the situation can be altered since the enhancement factor depends on the temperature.

Because the constraint on ${}^3\text{He}/\text{D}$ is sensitive to the cosmic history at $T \sim 10^{-4}$ MeV, the enhancement factor is the order of $\sim 10^7$ for $T_{\text{kd}} = 1$ MeV with $n = 1$. For a small cutoff parameter $\epsilon \lesssim 10^{-8}$, then the constraint from ${}^3\text{He}/\text{D}$ can become stronger than that from D/H for $m \gtrsim 1$ TeV. This feature is shown in the top panel of Fig. 6. In this figure we plot the constraint only from ${}^3\text{He}/\text{D}$, ignoring the D/H constraint. Notice that large amounts of D are produced in most parameter space as is seen from Fig. 4. Since hadro/photo-dissociations of ${}^4\text{He}$ also create ${}^3\text{He}$, both D and ${}^3\text{He}$ are produced from the standard BBN and hadro/photo-dissociation processes. For sufficiently large $\langle\sigma v\rangle_0$, both D and ${}^3\text{He}$ are produced by the hadrodissociation of ${}^4\text{He}$ at $T \sim 10^{-2}\text{MeV}$, and the constraint comes from the additional photodissociation effects at around $T \sim 10^{-4}\text{MeV}$. These mixed processes complicate the behavior of the lines in Fig. 6. There is no simple

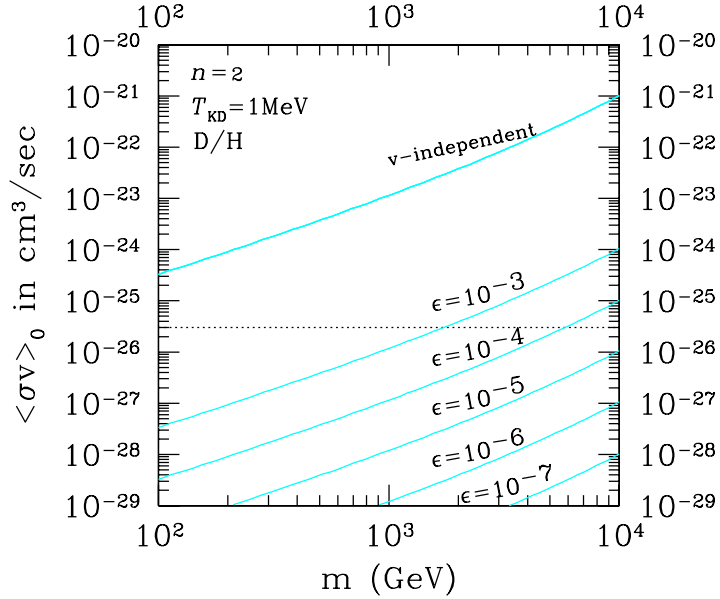
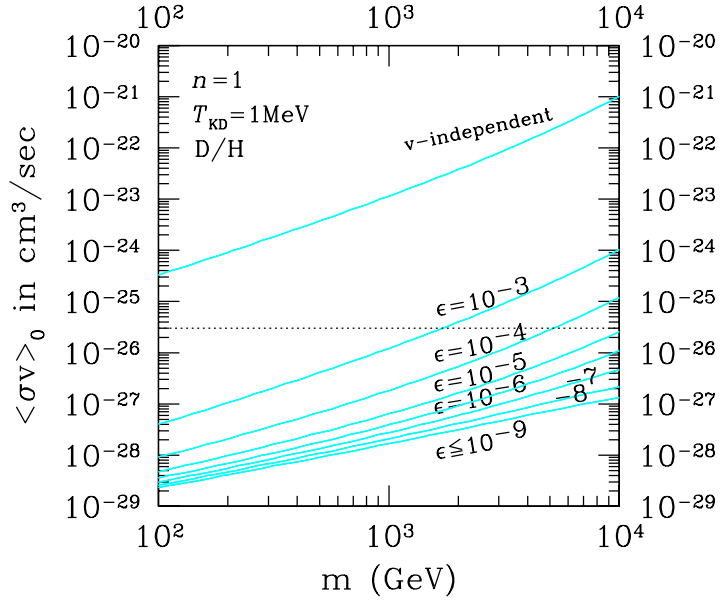


Figure 4: Upper bound on the annihilation cross section obtained from the observational D/H limit with $n = 1$ (top) and $n = 2$ (bottom) for various values of $\epsilon = 10^{-10} - 10^{-3}$. Here DM is assumed to annihilate into a W -boson pair. The kinetic decoupling temperature is set to be 1 MeV. The dashed line denotes the canonical annihilation cross section ($= 3 \times 10^{-26} \text{cm}^3/\text{sec}$) which gives the right amount of the dark-matter relic density.

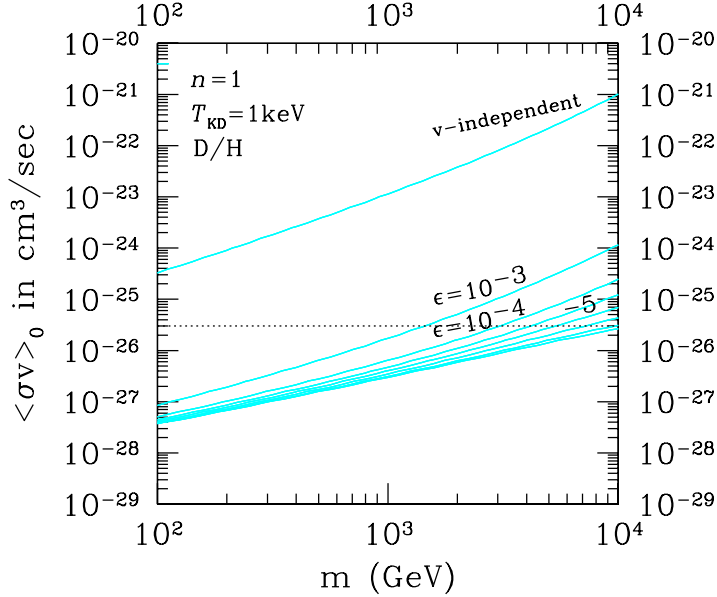


Figure 5: Same as Fig. 4, but for the kinetic decoupling temperature set to be 1 keV. The case of $n = 2$ is same as the bottom plot of Fig. 4.

scaling law among lines with respect to the line of v -independent constraint. On the other hand, if we take $n = 2$, the bound from ${}^3\text{He}/\text{D}$ is always weaker than that of D/H . This is clearly shown in the bottom panel of Fig. 6.

We also consider the case of $T_{\text{kd}} = 1$ keV. Results are shown in Fig. 7. As in the previous case, the constraint is mostly from the abundance of D. In some parameter region, however, ${}^3\text{He}/\text{D}$ gives the most stringent constraint. This fact is seen in the case of $n = 1$ for $m \gtrsim 1$ TeV and $\epsilon \lesssim 10^{-6}$. In addition, for $n = 2$ (the bottom panel of Fig. 7), a simple scaling law (i.e., the proportionality of the upper bound on $\langle\sigma v\rangle_0$ to ϵ) breaks down once ϵ becomes smaller than 10^{-8} ; for such a small value of ϵ , the constraint becomes significantly stringent. This feature can be understood analytically because, for $\epsilon \lesssim 10^{-8}$, $\Delta\rho/s$ starts to increase as a function of t after $t = 10^6$ sec ($T = 1$ keV). Such a behavior is clearly seen as the dashed line in the bottom panel of Fig. 1.

Before closing this subsection, we comment on the constraints from the Li abundances. Photo/hadro-dissociation processes also modify abundances of ${}^6\text{Li}$ and ${}^7\text{Li}$. However, constraints from observations of ${}^7\text{Li}/\text{H}$ and ${}^6\text{Li}/\text{H}$ are weaker than those from D/H and/or ${}^3\text{He}/\text{D}$ for annihilating DM [22].

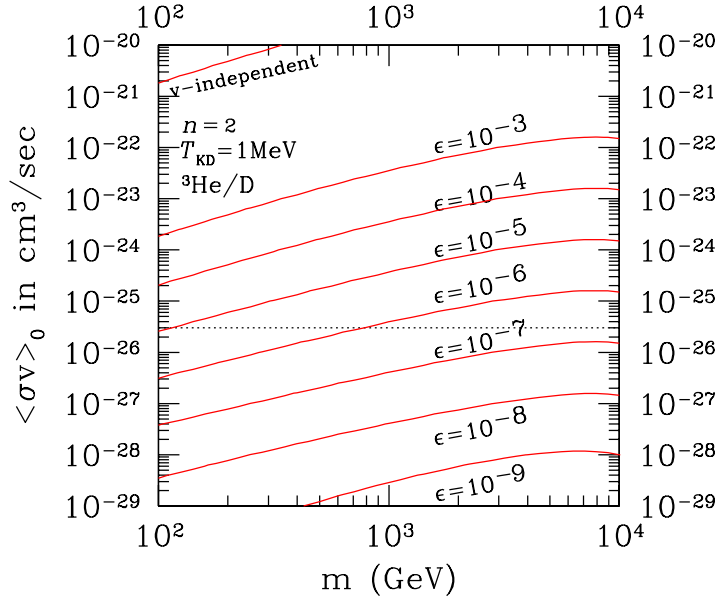
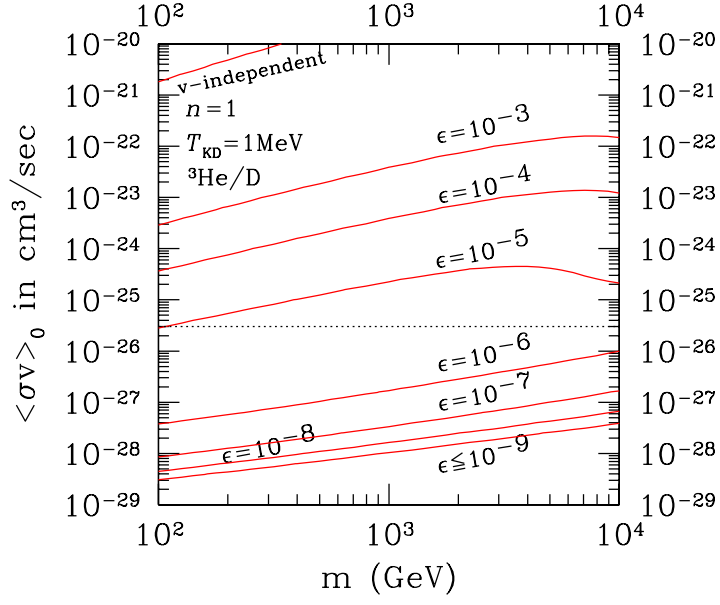


Figure 6: Same as Fig. 2, but for DM annihilating into a W -boson pair.

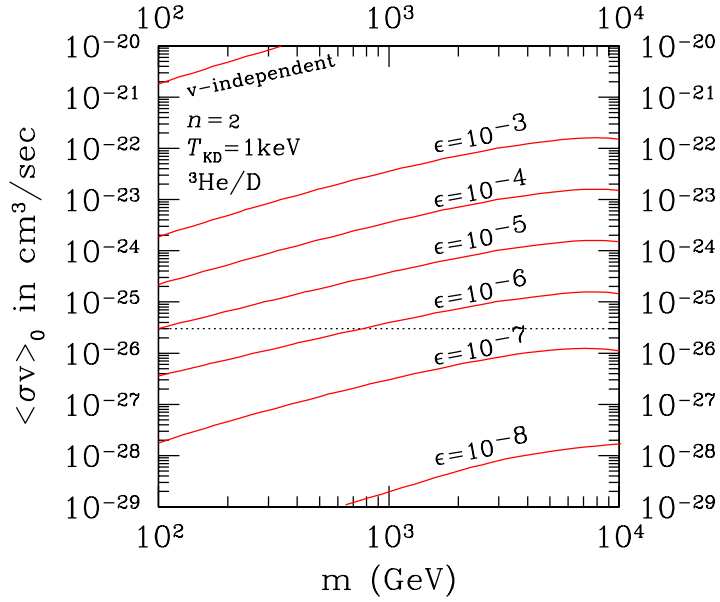
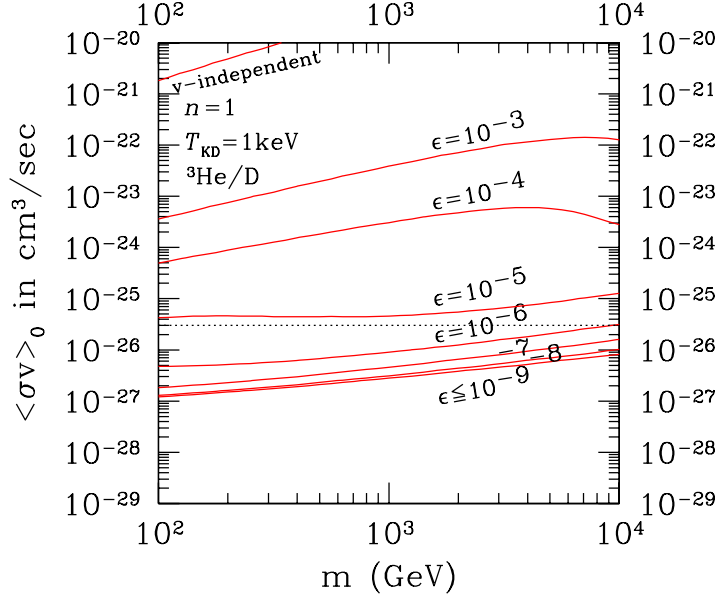


Figure 7: Same as Fig. 3, but for DM annihilating into a W -boson pair with $n = 1$ (top) and $n = 2$ (bottom) .

3.2 Constraints from CMB

Energy injection around the recombination epoch affects the CMB anisotropy [45, 23, 24, 25].³ This is because injected energy can ionize neutral hydrogens and modify the standard recombination history of the Universe. The effect is characterized by the quantity $d\chi_{\text{ion}}^{(i)}(E, z', z)$, which represents the fraction of injected electron (photon) energy E for $i = e(\gamma)$ at the redshift z' used for ionization of the hydrogen atom at the redshift between z and $z + dz$. The evolution equation of the ionization fraction of the hydrogen atom, x_e , includes the following additional term,

$$-\left[\frac{dx_e}{dz}\right]_{\text{DM}} = \int \frac{dz'}{H(z')(1+z')} \frac{n_{\text{DM}}^2(z')\langle\sigma v\rangle}{n_H(z')} \frac{m}{E_{\text{Ry}}} \frac{d\chi_{\text{ion}}^{(F)}(m, z', z)}{dz}, \quad (12)$$

where $E_{\text{Ry}} = 13.6$ eV is the Rydberg energy, n_H is the number density of the hydrogen atom and

$$\frac{d\chi_{\text{ion}}^{(F)}(m, z', z)}{dz} = \int dE \frac{E}{m} \left[\frac{dN_e^{(F)}}{dE} \frac{d\chi_{\text{ion}}^{(e)}(E, z', z)}{dz} + \frac{1}{2} \frac{dN_\gamma^{(F)}}{dE} \frac{d\chi_{\text{ion}}^{(\gamma)}(E, z', z)}{dz} \right]. \quad (13)$$

Here F denotes the final state of the DM annihilation, e.g., $F = e^+e^-$, W^+W^- , etc., and $dN_{e,\gamma}^{(F)}/dE$ denotes the energy spectrum of the electron (photon) generated from the cascade decay of F . In the case of $F = e^+e^-$, we have $dN_e^{(F)}/dE = \delta(E - m)$. For general final state F , it is evaluated by the PYTHIA code [28]. We follow the methods described in Refs. [25, 46] to compute $d\chi_{\text{ion}}(E, z', z)/dz$. This term is included in the RECFAST code [47] implemented in the CAMB code [48] for calculating the CMB anisotropy.

Additional energy injections from DM annihilation around the recombination epoch cause ionization of neutral hydrogen atoms. Thus the effect is to slow down the recombination of the Universe. As a result, anisotropies in CMB are dumped at small scales due to the increase in thickness of the last scattering surface. Fig. 8 shows the TT power spectrum of the CMB temperature anisotropy, with/without DM annihilation effect. The solid line corresponds to the best-fit Λ CDM model without DM annihilation, and dotted line to DM annihilation cross section into e^+e^- with $\langle\sigma v\rangle = 10^{-24}\text{cm}^3/\text{sec}$ and dashed line to DM annihilation cross section with $\langle\sigma v\rangle = 10^{-23}\text{cm}^3/\text{sec}$, while all cosmological parameters are fixed. Here we have taken $m = 1\text{TeV}$ with velocity-independent annihilation cross section. It is seen that DM annihilation effects suppress the TT spectrum, reflecting the increase in thickness of the last scattering surface.

It is not hard to imagine that this effect has a degeneracy with other cosmological parameters. In particular, the increase of the reionization optical depth causes similar effects. In order to derive conservative bounds on the DM annihilation cross section, we must take into account degeneracies between DM annihilation effect and other cosmological parameters. We have derived 2σ constraints using a profile likelihood function where the other cosmological parameters including the six standard ones ($\omega_b, \omega_c, \Omega_\Lambda, n_s, \tau, \Delta_{\mathcal{R}}^2$ in

³ DM annihilation also induces CMB spectral distortion, which is constrained from COBE FIRAS measurement [43]. This constraint is weaker than that from anisotropy measurements [39, 44].

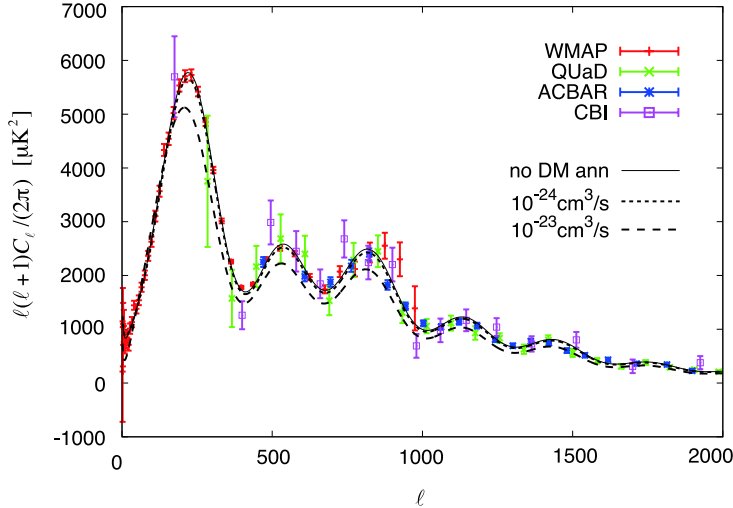


Figure 8: Power spectrum of the CMB anisotropy with no DM annihilation effect (solid), with $\langle\sigma v\rangle = 10^{-24}\text{cm}^3/\text{sec}$ (dotted) and $\langle\sigma v\rangle = 10^{-23}\text{cm}^3/\text{sec}$ (dashed) for $m = 1\text{TeV}$ and assuming DM annihilation into e^+e^- with velocity-independent annihilation cross section. Also shown are data points from WMAP, QUaD, ACBAR and CBI.

the notation of Ref. [49]) and the amplitude of the Sunyaev-Zel’dovich effect are marginalized so that the original likelihood function is maximized for given DM annihilation cross section and mass. The likelihood surface is scanned by using the CosmoMC code [50]; in our analysis, we have modified the CosmoMC code to take account of the above mentioned effect of energy injection. The used datasets include WMAP [49], ACBAR [51], CBI [52] and QUaD [53]. As opposed to BBN constraints, CMB constraint depends on the injected radiative energy, hence purely leptonic annihilation is more strongly constrained than the hadronic one.

The result is presented in Fig. 9 where we plot upper bounds on the annihilation cross section obtained from CMB anisotropy data as a function of DM mass for $\epsilon = 10^{-3} - 10^{-7}$. DM is assumed to annihilate into e^+e^- pair in the top panel and W^+W^- in the bottom panel. Here we have taken $n = 1$ and $T_{\text{kd}} = 1\text{MeV}$. We have checked that the results do not change for $n = 2$ and/or $T_{\text{kd}} = 1\text{keV}$. This is because the CMB constraint is sensitive to the annihilation rate at around the recombination epoch, $T \lesssim 1\text{eV}$, and hence the annihilation cross section is already saturated for most interesting range of ϵ for both $n = 1$ and $n = 2$. Comparing them with BBN constraints, it is found that the CMB constraint is severer for the leptonic annihilation case independently of the parameters.

In the case of hadronic annihilation with $m \lesssim$ a few TeV, the situation is not so simple. For $n = 1$ and $T_{\text{kd}} = 1\text{MeV}$, CMB gives weaker constraint than BBN for $\epsilon \gtrsim 10^{-4}$, as seen from Fig. 4, but becomes tighter for $\epsilon \lesssim 10^{-4}$. The situation is similar for $T_{\text{kd}} = 1\text{keV}$. This is because the BBN constraint from the observation of D/H is sensitive to the annihilation at $T \sim 10^{-2}\text{MeV}$, and the annihilation cross section do not saturate at that epoch for small ϵ for $n = 1$. On the other hand, for $n = 2$, BBN gives tighter constraint than the

CMB for parameter ranges shown in the figures.

Therefore, CMB takes complementary role to BBN in constraining the DM annihilation with velocity-dependent annihilation cross section.

4 Conclusions

In this paper we have investigated effects of DM annihilation on BBN and CMB, and derived constraints on the DM annihilation rate, particularly focusing on the case where the annihilation cross section has a velocity-dependent structure. This is partly motivated by the observations of cosmic-ray positron/electron excesses and their explanations by the DM annihilation contribution. We phenomenologically parametrized the velocity-dependence of the annihilation cross section and the critical velocity at which such an enhancement saturates, and derived general constraints on them. Our constraints are applicable to known velocity-dependent DM annihilation models, such as the Sommerfeld and Breit-Wigner enhancement scenarios.

These results have been plotted in Figs. 4 – 9 by changing the parameters and observation. Therefore readers can read off the allowed parameter regions from those figures in accordance with the intended use.

Some comments are in order. If the DM annihilation is helicity-suppressed, the p -wave process may be the dominant mode, as is often the case with Majorana fermion DM. In this case we obtain $n = -2 : \langle \sigma v \rangle \propto v^2$. Thus the annihilation cross section becomes smaller as the temperature decreases, until the S -wave process becomes efficient. For negative n , the BBN/CMB constraints are weaker than the velocity-independent case.

In the Sommerfeld enhancement scenario, it was pointed out that the DM-DM scattering mediated by light particle exchanges causes observationally relevant effect [54], and this also gives significant constraint [55, 56].

Acknowledgment

This work is supported by Grant-in-Aid for Scientific research from the Ministry of Education, Science, Sports, and Culture (MEXT), Japan, No. 20244037 (J.H.), No. 20540252 (J.H.), No. 22244021 (J.H. and T.M.), No. 14102004 (M.K.), No. 21111006 (M.K., K.K. and K.N.), No. 22244030 (K.K. and K.N.), No. 18071001 (K.K.), and No. 22540263 (T.M.), and also by World Premier International Research Center Initiative (WPI Initiative), MEXT, Japan. K.K. was also partly supported by the Center for the Promotion of Integrated Sciences (CPIS) of Sokendai.

References

- [1] O. Adriani *et al.* [PAMELA Collaboration], *Nature* **458**, 607 (2009) [arXiv:0810.4995 [astro-ph]].

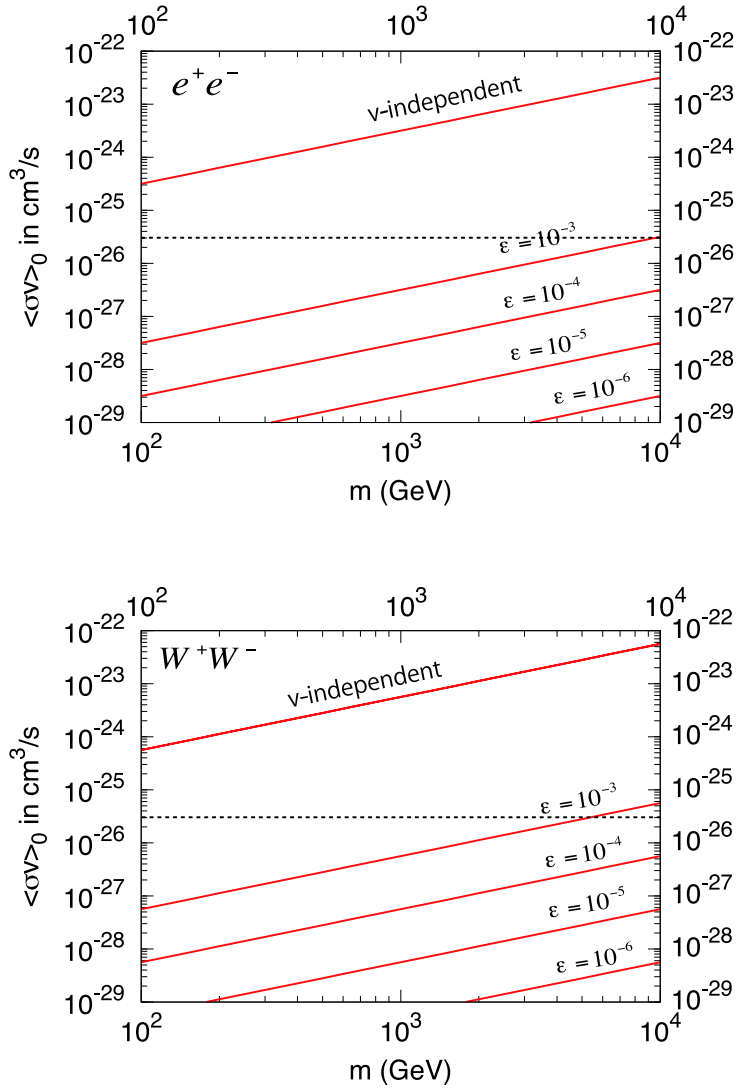


Figure 9: Upper bound on the annihilation cross section obtained from CMB anisotropy data as a function of DM mass for $\epsilon = 10^{-3} - 10^{-7}$. DM is assumed to annihilate into e^+e^- pair in the top panel and W^+W^- in the bottom panel. Here we have taken $n = 1$ and $T_{\text{kd}} = 1$ MeV. Results do not change for $n = 2$ and/or $T_{\text{kd}} = 1$ keV.

- [2] J. Chang *et al.*, Nature **456**, 362 (2008).
- [3] A. A. Abdo *et al.* [The Fermi LAT Collaboration], Phys. Rev. Lett. **102**, 181101 (2009) [arXiv:0905.0025 [astro-ph.HE]]; M. Ackermann *et al.* [Fermi LAT Collaboration], Phys. Rev. D **82**, 092004 (2010) [arXiv:1008.3999 [astro-ph.HE]];
- [4] F. Aharonian *et al.* [H.E.S.S. Collaboration], Phys. Rev. Lett. **101**, 261104 (2008) [arXiv:0811.3894 [astro-ph]]; F. Aharonian *et al.* [H.E.S.S. Collaboration], Astron. Astrophys. **508**, 561 (2009) [arXiv:0905.0105 [astro-ph.HE]].
- [5] S. Profumo and T. E. Jeltema, JCAP **0907**, 020 (2009) [arXiv:0906.0001 [astro-ph.CO]]; A. V. Belikov, D. Hooper, Phys. Rev. D **81**, 043505 (2010) [arXiv:0906.2251 [astro-ph.CO]]; M. Kawasaki, K. Kohri and K. Nakayama, Phys. Rev. D **80**, 023517 (2009) [arXiv:0904.3626 [astro-ph.CO]]; M. Cirelli, P. Panci, P. D. Serpico, Nucl. Phys. B **840**, 284 (2010) [arXiv:0912.0663 [astro-ph.CO]].
- [6] A. A. Abdo *et al.*, Astrophys. J. **712**, 147 (2010) [arXiv:1001.4531 [astro-ph.CO]]; A. A. Abdo *et al.* [Fermi-LAT Collaboration], JCAP **1004**, 014 (2010) [arXiv:1002.4415 [astro-ph.CO]]; A. A. Abdo, M. Ackermann, M. Ajello *et al.*, Phys. Rev. Lett. **104**, 091302 (2010) [arXiv:1001.4836 [astro-ph.HE]].
- [7] G. Zaharijas *et al.* [arXiv:1012.0588 [astro-ph.HE]].
- [8] J. Hisano, M. Kawasaki, K. Kohri and K. Nakayama, Phys. Rev. D **79**, 043516 (2009) [arXiv:0812.0219 [hep-ph]]; J. Hisano, K. Nakayama and M. J. S. Yang, Phys. Lett. B **678**, 101 (2009) [arXiv:0905.2075 [hep-ph]].
- [9] J. Liu, P. -f. Yin, S. -h. Zhu, Phys. Rev. D **79**, 063522 (2009) [arXiv:0812.0964 [astro-ph]].
- [10] D. Spolyar, M. Buckley, K. Freese, D. Hooper and H. Murayama, arXiv:0905.4764 [astro-ph.CO]; M. R. Buckley, K. Freese, D. Hooper, D. Spolyar and H. Murayama, Phys. Rev. D **81**, 016006 (2010) [arXiv:0907.2385 [astro-ph.HE]]; A. E. Erkoca, M. H. Reno and I. Sarcevic, Phys. Rev. D **82**, 113006 (2010) [arXiv:1009.2068 [hep-ph]].
- [11] R. Abbasi, *et al.* [IceCube Collaboration], [arXiv:1101.3349 [astro-ph.HE]].
- [12] J. Hisano, S. Matsumoto and M. M. Nojiri, Phys. Rev. Lett. **92**, 031303 (2004) [arXiv:hep-ph/0307216]; J. Hisano, S. Matsumoto, M. M. Nojiri and O. Saito, Phys. Rev. D **71**, 063528 (2005) [arXiv:hep-ph/0412403].
- [13] J. Hisano, S. Matsumoto, O. Saito and M. Senami, Phys. Rev. D **73**, 055004 (2006) [hep-ph/0511118].
- [14] N. Arkani-Hamed, D. P. Finkbeiner, T. R. Slatyer and N. Weiner, Phys. Rev. D **79**, 015014 (2009) [arXiv:0810.0713 [hep-ph]]; I. Cholis, D. P. Finkbeiner, L. Goodenough, and N. Weiner, JCAP **0912**, 007 (2009) [arXiv:0810.5344 [astro-ph]].

- [15] D. Feldman, Z. Liu, P. Nath, Phys. Rev. D **79**, 063509 (2009) [arXiv:0810.5762 [hep-ph]].
- [16] M. Ibe, H. Murayama and T. T. Yanagida, Phys. Rev. D **79**, 095009 (2009) [arXiv:0812.0072 [hep-ph]].
- [17] J. D. March-Russell, S. M. West, Phys. Lett. B **676**, 133-139 (2009) [arXiv:0812.0559 [astro-ph]].
- [18] M. H. Reno and D. Seckel, Phys. Rev. D **37**, 3441 (1988).
- [19] J. A. Frieman, E. W. Kolb and M. S. Turner, Phys. Rev. D **41**, 3080 (1990).
- [20] K. Jedamzik, Phys. Rev. D **70**, 083510 (2004) [arXiv:astro-ph/0405583].
- [21] J. Hisano, M. Kawasaki, K. Kohri and K. Nakayama, Phys. Rev. D **79**, 063514 (2009) [Erratum-ibid. D **80**, 029907 (2009)] [arXiv:0810.1892 [hep-ph]];
- [22] J. Hisano, M. Kawasaki, K. Kohri, T. Moroi and K. Nakayama, Phys. Rev. D **79**, 083522 (2009) [Erratum-ibid. D **80**, 029905 (2009)] [arXiv:0901.3582 [hep-ph]].
- [23] N. Padmanabhan and D. P. Finkbeiner, Phys. Rev. D **72**, 023508 (2005) [arXiv:astro-ph/0503486].
- [24] S. Galli, F. Iocco, G. Bertone and A. Melchiorri, Phys. Rev. D **80**, 023505 (2009) [arXiv:0905.0003 [astro-ph.CO]]; G. Huetsi, A. Hektor and M. Raidal, Astron. Astrophys. **505**, 999 (2009) [arXiv:0906.4550 [astro-ph.CO]]; M. Cirelli, F. Iocco and P. Panci, JCAP **0910**, 009 (2009) [arXiv:0907.0719 [astro-ph.CO]]; T. R. Slatyer, N. Padmanabhan and D. P. Finkbeiner, Phys. Rev. D **80**, 043526 (2009) [arXiv:0906.1197 [astro-ph.CO]]; Q. Yuan, B. Yue, X. Bi, X. Chen and X. Zhang, JCAP **1010**, 023 (2010) [arXiv:0912.2504 [astro-ph.CO]].
- [25] T. Kanzaki, M. Kawasaki and K. Nakayama, Prog. Theor. Phys. **123**, 5 (2010) [arXiv:0907.3985 [astro-ph.CO]].
- [26] A. Sommerfeld, Ann. Phys. **403**, 257 (1931).
- [27] E. W. Kolb and M. S. Turner, *“The Early Universe,”* Westview Press (1990).
- [28] T. Sjostrand, S. Mrenna, P. Z. Skands, JHEP **0605**, 026 (2006) [hep-ph/0603175].
- [29] E. Komatsu *et al.* [WMAP Collaboration], Astrophys. J. Suppl. **192**, 18 (2011) [arXiv:1001.4538 [astro-ph.CO]].
- [30] J. Hisano, S. Matsumoto, M. Nagai, O. Saito and M. Senami, Phys. Lett. B **646**, 34 (2007) [hep-ph/0610249].
- [31] J. B. Dent, S. Dutta, R. J. Scherrer, Phys. Lett. B **687**, 275 (2010) [arXiv:0909.4128 [astro-ph.CO]].

- [32] M. Kawasaki, T. Moroi and T. Yanagida, Phys. Lett. B **370**, 52 (1996) [arXiv:hep-ph/9509399].
- [33] J. Hisano, K. Kohri and M. M. Nojiri, Phys. Lett. B **505**, 169 (2001) [arXiv:hep-ph/0011216].
- [34] S. Profumo, K. Sigurdson and M. Kamionkowski, Phys. Rev. Lett. **97**, 031301 (2006) [arXiv:astro-ph/0603373].
- [35] T. Bringmann and S. Hofmann, JCAP **0407**, 016 (2007) [arXiv:hep-ph/0612238].
- [36] A. Loeb, M. Zaldarriaga, Phys. Rev. D **71**, 103520 (2005) [astro-ph/0504112].
- [37] K. Jedamzik and M. Pospelov, New J. Phys. **11**, 105028 (2009) [arXiv:0906.2087 [hep-ph]].
- [38] M. Kawasaki, K. Kohri and T. Moroi, Phys. Rev. D **71**, 083502 (2005), [arXiv:astro-ph/0408426]; Phys. Lett. B **625**, 7 (2005), [arXiv:astro-ph/0402490].
- [39] J. Zavala, M. Vogelsberger and S. D. M. White, Phys. Rev. D **81**, 083502 (2010) [arXiv:0910.5221 [astro-ph.CO]].
- [40] K. Jedamzik, Phys. Rev. D **74**, 103509 (2006) [hep-ph/0604251].
- [41] M. Pettini, B. J. Zych, M. T. Murphy, A. Lewis and C. C. Steidel, MNRAS, **391** (2008) 1499 [arXiv:0805.0594 [astro-ph]].
- [42] J. Geiss and G. Gloeckler, Space Science Reviews **106**, 3 (2003).
- [43] D. J. Fixsen, E. S. Cheng, J. M. Gales *et al.*, Astrophys. J. **473**, 576 (1996) [astro-ph/9605054].
- [44] S. Hannestad, T. Tram, [arXiv:1008.1511 [astro-ph.CO]].
- [45] X. L. Chen and M. Kamionkowski, Phys. Rev. D **70**, 043502 (2004) [arXiv:astro-ph/0310473].
- [46] T. Kanzaki and M. Kawasaki, Phys. Rev. D **78**, 103004 (2008) [arXiv:0805.3969 [astro-ph]].
- [47] S. Seager, D. D. Sasselov and D. Scott, Astrophys. J. **523**, L1 (1999) [arXiv:astro-ph/9909275]; Astrophys. J. Suppl. **128**, 407 (2000) [arXiv:astro-ph/9912182].
- [48] A. Lewis, A. Challinor and A. Lasenby, Astrophys. J. **538**, 473 (2000) [arXiv:astro-ph/9911177].
- [49] J. Dunkley *et al.* [WMAP Collaboration], Astrophys. J. Suppl. **180**, 306 (2009) [arXiv:0803.0586 [astro-ph]].

- [50] A. Lewis and S. Bridle, Phys. Rev. D **66**, 103511 (2002) [arXiv:astro-ph/0205436].
- [51] C. L. Reichardt *et al.*, Astrophys. J. **694**, 1200 (2009) [arXiv:0801.1491 [astro-ph]].
- [52] J. L. Sievers *et al.*, arXiv:0901.4540 [astro-ph.CO].
- [53] C. Pryke *et al.* [QUaD collaboration], Astrophys. J. **692**, 1247 (2009) [arXiv:0805.1944 [astro-ph]]; M. L. Brown *et al.* [QUaD collaboration], Astrophys. J. **705**, 978 (2009) [arXiv:0906.1003 [astro-ph.CO]].
- [54] J. L. Feng, M. Kaplinghat and H. B. Yu, Phys. Rev. Lett. **104**, 151301 (2010) [arXiv:0911.0422 [hep-ph]]; M. R. Buckley and P. J. Fox, Phys. Rev. D **81**, 083522 (2010) [arXiv:0911.3898 [hep-ph]]; C. Arina, F. -X. Josse-Michaux, N. Sahu, Phys. Lett. B **691**, 219-224 (2010) [arXiv:1004.0645 [hep-ph]].
- [55] J. L. Feng, M. Kaplinghat and H. B. Yu, Phys. Rev. D **82**, 083525 (2010) [arXiv:1005.4678 [hep-ph]].
- [56] D. P. Finkbeiner, L. Goodenough, T. R. Slatyer, M. Vogelsberger and N. Weiner, [arXiv:1011.3082 [hep-ph]].