

Magneto-transport in a mesoscopic ring with Rashba and Dresselhaus spin-orbit interactions

Santanu K. Maiti,^{1,2,*} Moumita Dey,¹ Shreekantha Sil,³ Arunava Chakrabarti,⁴ and S. N. Karmakar¹

¹Theoretical Condensed Matter Physics Division, Saha Institute of Nuclear Physics, Sector-I, Block-AF, Bidhannagar, Kolkata-700 064, India

²Department of Physics, Narasinha Dutt College, 129 Belilious Road, Howrah-711 101, India

³Department of Physics, Visva-Bharati, Santiniketan, West Bengal-731 235, India

⁴Department of Physics, University of Kalyani, Kalyani, West Bengal-741 235, India

Electronic transport in a one dimensional mesoscopic ring threaded by a magnetic flux is studied in presence of Rashba and Dresselhaus spin-orbit interaction. A completely analytical technique within a tight-binding formalism unveils the spin-split bands in presence of the spin-orbit interactions and leads to a method of determining the strength of the Dresselhaus interaction. In addition to this, the persistent currents for ordered and disordered rings have been investigated numerically. It is observed that, the presence of the spin-orbit interaction is responsible for an enhanced amplitude of the persistent current in a disordered sample, thus resolving a long standing discrepancy between theory and experiments with disordered mesoscopic rings. Numerical results corroborate the respective analytical findings.

PACS numbers: 73.23.-b, 73.23.Ra., 73.21.Hb

I. INTRODUCTION

The spin-orbit (SO) interaction in mesoscopic and nano-scale semiconductor structures has been at the center stage of research in condensed matter theory and device engineering in recent times. The principal reason is its potential application in spintronics, where the possibility of manipulating and controlling the spin of the electron rather than its charge, plays the all important role [1–5].

In conventional semiconductors one comes across two kinds of spin-orbit interactions, viz, the Rashba spin-orbit interaction (RSOI) and the Dresselhaus spin-orbit interaction (DSOI). Spin orbit interaction is a relativistic effect. In the reference frame of the moving electron, a magnetic field is developed when electron moves in an electric field environment, and the spin of the electron interacts with the magnetic field arising in its own rest frame. Thus the spin degree of freedom couples with the orbital motion of the electron.

The spin-orbit fields in a solid are called the RSOI or the DSOI depending on whether the electric field originates from a structural inversion asymmetry or the bulk inversion asymmetry respectively [6]. Quantum rings formed at the interface of two semiconducting materials are ideal candidates where the interplay of the two kinds of SOI might be observed. A quantum ring in a heterojunction is realized when a two dimensional gas of electrons is trapped in a quantum well due to the *band offset* at the interface of two different semiconducting materials. This *band offset* creates an electric field which may be described by a potential gradient normal to the interface [7]. The potential at the interface is thus asym-

metric, leading to the presence of a RSOI. On the other hand, at such interfaces, the bulk inversion symmetry is naturally broken.

In addition to this, the topology of such a ring gives rise to remarkable properties typical of low dimensional systems, for example, the persistent current. The phenomenon of persistent current in a conducting mesoscopic ring threaded by an Aharonov-Bohm (AB) flux ϕ has

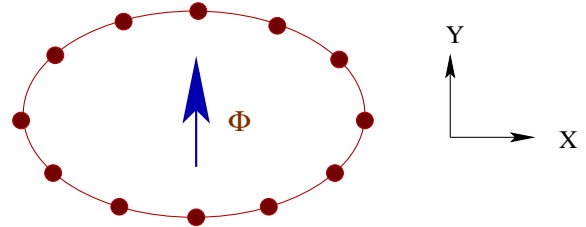


FIG. 1: (Color online). Schematic view of a mesoscopic ring threaded by an AB flux ϕ . The filled red circles correspond to the positions of the atomic sites.

been established over many decades. The existence of discrete energy levels and large phase coherence length allow a non-decaying current upon the application of an external magnetic flux ϕ . Büttiker *et al.* [8] first studied the behavior of persistent current in a metallic ring, and then many attempts have been made to explore the basic mechanisms of persistent current in mesoscopic ring and cylindrical systems [9–14]. Later, several experiments [15–18] have also been performed to verify the existence of non-decaying current in these systems.

Although the studies involving the mesoscopic rings have already generated a wealth of literature there is still need to look deeper into the problem both from the point of view of fundamental physics and to resolve a few issues that have not yet been answered in an uncontroversial manner. In the present communication we

*Electronic address: santanu.maiti@saha.ac.in

undertake an in-depth analysis of the band structure of a mesoscopic ring in the presence of both the RSOI and the DSOI within a tight-binding formalism. The motivation behind the present work is twofold. First, we wish to look for a possible method of determining the strength of the DSOI in a simply connected mesoscopic ring. In recent past there have been a few experiments to measure the strength of the DSOI by optically monitoring the spin precession of the electrons [6, 19], through a measurement of the electrical conductance of narrow quantum wires defined in a 2DEG [20, 21] or, by photogalvanic methods [22]. However, an analytical proposal to measure the strength of the DSOI, particularly within a tight-binding formalism, is still lacking, to the best of our knowledge.

Second, there has been a long standing anomaly between the observed large persistent current in a disordered mesoscopic ring, and the corresponding theoretical prediction [16, 23, 24]. Experimental observations suggest a current, an order of magnitude larger than the theoretical estimates. It has been suggested that the electron-electron correlation has an important role to enhance the current amplitude in disordered rings [25, 26]. An explanation based on the perturbative calculation in presence of interaction and disorder has been proposed and it seems to give a qualitative estimate closer to the experimental results, but still it is less than the measured currents by an order of magnitude, and the interaction parameter used in the theory is not well understood physically. The scenario thus demands further intensive examinations.

The present work tries to answer such issues. We consider a mesoscopic ring threaded by an AB flux, and work within a tight-binding approximation. Both the RSOI and the DSOI are included in the Hamiltonian. While looking for a way to estimate the strength of the DSOI, we work out a method to calculate the energy dispersion of the mesoscopic ring either with RSOI or with the DSOI, thus gaining a clean insight into the band structure. This method leads finally to the fact that by making the strengths of the RSOI and the DSOI equal, one comes across an absolute minimum in the conductance of the ring. As the RSOI is tuned, and hence estimated by controlling an external gate voltage, the estimation of the DSOI becomes obvious. The conductance is calculated via the Drude weight [27] numerically, and is found to support the analytical understanding.

In the second part, we show that the enhancement of the persistent current in a disordered one dimensional ring may be attributed to the presence of the SO interaction. It is observed even with the RSOI alone. This resolves the anomaly between earlier theories and experiments. In addition to these, we present the detailed energy band structures, the oscillations of the persistent current as the RSOI is varied, as well as the dependence of the current on the number of electrons in the system to get a complete picture of the phenomena at the microscopic level. Such details, to the best of our knowledge,

have remained unaddressed and unresolved so far.

In what follows, we present the results. Section II is devoted to present the model and the analytical formulation. The numerical results are included in section III. In section IV we draw our conclusions.

II. THE MODEL AND ANALYTICAL FORMULATION

Let us start by referring to Fig. 1, where a mesoscopic ring is subject to an AB flux ϕ (measured in unit of the elementary flux quantum $\phi_0 = ch/e$). Within a TB framework the Hamiltonian for such an N -site ring is,

$$H = H_0 + H_{so} \quad (1)$$

where,

$$H_0 = \sum_n c_n^\dagger \epsilon_0 c_n + \sum_n (c_n^\dagger t e^{i\theta} c_{n+1} + h.c.) \quad (2)$$

and,

$$\begin{aligned} H_{so} = & - \sum_n (c_n^\dagger (i\sigma_x) t_{Rso} \cos \varphi_{n,n+1} e^{i\theta} c_{n+1} + h.c.) \\ & - \sum_n (c_n^\dagger (i\sigma_y) t_{Rso} \sin \varphi_{n,n+1} e^{i\theta} c_{n+1} + h.c.) \\ & + \sum_n (c_n^\dagger (i\sigma_y) t_{Dso} \cos \varphi_{n,n+1} e^{i\theta} c_{n+1} + h.c.) \\ & + \sum_n (c_n^\dagger (i\sigma_x) t_{Dso} \sin \varphi_{n,n+1} e^{i\theta} c_{n+1} + h.c.) \end{aligned} \quad (3)$$

where, $n = 1, 2, \dots, N$ is the site index along the azimuthal direction φ of the ring. The other factors in Eq. 1 are as follows.

$$\begin{aligned} c_n^\dagger &= \begin{pmatrix} c_{n\uparrow}^\dagger & c_{n\downarrow}^\dagger \end{pmatrix}; c_n = \begin{pmatrix} c_{n\uparrow} \\ c_{n\downarrow} \end{pmatrix}; \epsilon_0 = \begin{pmatrix} \epsilon_0 & 0 \\ 0 & \epsilon_0 \end{pmatrix}; \\ t_{Rso} &= \begin{pmatrix} t_{Rso} & 0 \\ 0 & t_{Rso} \end{pmatrix}; t_{Dso} = \begin{pmatrix} t_{Dso} & 0 \\ 0 & t_{Dso} \end{pmatrix}; \\ t &= t \begin{pmatrix} 1 & 0 \\ 0 & 1 \end{pmatrix}; \sigma_x = \begin{pmatrix} 0 & 1 \\ 1 & 0 \end{pmatrix}; \sigma_y = \begin{pmatrix} 0 & -i \\ i & 0 \end{pmatrix}. \end{aligned}$$

Here ϵ_0 is the site energy of each atomic site of the ring. t is the nearest-neighbor hopping integral and $\theta = 2\pi\phi/N$ is the phase factor due to the AB flux ϕ threaded by the ring. t_{Rso} and t_{Dso} are the isotropic nearest-neighbor transfer integrals which measure the strengths of Rashba and Dresselhaus SO couplings, respectively, and $\varphi_{n,n+1} = (\varphi_n + \varphi_{n+1})/2$, where $\varphi_n = 2\pi(n-1)/N$. σ_x and σ_y are the Pauli spin matrices. $c_{n\sigma}^\dagger$ ($c_{n\sigma}$) is the creation (annihilation) operator of an electron at the site n with spin σ (\uparrow, \downarrow). Throughout the presentation we choose the units where $c = e = h = 1$.

An elementary analysis of the effect of the SO interaction on the spectral and transport properties of the

Hamiltonian may now be in order. To this end, we consider a mesoscopic ring with RSOI and DSOI, but without any AB flux threading the ring. The SO part of the Hamiltonian is then re-written as,

$$\begin{aligned}
H_{so} = & - \sum_n (c_n^\dagger (i\sigma_x) t_{Rso} \cos \varphi_{n,n+1} c_{n+1} + h.c.) \\
& - \sum_n (c_n^\dagger (i\sigma_y) t_{Rso} \sin \varphi_{n,n+1} c_{n+1} + h.c.) \\
& + \sum_n (c_n^\dagger (i\sigma_y) t_{Dso} \cos \varphi_{n,n+1} c_{n+1} + h.c.) \\
& + \sum_n (c_n^\dagger (i\sigma_x) t_{Dso} \sin \varphi_{n,n+1} c_{n+1} + h.c.) \quad (4)
\end{aligned}$$

which, on expansion becomes,

$$H_{so} = -t \sum_n c_n^\dagger c_{n+1} - i \sum_n c_n^\dagger \begin{pmatrix} 0 & \mathcal{P} \\ \mathcal{Q} & 0 \end{pmatrix} c_{n+1} + h.c.$$

where,

$$\begin{aligned}
\mathcal{P} &= (t_{Rso} + it_{Dso}) \cos \varphi_{n,n+1} - i(t_{Rso} - it_{Dso}) \sin \varphi_{n,n+1} \quad \text{and,} \\
\mathcal{Q} &= (t_{Rso} - it_{Dso}) \cos \varphi_{n,n+1} + i(t_{Rso} + it_{Dso}) \sin \varphi_{n,n+1} \quad (5)
\end{aligned}$$

A straightforward algebra helps us to recast the above Hamiltonian in Eq. 4 in the form,

$$H_{so} = -i \sqrt{t_{Rso}^2 + t_{Dso}^2} \sum_n \mathcal{F}_{n,n+1} c_n^\dagger M c_{n+1} + h.c. \quad (6)$$

where,

$$\mathcal{F}_{n,n+1} = \sqrt{1 - \sin(2\xi) \sin(2\varphi_{n,n+1})} \quad (7)$$

and,

$$M = \begin{pmatrix} 0 & e^{-i\chi_{n,n+1}} \\ e^{i\chi_{n,n+1}} & 0 \end{pmatrix}$$

with $\xi = \tan^{-1} \left(\frac{t_{Dso}}{t_{Rso}} \right)$ and,

$$\tan \chi_{n,n+1} = \frac{\sin(\varphi_{n,n+1} - \xi)}{\cos(\varphi_{n,n+1} + \xi)}.$$

We now analyze Eq. 6 for two different cases.

A. Ring with RSOI only

In this limit Eq. 6 leads to the full Hamiltonian of a ring with N sites. With $\epsilon_0 = 0$, and with RSOI alone, this reads,

$$\begin{aligned}
H_R = & -t \sum_n (c_n^\dagger c_{n+1} + c_{n+1}^\dagger c_n) \\
& - i \sum_n c_n^\dagger \begin{pmatrix} 0 & e^{-i\varphi_{n,n+1}} \\ e^{i\varphi_{n,n+1}} & 0 \end{pmatrix} c_{n+1} + h.c.
\end{aligned}$$

To get the energy dispersion relations analytically, we define a unitary operator

$$U_n = \frac{1}{\sqrt{2}} \begin{pmatrix} 1 & -1 \\ e^{2\pi(n-1/2)i/N} & e^{2\pi(n-1/2)i/N} \end{pmatrix}$$

which transforms the old operators c_n to a set of new operators $\tilde{c}_n = U_n^\dagger c_n$. With the operators defined in the new basis, and using the discrete Fourier transform,

$$\tilde{c}_n = \frac{1}{\sqrt{N}} \sum_{k_m} e^{ik_m a} c_k$$

where, a is the lattice spacing (and set equal to unity in the subsequent discussion), one obtains explicit expressions of eigenvalues as,

$$\begin{aligned}
E_{k_m,+} = & -2t \cos(\pi/N) \cos(k_m + \frac{\pi}{N}) \\
& + 2 \sin(k_m + \frac{\pi}{N}) \sqrt{t^2 \sin^2(\frac{\pi}{N}) + t_{Rso}^2} \quad (8)
\end{aligned}$$

$$\begin{aligned}
E_{k_m,-} = & -2t \cos(\pi/N) \cos(k_m + \frac{\pi}{N}) \\
& - 2 \sin(k_m + \frac{\pi}{N}) \sqrt{t^2 \sin^2(\frac{\pi}{N}) + t_{Rso}^2} \quad (9)
\end{aligned}$$

where, $k_m = \frac{2m\pi}{N}$. In presence of a magnetic flux k_m is replaced by $(k_m + \theta)$.

A similar analysis can be done to extract the eigenvalues for the dispersion relations of a ring with DSOI only, that is, with RSOI set equal to zero. However, in presence of both the RSOI and DSOI one has to resort to numerical methods for calculating the eigenvalues and eigenstates.

B. An estimation of the DSOI

The expression of \mathcal{F} (Eq. 7) plays a key-role in providing a method of estimation of the strength of the DSOI. In the expression of \mathcal{F} , the presence of the term $\sin(2\xi) \sin(2\varphi_{n,n+1})$ under the square root ‘generates’ an effective site-dependent hopping integral in the Hamiltonian. This site dependence of the hopping integral enters through the $\sin(2\varphi_{n,n+1})$ term, and is responsible for scattering as the electron circulates along the arm of the ring. The scattering reduces the conductivity (the Drude weight). From the expression of the factor $\mathcal{F}_{n,n+1}$, we see that, in the absence of t_{Dso} , $\xi = 0$, and the effective hopping integral becomes site-independent. The transport is ballistic in this case. On the other hand, when $t_{Dso} = t_{Rso}$ the *fluctuation* part under the square-root is maximum. In this case $\sin 2\xi = 1$. The site dependent scattering is strongest in this case, and should produce a minimum in the conductivity. This is precisely what we observe in the numerical calculations.

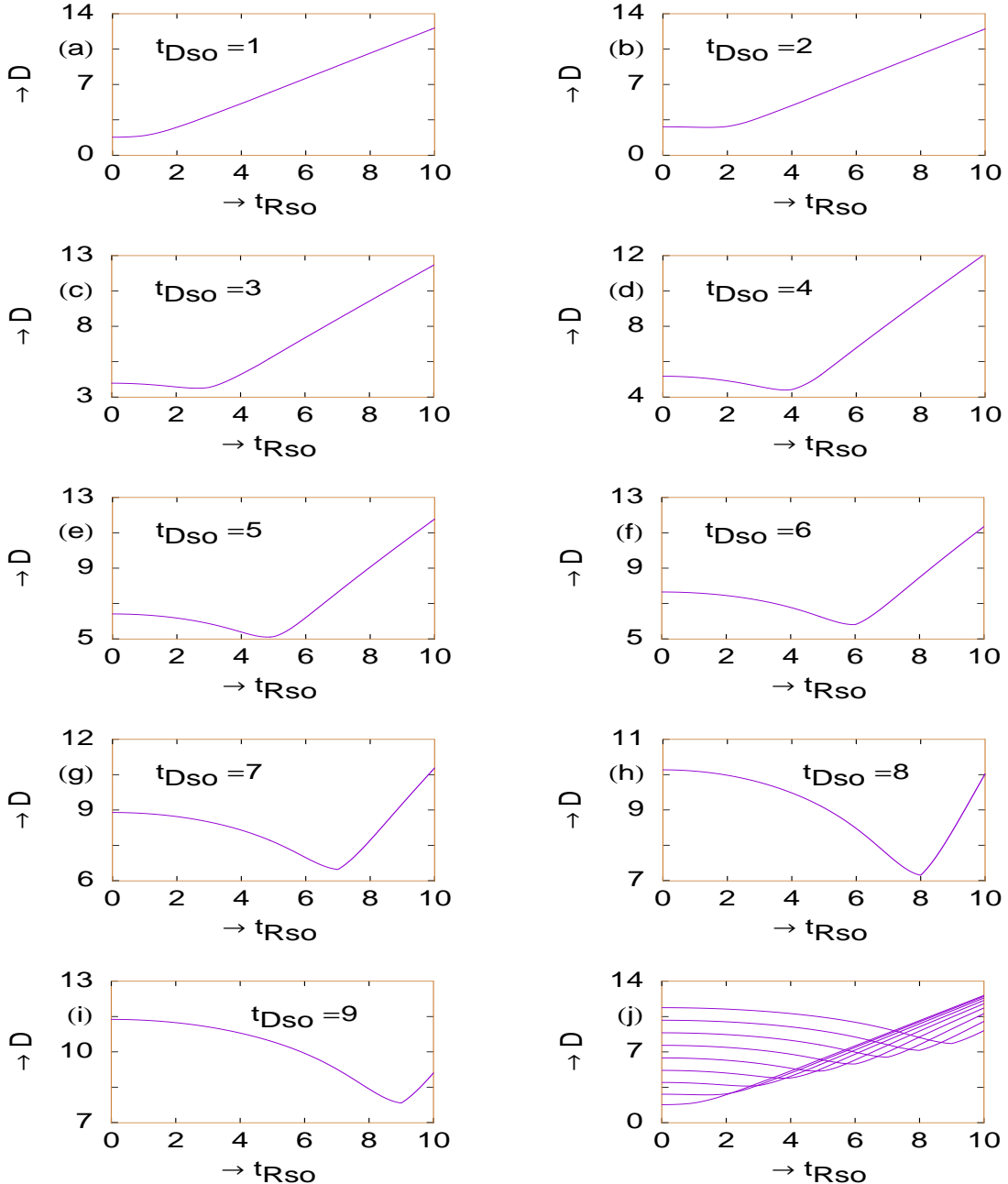


FIG. 2: (Color online). Drude weight D (in unit of $N/4\pi^2$) as a function of Rashba S-O coupling strength t_{Rso} for a 40-site ordered ring in the half-filled case. D reaches a minimum when $t_{Dso} = t_{Rso}$.

We now present numerical results in support of this argument, and in addition to this, on the effect of S-O interaction on the persistent current in such rings. While the results in the former case completely agrees with the predictions from the analytical calculations, the latter results exhibit remarkable variations including a marked enhancement in the amplitude of the persistent current in the presence of RSOI alone, thereby pointing to a road to resolve a long standing anomaly between theory and

experiment, as remarked in the introduction.

III. THE NUMERICAL RESULTS

A. The Drude weight

We obtain numerical results for the conductance of a ring with different values of t_{Rso} and t_{Dso} by calculating

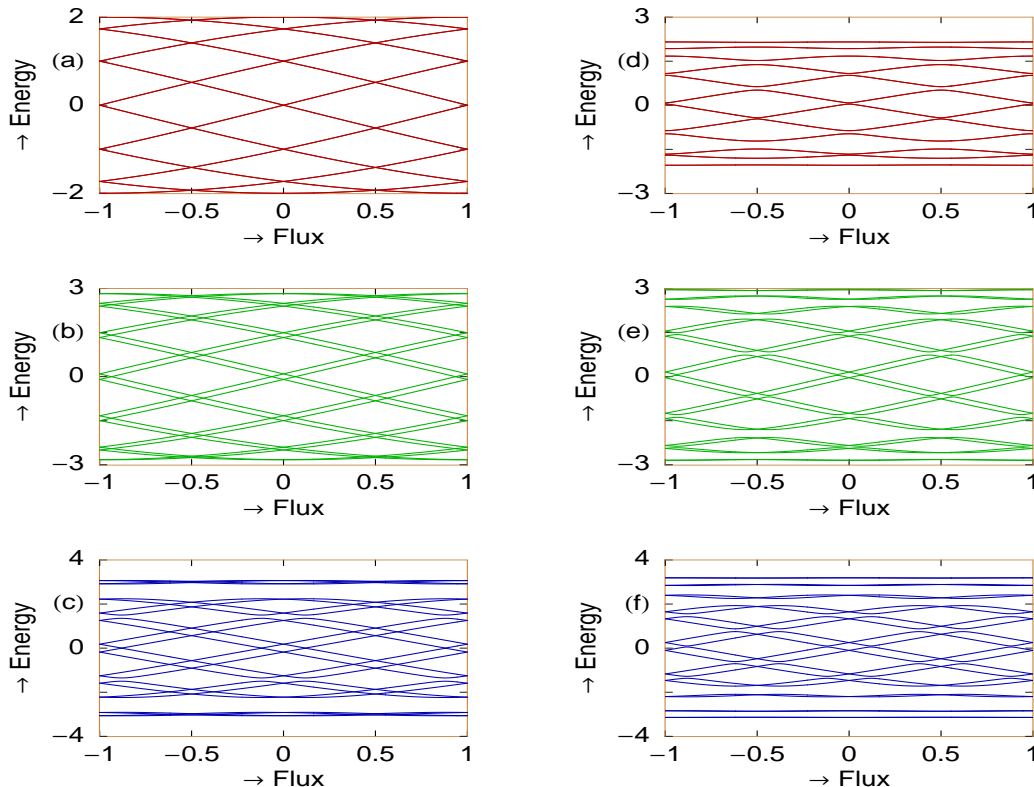


FIG. 3: (Color online). E - ϕ curves of a 12-site ring, where the 1st and 2nd columns correspond to the results for the ordered ($W = 0$) and disordered ($W = 1$) cases, respectively. The red, green and blue lines correspond to $t_{Rso} = t_{Dso} = 0$; $t_{Rso} = 1$, $t_{Dso} = 0$ and $t_{Rso} = 1$, $t_{Dso} = 0.5$, respectively.

the Drude weight D in accordance with the idea originally put forward by Kohn [27]. The Drude weight for the ring is given by the relation,

$$D = \frac{N}{4\pi^2} \left(\frac{\partial^2 E_0(\phi)}{\partial \phi^2} \right) \Big|_{\phi \rightarrow 0} \quad (10)$$

where, N gives total number of atomic sites in the ring. Kohn has shown that for an insulating system D decays exponentially to zero, while it becomes finite for a conducting system.

We have investigated the variation of the Drude weight D as a function of the strength of the RSOI for an ordered ring at half filling. The results are depicted in Fig. 2. A remarkable feature of the results presented is that, the conductivity (Drude weight) exhibits an absolute minimum whenever the strength of the DSOI becomes equal to the strength of the RSOI. This has been verified by choosing different values of t_{DSOI} for a 40-site ordered ring and with electron number $N_e = 40$. In each case, the conductance minimum appears exactly at $t_{Rso} = t_{Dso}$ confirming, as argued earlier, that a clear estimate of the strength of the DSOI may be obtained by noting the conductance minimum of a mesoscopic ring formed at the heterojunction of two semiconducting materials.

B. The persistent current

At absolute zero temperature ($T = 0K$), the persistent current in the ring described with fixed number of electrons N_e is determined by,

$$I(\phi) = -\frac{\partial E_0(\phi)}{\partial \phi} \quad (11)$$

where, $E_0(\phi)$ is the ground state energy. We compute this quantity to understand unambiguously the role of the RSOI interaction alone on persistent current.

Before presenting the results for $I(\phi)$, to make the present communication a self contained study, we first take a look at the energy spectrum of both an ordered and a disordered ring with and without the SO interactions, as the flux through the ring is varied. In Fig. 3 the flux dependent spectra are shown for a 12-site ordered ring and a randomly disordered one (with diagonal disorder) in the left and the right columns respectively. Clearly, disorder destroys the band crossings observed in the ordered case. The presence of the RSOI and the DSOI also lifts the degeneracy and opens up gaps towards the edges of the spectrum.

In Fig. 4(a) we examine the effect of the RSOI on the persistent current of an ordered ring with 80 sites. The

DSOI is set equal to zero. We have examined both the non-half-filled and half-filled band cases, but present results for the latter only to save space. With increasing strength of the RSOI the persistent current exhibits a trend of an increase in its amplitude. Local phase reversals take place together with the appearance of kinks

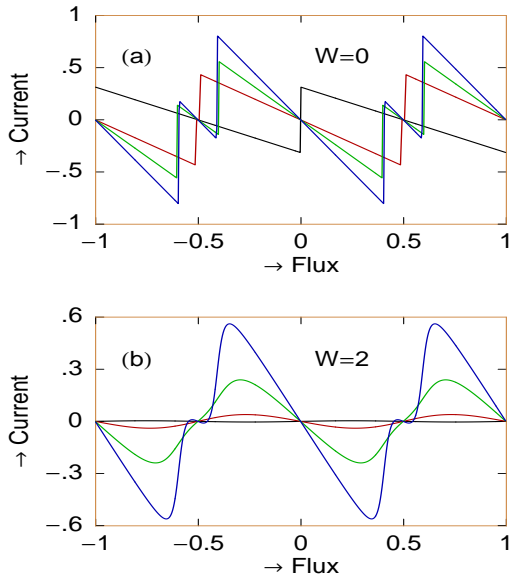


FIG. 4: (Color online). Current-flux characteristics of a 80-site half-filled mesoscopic ring, where (a) and (b) correspond to the ordered ($W = 0$) and disordered ($W = 2$) cases, respectively. The black, red, green and blue lines correspond to $t_{Rso} = 0, 1, 2$ and 3 , respectively. In each case t_{Dso} is fixed at 0.

in the current-flux diagrams which are however, not unexpected even without the RSOI, and are results of the band crossings observed in the spectra of such rings. The amplitude of the persistent current at a specific value of the magnetic flux is of course not predictable in any simple manner, and is found to be highly sensitive to the number of electrons N_e (i.e., the filling factor).

The persistent current in an ordered ring also exhibits interesting oscillations in its amplitude as the RSOI is varied keeping the magnetic flux fixed at a particular value. The oscillations persist irrespective of the band-filling factor N_e , with or without the presence of the DSOI. These oscillations are presented in Fig. 5 for a 60-site ordered ring with $\phi = \phi_0/4$, and for the quarter and the half-filled band cases. The current exhibits oscillations with growing amplitude as the strength of the RSOI is increased.

A disordered ring

We now present the results for a disordered ring of 80 sites in Fig. 4(b). Disorder is introduced via a random

distribution (width $W = 2$) of the values of the on-site potentials (diagonal disorder), and results averaged over sixty disorder configurations have been presented. The DSOI remains zero. Without any spin-orbit interaction, disorder completely suppresses the persistent current (an effect of the localization of the electronic states in the

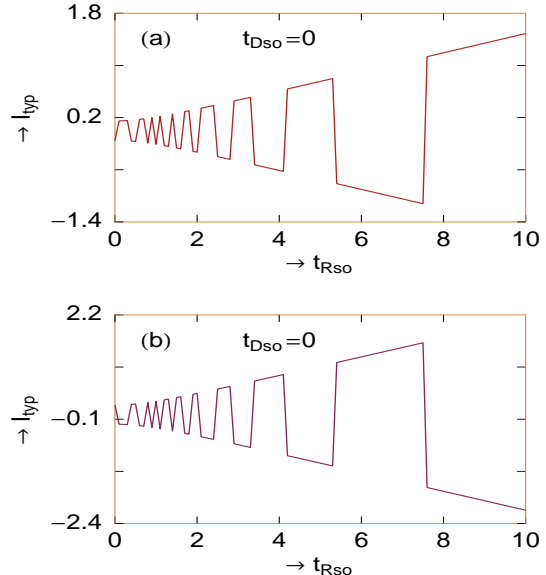


FIG. 5: (Color online). Persistent current at a particular AB flux ($\phi = 0.25$) as a function Rashba SO interaction strength for an ordered mesoscopic ring with $N = 60$ when t_{Dso} is set equal to zero. (a) quarter-filled case and (b) half-filled case.

ring), as it is observed in Fig. 4(b) (black curve). With the introduction of the RSOI, the current starts increasing, and for $t_{Rso} = 3$ (blue) curve, increases significantly, attaining a magnitude of the order of the current in a perfectly ordered ring. Similar observations are made by setting $t_{Rso} = 0$ and varying t_{Dso} . As the SO interaction is a natural interaction for a quantum ring grafted at a heterojunction, we are tempted to propose that the spin-orbit interaction is responsible for an enhanced persistent current in such mesoscopic disordered rings.

IV. CONCLUSION

In conclusion, we have investigated the spectrum and the magnetic response of a tight-binding mesoscopic ring with Rashba and Dresselhaus spin-orbit interactions both analytically and numerically. Two principal results have been obtained and discussed. First, after an exact analysis of the spin dependent Hamiltonian we argue that a minimum in the conductance of the ring system when the DSOI equal the strength of the RSOI provides a method of estimating the strength of the former. Second, we present numerical results of the band structure of the ring system when it is threaded by an Aharonov-Bohm flux ϕ . The effect of the spin-orbit terms on the energy

bands are shown. This is followed by an exhaustive numerical calculation of the persistent current in ordered and disordered rings in the presence of the spin-orbit interactions. The result for the disordered ring exhibits a large persistent current, of the same order of magnitude as that in a perfectly ordered ring, in the presence of

Rashba spin-orbit term alone. This, to our mind, may be a solution to the long standing anomaly between the results obtained for disordered rings (without the Rashba term) and the experimentally observed amplitudes of the persistent current.

-
- [1] I. Zutic, J. Fabian, and S. Das Sarma, *Rev. Mod. Phys.* **76**, 323 (2004).
- [2] S. Datta and B. Das, *Appl. Phys. Lett.* **56**, 665 (1990).
- [3] *Mesoscopic Physics and Electronics*, edited by T. Ando, Y. Arakawa, K. Furuya, S. Komiyama, and H. Nakashima (Springer, Berlin, 1998).
- [4] G.-H. Ding and B. Dong, *Phys. Rev. B* **76**, 125301 (2007).
- [5] S. Bellucci and P. Onorato, *Phys. Rev. B* **78**, 235312 (2008).
- [6] L. Meier, G. Salis, I. Shorubalko, E. Gini, S. Schön, and K. Ensslin, *Nature Physics* **3**, 650 (2007).
- [7] J. Prempfer, M. Trautmann, J. Henk, and P. Bruno, *Phys. Rev. B* **76**, 073310 (2007).
- [8] M. Büttiker, Y. Imry, and R. Landauer, *Phys. Lett.* **96A**, 365 (1983).
- [9] H. F. Cheung, Y. Gefen, E. K. Riedel, and W. H. Shih, *Phys. Rev. B* **37**, 6050 (1988).
- [10] B. L. Altshuler, Y. Gefen, and Y. Imry, *Phys. Rev. Lett.* **66**, 88 (1991).
- [11] A. Schmid, *Phys. Rev. Lett.* **66**, 80 (1991).
- [12] V. Ambegaokar and U. Eckern, *Phys. Rev. Lett.* **65**, 381 (1990).
- [13] P. A. Orellana and M. Pacheco, *Phys. Rev. B* **71**, 235330 (2005).
- [14] L. K. Castelano, G.-Q. Hai, B. Partoens, and F. M. Peeters, *Phys. Rev. B* **78**, 195315 (2008).
- [15] L. P. Levy, G. Dolan, J. Dunsmuir, and H. Bouchiat, *Phys. Rev. Lett.* **64**, 2074 (1990).
- [16] V. Chandrasekhar, R. A. Webb, M. J. Brady, M. B. Ketchen, W. J. Gallagher, and A. Kleinsasser, *Phys. Rev. Lett.* **67**, 3578 (1991).
- [17] E. M. Q. Jariwala, P. Mohanty, M. B. Ketchen, and R. A. Webb, *Phys. Rev. Lett.* **86**, 1594 (2001).
- [18] R. Deblock, R. Bel, B. Reulet, H. Bouchiat, and D. Mailly, *Phys. Rev. Lett.* **89**, 206803 (2002).
- [19] M. Studer, M. P. Walser, S. Baer, H. Rusterholz, S. Schön, D. Schuh, W. Wegscheider, K. Ensslin, and G. Salis, *Phys. Rev. B* **82**, 235320 (2010).
- [20] M. Scheid, M. Kohda, Y. Kunihashi, K. Richter, and J. Nitta, *Phys. Rev. Lett.* **101**, 266401 (2008).
- [21] A. R. Dedigama, D. Jayathilaka, S. H. Gunawardana, S. Q. Murphy, M. Edirisooraya, N. Goel, T. D. Mishima, and M. B. Santos, *Springer Proceedings in Physics* **119**, 35 (2008).
- [22] C. Yin, B. Shen, Q. Zhang, F. Xu, N. Tang, L. Cen, X. Wang, Y. Chen, and J. Yu, *Appl. Phys. Lett.* **97**, 181904 (2010).
- [23] D. Mailly, C. Chapelier, and A. Benoit, *Phys. Rev. Lett.* **70**, 2020 (1993).
- [24] H. Bluhm, N. C. Koshnick, J. A. Bert, M. E. Huber, and K. A. Moler, *Phys. Rev. Lett.* **102**, 136802 (2009).
- [25] M. Abraham and R. Berkovits, *Phys. Rev. Lett.* **70**, 1509 (1993).
- [26] G. Bouzerar, D. Poilblanc, and G. Montambaux, *Phys. Rev. B* **49**, 8258 (1994).
- [27] W. Kohn, *Phys. Rev.* **133**, A171 (1964).