

Rational Design of Half-Metallic Heterostructures

William H. Butler, Claudia K.A. Mewes, Chunsheng Liu, and Tianyi Xu

Center for Materials for Information Technology and Department of Physics & Astronomy

University of Alabama, Box 870209, Tuscaloosa, Alabama 35487, USA

(Dated: October 23, 2018)

Abstract

We present a rational approach to the design of half-metallic heterostructures which allows the design of an infinite number of half-metallic heterostructures. The wide range of materials that can be made half-metallic using our approach makes it possible to engineer materials with tunable characteristic properties, for example low intrinsic magnetic damping, small magnetic moment or perpendicular anisotropy. We demonstrate the proposed design scheme for a series of transition metal heterostructures based on the B2 crystal structure.

PACS numbers: 75.70.-i, 75.47.De, 75.47.Np, 72.25.Ba, 75.70.Cn

A ferromagnet can be viewed as two different materials simultaneously occupying the same space; one material with the majority-spin electronic structure, the other material with the minority-spin electronic structure. The most extreme situation is represented by half-metals in which the electronic structure of one of the spin channels is that of a metal while that of the other is an insulator or semiconductor. Because only one of the spin channels of a half-metal is conductive, a half-metal can in principle generate a fully spin-polarized current. Therefore half-metals are ideal for many present and future spintronic applications injecting spin-dependent currents into semiconductors and such on further improving giant magnetoresistive magnetic field sensors for hard drives and other applications. They may also be advantageous for a new kind of solid state magnetic memory, spin-transfer torque magnetic random access memory (STT-MRAM) that has the potential to become a new and universal memory combining dense data storage with fast read and write while being non-volatile. Although a large number of half-metals have been predicted through first-principles based electronic structure calculations [1–5] these “discoveries” appear to occur mainly through serendipity. In this paper we describe a rational approach to the design of half-metallic heterostructures. This approach allows the design of an infinite number of half-metallic heterostructures and shows how they can be optimized for important applications of intense current practical interest. Optimization might involve controlling the magnetization, the magnetic damping or the magnetic anisotropy while maintaining the half-metallic feature. It might also involve optimizing the electronic structure in the vicinity of the gap to increase the spin polarization at finite temperature.

Creating a Gap. - In order to make a half-metal one needs to create a band gap in either the majority or minority density of states and then one must contrive to place the Fermi energy into this gap. One way to place a gap in the middle of a band or band complex is to apply a theorem which for brevity we call the “gap theorem”. Consider a system with two sublattices, which for definiteness will be called A and B . The electronic structure of transition metal alloys can be well represented by a tight-binding Hamiltonian. The gap theorem states that if the tight-binding representation of the system has a set of atomic orbitals with on-site energies E_A on the A sites and E_B on the B sites and if the A orbitals only interact with the B orbitals, then there will be no states between E_A and E_B . There may be several orbitals on each site, but all of the orbitals on the same site must have the same on-site energy for the theorem to apply. The origin of the theorem

can be easily understood by considering a chain of atoms with a single orbital per atom and nearest neighbor interactions (defined by hopping parameter, w). It is assumed that alternate atoms have on-site energies E_A and E_B (see Figure 1). The system Hamiltonian can then be written as:

$$\hat{H} = \sum_{n \text{ odd}} E_A \hat{c}_n^\dagger \hat{c}_n + \sum_{n \text{ even}} E_B \hat{c}_n^\dagger \hat{c}_n + \sum_n w (\hat{c}_n^\dagger \hat{c}_{n+1} + \hat{c}_n \hat{c}_{n+1}^\dagger). \quad (1)$$

The density states $n(E)$ can be calculated easily using elementary means and is given by

$$n(E) = \frac{1}{w\pi} \text{Im} \left[\frac{x_A + x_B}{\sqrt{x_A^2 x_B^2 - 4x_A x_B}} \right], \quad (2)$$

where $x_A = (E - E_A)/w$ and $x_B = (E - E_B)/w$. The density of electronic states vanishes if $x_A x_B < 0$ because the quantity inside the square brackets will be real. Thus the density of states vanishes if $(E - E_A)(E - E_B) < 0$, or equivalently if $E_A < E < E_B$. The system will have a gap extending from E_A to E_B .

The gap is independent of the inter-site interaction, w , which allows us to easily extend the result to three dimensional systems such as the B2 (or CsCl) system which can be viewed as atomic layers (in this case along (001)) in which, because of the assumption of only nearest neighbor interactions, there are no intra-layer interactions. This means that a lattice Fourier transform in the plane of the layers (perpendicular to (001)) yields expressions formally identical to the expression above, but with w and hence $n(E)$ dependent on k_{\parallel} , the wave vector parallel to the (001) planes. Since the gap between E_A and E_B is not dependent on k_{\parallel} , the gap will remain even after integration over k_{\parallel} .

The theorem can also be applied to a set of degenerate orbitals with different symmetries. As long as the interactions are restricted to nearest neighbors there will be a gap between the onsite energy for the A sites and the onsite energy for the B sites. This is illustrated in Figure 2 for a model B2 system with only d-electrons. This calculation is for a non-orthogonal tight-binding model for a B2 alloy with 5 d-states (of correct symmetry) on each lattice site. Note that the gap occurs for half-filling, 5 states per two atom cell fall below the gap and 5 above. Extension of the arguments of the preceding two paragraphs from the orthogonal tight-binding model to the non-orthogonal case is straight-forward.

Placing the gap at the Fermi energy - In the following we shall use the gap theorem as an aid in designing half-metallic alloys and compounds. To apply the gap theorem to

“real” transition metal alloys and compounds one must recognize that the correspondence between real transition metal alloys and the model for which the gap theorem applies is only approximate. One approximation involved in applying the gap theorem to real materials is the restriction to nearest neighbor interactions. The interactions in real materials often extend over greater distances than nearest neighbors and the s- and d- orbitals are not precisely degenerate. The p-orbitals are usually sufficiently far above the Fermi energy that their influence on the lower lying states can be viewed as a higher order effect.

As an example of the application of the gap theorem, consider the density of states (DOS) of bcc transition metals. The DOS of such systems is well known to have a pronounced minimum when the d-band is approximately half filled. Less well known, but easily demonstrated, is that the minimum becomes much deeper and wider when corner and body atoms are different. This can be understood on the basis of the gap theorem. Consider panels (a-c) of Figure 3 which show a series of DOS for B2 transition metal alloys calculated using first principles with the generalized gradient approximation using the Vienna ab-initio simulation package [6]. If these systems had only d-states and if interactions only extended to nearest neighbors, there would be a gap between the onsite energies of the A atoms and the onsite energies of the B atoms. Rather than a gap, there is a deep, wide minimum in the minority density of states at half-filling which we refer to as a pseudo-gap. For each system shown in Figure 3 (a-c) and for many other B2 transition metal systems there is a deep pseudo-gap at 3 electrons per atom.

For each of the systems shown in Fig. 3 (a-c) the large pseudo-gap allows the system to lower its energy by shifting electrons from one spin channel to the other, to place the Fermi energy (E_F) for one spin channel in the pseudo-gap. Thus the second major task in making a half-metal (placing the gap at the Fermi energy) is often accomplished by nature as it contrives to lower the system energy. It should be realized that a number of other factors come into play when the system places the Fermi energy within the pseudo-gap. Shifting electrons between minority to majority changes the magnetic moment and the band energy. This band energy increase can be partially compensated by Hund’s rule exchange energy which is lowered by maximizing the magnetic moment. Furthermore any energy cost from shifting the bands to increase the moment can be mitigated by increasing the volume. This narrows the bands and reduces the energy cost of increasing the magnetic moment.

The system can further lower its energy if it enhances the pseudo-gap by increasing the

difference in the number of electrons for A and B atoms for the spin channel in which the Fermi energy falls in the gap. According to our first-principles calculations, this happens for many B2 3d transition metal alloys. This enhancement effect leads to an approximate rule of thumb for these alloys: in the pseudo-gapped spin channel, the approximate electron count on alternate layers is 4 and 2 [7]. The 4-2 rule results from a compromise: the system would like to lower its energy by making the electron count as different as possible, but is constrained by the requirements that the average must be 3, that there are only 5 d-states in total, and that the early 3d transition metals are difficult to polarize.

The examples of Fe-Ti and Co-Mn are instructive. For Fe-Ti, the “4-2 rule” forces Fe to divide its 8 electrons as 4 up and 4 down, while Ti also divides its electrons equally as 2 up and 2 down. For this system, the 4-2 rule is sufficiently robust to cancel the magnetic moment of Fe and make a transition metal alloy that is 50% Fe into a nonmagnetic semimetal. For Co-Mn, Co easily polarizes as 5 up, 4 down while Mn produces a large $3 \mu_B$ moment to provide 5 up and 2 down. Thus the majority channel acts (approximately) like a pure bcc material (similar to pure Fe) while the minority channel has a pseudo-gap.

One can maintain the pseudo-gap while combining different B2 systems with relative impurity by layering along the 001 direction - as long as the atoms can realistically observe the 4-2 rule, they will attempt to maintain the pseudo-gap. More precisely, the energy reduction achieved by placing E_F of one of the spin channels in the pseudo-gap will provide the driving force to produce the 4-2 rule. This is illustrated by Fig. 3 (c), which shows the DOS for an (001) layered bcc alloy consisting of Co-Mn-Fe-Ti atomic layers. The minimum of the pseudo-gap in the minority DOS is at precisely 12 electrons/4 atom cell.

Converting the pseudo-gap into a real gap - The pseudo-gap is not a true gap primarily because the next nearest neighbor (NNN) interactions in these materials do not vanish. The NNN interactions are larger for the transition metal atom with higher on-site energy (fewer valence electrons) because they have more extended d-orbitals, and for the e_g symmetry states because they have the strongest overlaps in the NNN directions. This can be seen in Fig. 3 (a) which shows the Mn e_g DOS. The B2 pseudo-gaps can be converted into real gaps by substituting some of the higher on-site energy atoms (e.g. Mn and Ti here) with atoms that do not have d-states. The decreased opportunity for next-nearest neighbor hybridization will narrow the bands and prevent the DOS from tailing into the gap. It is important, however, that the substituted atom is able to sustain the 4-2 rule - thus Si and

Ge are good substitutions for the atom with 2 minority electrons. Figure 3 (d)-(e) shows that the three pseudo-gapped systems (Fig. 3 (a)-(c)) can be converted into half-metals by adding Si.

Considering these ideas further, an infinite number of layered half-metallic structures can be obtained. Note that the Co_2MnSi and Fe_2TiSi are consistent with the $L2_1$ or “full” Heusler crystal structure [3, 11–13]. For the $L2_1$ structures Co_2MnSi and Co_2MnGe it has been observed that for a large number of insertions of single or double atomic layers of various transition metals or combinations of transition metals and nontransition metals the band gap in the minority spin channel remains [14]. The well-known $L2_1$ Heuslers are a subset of the proposed class of half-metals. We emphasize however that the $L2_1$ structure is not required for these materials to be half-metallic. Calculations on supercells of B2 CoMn demonstrate this. In these calculations, random substitution of Mn by Si produces half-metallicity for Si concentrations from $< 12\%$ to $> 33\%$ as shown in Fig. 4.

The extremely wide range of materials that we believe can be made half-metallic opens interesting new possibilities. Some of these materials can be made half-metallic or nearly so with very small or zero moment. The zero moment semimetals (e.g. systems based on FeTi or FeV), may make excellent spacer materials. The very low moment half-metals may also be useful for spin-torque switching. By making heterostructures, we can generate uniaxial anisotropy and perpendicular magnetocrystalline anisotropy. The tremendous flexibility in materials also makes it possible to engineer materials with different characteristic properties, for example low intrinsic magnetic damping [15, 16] which is very important for reducing the critical switching current for spin-torque switching and for increasing the power output of spin-torque oscillators.

Other Families of Half-Metals - In addition to the B2 structure, other systems composed of two atomic species in which the A atoms have only B atoms as nearest neighbors (and vice versa) include systems such the rock salt or B1 structure and the Zincblende or B3 structure. These structures are typically favored by materials with ionic bonds for which the gap theorem usually yields gaps in both channels, i.e. insulators. The transition metal arsenides, VAs, CrAs, and MnAs, however, are predicted to be half-metals in the B3 phase [17, 18]. It is also possible to generalize the gap theorem so that it can be used for more than two types of atoms and to place gaps at other points in the band than the mid-point.

In summary we have presented a rational approach to the design of half-metallic het-

erostructures. This scheme allows the design of an infinite number of half-metallic heterostructures. The underlying physical mechanism has been identified as the so called gap theorem in combination with a 4-2 rule. The design scheme has been demonstrated for a series of B2 transition metal alloys but can be applied to other systems. The rational design scheme allows a wide range of materials to be made half-metallic and allows the optimization of those half-metallic structures for particular applications.

ACKNOWLEDGMENTS

This work was partly supported by NSF-DMR MRSEC 0213985.

-
- [1] A. de Groot and F.M. Mueller and P.G. van Engen and K.H.J. Buschow, Phys. Rev. Lett. **50**, 2024 (1983).
 - [2] K. Schwarz, J. Phys. F: Met. Phys. **16**, L211 (1986).
 - [3] I. Galanakis and Ph. Mavropoulos and P.H. Dederichs, J. Phys. D: Appl. Phys. **39**, 765 (2006).
 - [4] S. Wurmehl and G.H. Fecher and K. Kroth and F. Kronast and H.A. Dürr and Y. Takeda and Y. Saitoh and K. Kobayashi and H.-J. Lin and G. Schönhense and C. Felser, J. Phys. D: Appl. Phys. **39**, 803 (2006).
 - [5] H.C. Kandpal and G.H. Fecher and C. Felser, J. Phys. D: Appl. Phys. **40** 1507 (2007).
 - [6] G. Kresse and J. Hafner, Phys. Rev. B **47**, 558 (1993), Phys. Rev. B **49**, 14251 (1994).
 - [7] D. Adams, The Hitchhiker's Guide to the Galaxy, Random House Publishing Group, June 1997.
 - [8] P.C. Hohenberg and W. Kohn, Phys. Rev. B. **136**, 864 (1964).
 - [9] W. Kohn and L. J. Sham, Phys. Rev. A. **140**, 1133 (1965).
 - [10] U. von Barth and L. Hedin, J. Phys. C **5**, 1629 (1972).
 - [11] I. Galanakis and P.H. Dederichs and N. Papanikolaou, Phys. Rev. B **66**, 174429 (2002).
 - [12] C. Felser and B. Heitkamp and F. Kronast and D. Schmitz and S. Cramm and H.A. Dürr and H.J. Elmers and G.H. Fecher and S. Wurmehl and T. Block and D. Valdaitsev and S.A. Nepijko and A. Gloskovskii and G. Jacob and G. Schönhense and W. Eberhardt, J. Phys.: Condens. Matter **15**, 7019 (2003).

- [13] C. Felser and G.H. Fecher and B. Balke, *Angew. Chem.* **119**, 680 (2007).
- [14] C.A. Culbert, M. Williams, M. Chshiev and W.H. Butler, *J. Appl. Phys.* **103**, 07D707 (2008).
- [15] C. Liu, C.K.A. Mewes, M. Chshiev, T. Mewes and W.H. Butler, *Appl. Phys. Lett.* **95**, 022509 (2009).
- [16] H. Lee, Y.-H. A. Wang, C. K. A. Mewes, W. H. Butler, T. Mewes, S. Maat, B. York, M. J. Carey, and J. R. Childress, *Appl. Phys. Lett.* **95**, 082502 (2009)
- [17] M. Shirai, *Physica E* **10**, 143 (2001).
- [18] M. Shirai, *J. Appl. Phys.* **93**, 6844 (2003).

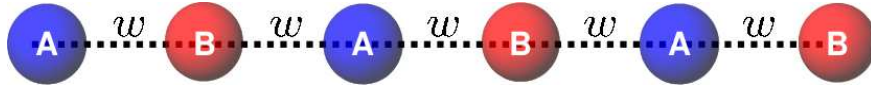


FIG. 1. One dimensional alternating atomic chain with only nearest neighbor interactions.

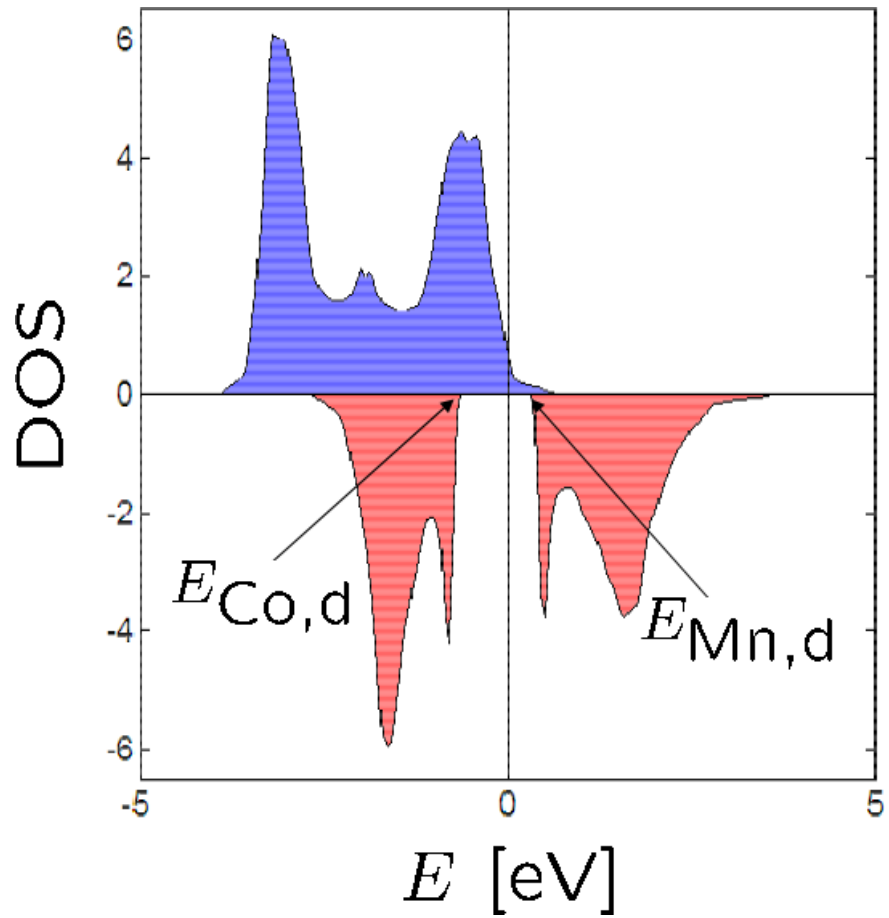


FIG. 2. Density of states for a B2 lattice (CoMn) including only d-states. The interaction range is restricted to nearest neighbors.

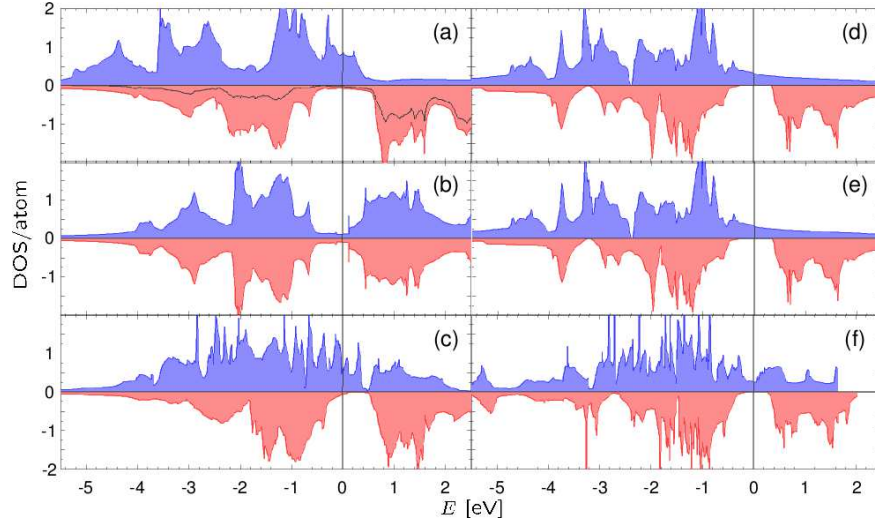


FIG. 3. Density of states for (a) CoMn, (b) FeTi, (c) CoMnFeTi, (d) Co₂MnSi, (e) Fe₂TiSi and (f) Co₂MnSiFe₂TiSi, positive energies: majority spins, negative energies: minority spins, additional line in subfigure (a) shows the Mn e_g DOS.

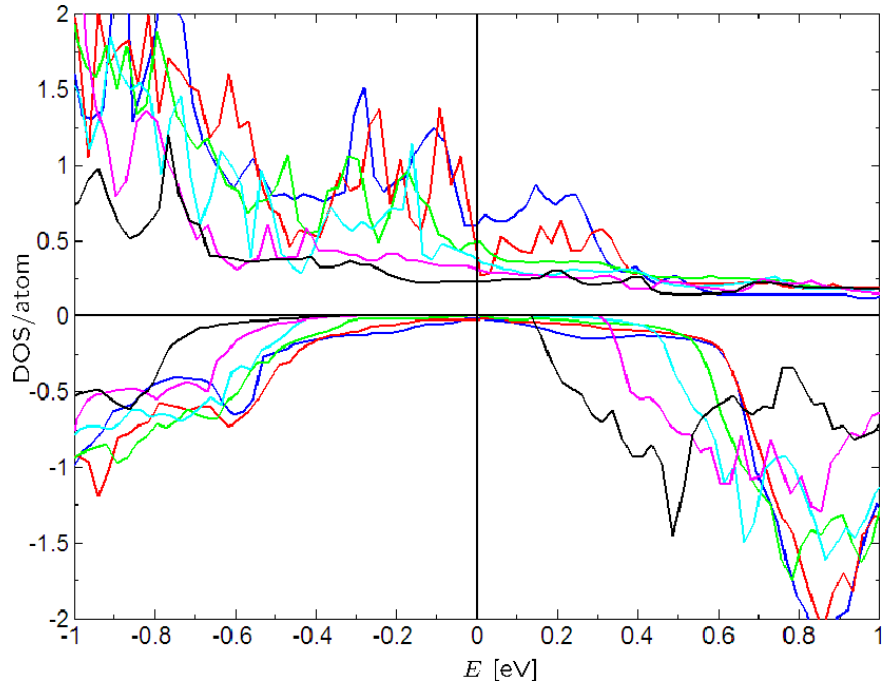


FIG. 4. Density of states for a 16 atom super cell of B2 $\text{Co}_8\text{Mn}_{8-n}\text{Si}_n$ with n atoms of Si replacing Mn, blue, red, green, cyan, magenta and black correspond to $n = 0, 1, \dots, 5$ respectively.