

Rotor-Router Aggregation on the Comb

Wilfried Huss*, Ecaterina Sava†

November 29, 2018

Abstract

We prove a shape theorem for rotor-router aggregation on the comb, for a specific initial rotor configuration and clockwise rotor sequence for all vertices. Furthermore, as an application of rotor-router walks, we describe the harmonic measure of the rotor-router aggregate and related shapes, which is useful in the study of other growth models on the comb. We also identify the shape for which the harmonic measure is uniform. This gives the first known example where the rotor-router cluster has non-uniform harmonic measure, and grows with different speeds in different directions.

Keywords: growth model, comb, rotor-router, asymptotic shape, harmonic measure.

1 Introduction

Rotor-router walks are deterministic analogues to random walks, which have been introduced into the physics literature under the name *Eulerian walks* by PRIEZZHEV, D.DHAR ET AL [PDDK96] as a model of *self organized criticality*, a concept established by BAK, TANG AND WIESENFELD [BTW88].

In a rotor-router walk on a graph G , for each vertex $x \in G$ a cyclic ordering $c(x)$ of its neighbours is chosen. At each vertex we have an arrow (rotor) pointing to one of the neighbours of the vertex. A particle performing a *rotor-router walk* carries out the

*University of Siegen, Germany. Research supported by the FWF program FWF-P19115-N18

†Graz University of Technology, Austria. Research supported by the FWF program W 1230-N13

This is an electronic reprint of the original article published in <i>The Electronic Journal of Combinatorics</i> , 2011, 18(1) , P224. This reprint differs from the original in pagination and typographic detail.

following procedure at each step: first it changes the rotor at its current position x to point to the next neighbour of x defined by the ordering $c(x)$, and then the particle moves to the neighbour the rotor is now pointing at.

The behaviour of rotor-router walks is in some respects remarkably close to that of random walks. See for example COOPER AND SPENCER [CS06] and DOERR AND FRIEDRICH [DF06].

In the present paper, we are interested in a process called *rotor-router aggregation*, defined as follows. Choose a root vertex $o \in G$ and let $R_1 = \{o\}$. The sets R_n are defined recursively, by

$$R_{n+1} = R_n \cup \{z_n\} \quad \text{for } n \geq 1,$$

where z_n is the first vertex outside R_n that is visited by a rotor-router walk started at the origin o . The rotor configuration is not changed when a new particle is started at the origin. We will call the set R_n the *rotor-router cluster* of n particles.

Rotor-router aggregation on the Euclidean lattice \mathbb{Z}^d has been studied by LEVINE AND PERES [LP09], who showed that the rotor-router cluster R_n forms a ball in the usual Euclidean distance. On the homogeneous tree LANDAU AND LEVINE [LL09] proved that, under certain conditions on the initial configuration of rotors, the rotor-router cluster R_n forms a perfect ball with respect to the graph metric, whenever it has the right amount of particles. KAGER AND LEVINE [KL10] studied the shape of the rotor-router cluster on a modified two-dimensional lattice, which they call the *layered square lattice*.

In each of these examples the fluctuations of the cluster around the limiting shape are much smaller in rotor-router aggregation than in the corresponding random growth model called *internal diffusion limited aggregation (IDLA)*, where particles perform independent random walks before they settle and attach to the cluster. In the case of the homogeneous tree and the layered square lattice, the fluctuations even vanish completely in the deterministic model.

We will use the technique introduced in [KL10] in order to study rotor-router aggregation on the two-dimensional comb \mathcal{C}_2 , which is the spanning tree of the two-dimensional lattice \mathbb{Z}^2 , obtained by removing all horizontal edges of \mathbb{Z}^2 except the ones on the x -axis. In other words, the graph \mathcal{C}_2 can be constructed from a two-sided infinite path \mathbb{Z} (the "*backbone*" of the comb), by attaching copies of \mathbb{Z} (the "*teeth*") at every vertex of the backbone.

We use the standard embedding of the comb into the two-dimensional Euclidean lattice \mathbb{Z}^2 , and use Cartesian coordinates $z = (x, y) \in \mathbb{Z}^2$ to denote vertices of \mathcal{C}_2 . The vertex $o = (0, 0)$ will be the *root vertex*, see Figure 1(a). For functions g on the vertex set of \mathcal{C}_2 we will often write $g(x, y)$ instead of $g(z)$, when $z = (x, y)$.

While \mathcal{C}_2 is a very simple graph, it has some remarkable properties. For example, the *Einstein relation* between the spectral-, walk- and fractal-dimension is violated on the comb, see BERTACCHI [Ber06]. PERES AND KRISHNAPUR [KP04] showed that on \mathcal{C}_2 two independent simple random walks meet only finitely often; this is the so-called *finite*

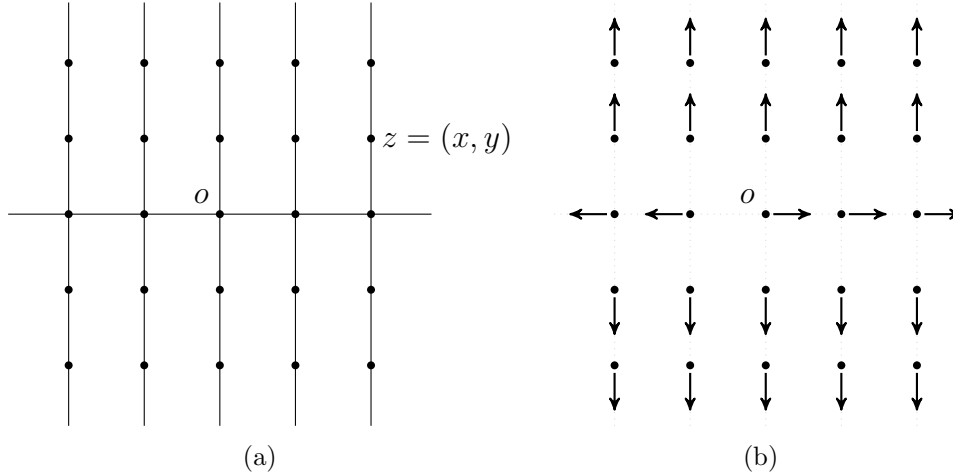


Figure 1: (a) The two-dimensional comb \mathcal{C}_2 . (b) The initial rotor configuration ρ_0 .

collision property.

The structure of this paper is as follows. In Section 2 we recall some preliminary results due to KAGER AND LEVINE [KL10], which will be applied in order to prove the main result of the paper. In Section 3 we describe the shape of the rotor-router cluster on \mathcal{C}_2 , for the initial rotor configuration ρ_0 in Figure 1(b). Define

$$B_m = \{(x, y) \in \mathcal{C}_2 : |x| \leq m, |y| \leq h(m - |x|)\} \quad \text{for } m \in \mathbb{N}, \quad (1)$$

for some function $h : \mathbb{N}_0 \rightarrow \mathbb{N}_0$. The main result of the paper is the following.

Theorem 1.1. *Let R_n be the rotor-router cluster of n particles on the comb \mathcal{C}_2 , with initial rotor configuration as in Figure 1(b) and clockwise rotor sequence for all $x \in \mathcal{C}_2$. Let B_m be as in (1) with*

$$h(x) = \left\lfloor \frac{(x+1)^2}{3} \right\rfloor.$$

Then, for all $m \geq 0$ and $n_m = |B_m|$, the rotor-router cluster R_{n_m} satisfies $R_{n_m} = B_m$.

The main idea of the proof is to study rotor-router aggregation on the non-negative integers \mathbb{N}_0 , and then to glue different copies of \mathbb{N}_0 on the “backbone” of \mathcal{C}_2 , in order to get information on the behaviour of the rotor-router cluster. In the upcoming paper [HS11] the authors study IDLA on the comb. This gives another case where all fluctuations disappear in rotor-router aggregation when compared with IDLA.

As an application of rotor-router walks, in Section 4 we give a method to describe the *harmonic measure* of generic sets B_m , of the form (1). For this, let

$$\partial B_m = \{z \in B_m : \exists \text{ neighbour } y \text{ of } z \text{ in } \mathcal{C}_2, \text{ such that } y \notin B_m\} \quad (2)$$

be the *inner boundary* of the set B_m . The harmonic measure of B_m is defined as the exit distribution of a *simple random walk* from the set B_m . For $z \in \partial B_m$, we denote by $\nu_{m,o}(z)$

the probability that a simple random walk started at the origin $o \in \mathcal{C}_2$ hits ∂B_m in z . In order to compute $\nu_{m,o}(z)$, we consider a special rotor-router process, which allows us to obtain exact results in several cases. In particular, we identify the subsets of the comb for which the harmonic measure is uniform.

Theorem 1.2. *Let $B_m \subset \mathcal{C}_2$ be as in (1), with $h(x) = x^2$. Then the harmonic measure $\nu_{m,o}$ of B_m is the uniform measure on ∂B_m .*

For the rotor-router cluster in Theorem 1.1, we are able to give asymptotics of the harmonic measure. We prove the following.

Theorem 1.3. *Let $B_m \subset \mathcal{C}_2$ be as in (1) with $h(x) = \lfloor (x+1)^2/3 \rfloor$, and $z = (z_x, z_y) \in \partial B_m$. There exists a function $e : \mathbb{N}_0 \rightarrow \mathbb{N}$ with $\lim_{x \rightarrow \infty} \frac{e(x)}{x} = c$, and $0 < c < 1/2$, such that for all $m \geq 0$ the harmonic measure $\nu_{m,o}(z)$ is proportional to $e(m - |z_x|)$.*

This gives the first example where the rotor-router cluster is not a set with uniform harmonic measure, and grows faster in the vertical direction than in the horizontal direction.

We want to emphasize that it is not easy to apply this method in many cases, since it requires exact knowledge of the odometer function of the rotor-router walk, and at least some insight in the structure of the *Abelian sandpile group* of the set under consideration. The connection of the *Abelian sandpile group* to the rotor-router model has been established in the physics literature; see [PPS98, PDDK96]. One can define a group based on the action of a particle which performs a rotor-router walk on the rotor configuration. This *rotor-router group* is abelian and isomorphic to the Abelian sandpile group. This isomorphism has been proven formally in [LL09]. For a self-contained introduction see the overview paper of HOLROYD, LEVINE, ET.AL. [HLM⁺08].

2 Preliminaries

Let $(G, E(G))$ be an infinite, undirected and connected graph, with vertex set G , equipped with a symmetric *adjacency relation* \sim , which defines the set of edges $E(G)$ (as a subset of $G \times G$). We write (x, y) for the edge between the pair of neighbours x, y . In order to simplify the notation, instead of writing $(G, E(G))$ for a graph, we shall write only G , and it will be clear from the context whether we are considering edges or vertices. We denote by $d(x)$ the degree of the vertex x , that is, the number of neighbours of x in G . Fix a nonempty subset $S \subset G$ of vertices called *sinks*, and let $G' = G \setminus S$.

The *odometer function* $u(x)$ of the rotor-router aggregation is defined as the number of particles sent out by the vertex x during the creation of the rotor-router cluster R_n of n particles.

A *rotor configuration* on G is a function $\rho : G' \rightarrow G$, such that $\rho(x)$ is a neighbour of x , for all $x \in G'$, that is $(x, \rho(x)) \in E(G)$. Hence, ρ assigns to every vertex one of its

neighbours. A rotor configuration ρ is called *acyclic*, if the subgraph of G spanned by the rotors contains no directed cycles. A *particle configuration* on G is a function $\sigma : G \rightarrow \mathbb{Z}$, with finite support. If $\sigma(x) = m > 0$, we say that there are m particles at vertex x . The *rotor sequence* at vertex x will be denoted by $c(x) = (x_0, x_1, \dots, x_{d(x)-1})$ where all $x_i \sim x$ and $x_i \neq x_j$ for $i \neq j$, with $i, j = 0, 1, \dots, d(x) - 1$. If $y = x_i \in c(x)$, for some $i \in \{0, 1, \dots, d(x) - 1\}$, we denote by y^+ the vertex $x_{(i+1) \bmod d(x)}$.

Definition 2.1 (Toppling operator). *Fix a vertex $x \in G'$. For a rotor configuration ρ and a particle configuration σ on G , we define the toppling operator F_x , which sends one particle out of vertex x , by*

$$F_x(\rho, \sigma) = (\rho', \sigma'),$$

where the new rotor configuration ρ' is given by

$$\rho'(y) = \begin{cases} \rho(y)^+ & \text{if } y = x, \\ \rho(y) & \text{otherwise,} \end{cases}$$

and the new particle configuration σ' is given by

$$\sigma'(y) = \begin{cases} \sigma(y) - 1 & \text{if } y = x, \\ \sigma(y) + 1 & \text{if } y = \rho'(x), \\ \sigma(y) & \text{otherwise.} \end{cases}$$

So F_x first changes the rotor configuration by rotating the arrow at x to its next position in the cyclic ordering $c(x)$, and then it sends a particle to the vertex the rotor at x is now pointing at. The operation F_x of toppling at some vertex x can be successful even if there is no particle at x . If this is the case, then a “virtual particle” is sent away from x and a “hole” is left there. If there is already a hole at x , the operator F_x will increase its depth by one. In the normal rotor-router aggregation no holes are ever created during the whole process. A sequence of topplings $\{x_k\}_{k \geq 1}$ is called *legal*, if no holes are created when the vertices x_k are toppled in sequence.

Note that the toppling operators commute, i.e., $F_x F_y = F_y F_x$ for all $x, y \in G'$. This is the usual *abelian property* for rotor-router walks. While the final configuration is always the same, rearranging the order of the topplings can turn a legal toppling sequence into one that creates holes and virtual particles.

Given a function $u : G' \rightarrow \mathbb{N}$, let

$$F^u = \prod_{x \in G'} F_x^{u(x)},$$

where product means composition of the operators. Because of the abelian property, F^u is well defined.

In order to prove a shape result for rotor-router aggregation on \mathcal{C}_2 , for a specific initial configuration, we will apply a stronger version of the usual Abelian property of rotor-router walks, which has been recently introduced by KAGER AND LEVINE [KL10]. We state it here for completeness.

Theorem 2.2 (Strong Abelian Property). *Let ρ_0 be a rotor configuration and σ_0 a particle configuration on G . Given two functions $u_1, u_2 : G' \rightarrow \mathbb{N}$, write*

$$F^{u_i}(\rho_0, \sigma_0) = (\rho_i, \sigma_i), \quad i = 1, 2.$$

If $\sigma_1 = \sigma_2$ on G' , and both ρ_1 and ρ_2 are acyclic, then $u_1 = u_2$.

Note that the equality $u_1 = u_2$ implies also that $\rho_1 = \rho_2$, and moreover $\sigma_1 = \sigma_2$ on all of G . This result allows us to drop the hypothesis of legality: each final particle configuration can only be achieved by a unique amount of toppings for each vertex, even if we allow virtual particles to be formed during the process.

FRIEDRICH AND LEVINE [FL11] used the *Strong Abelian Property* to give an exact characterization of the odometer function of rotor-router aggregation. Recall that the odometer function $u(x)$ at some vertex x represents the number of particles sent out by x during the creation of the rotor-router cluster.

Theorem 2.3 (Friedrich, Levine). *Let G be a finite or infinite directed graph, ρ_0 an initial rotor configuration on G , and $\sigma_0 = n \cdot \delta_o$. Fix $u_\star : G \rightarrow \mathbb{N}$, and let*

$$A_\star = \{x \in G : u_\star(x) > 0\}.$$

Further define ρ_\star and σ_\star by

$$F^{u_\star}(\rho_0, \sigma_0) = (\rho_\star, \sigma_\star).$$

Suppose the following properties hold

- (a) $\sigma_\star \leq 1$,
- (b) A_\star is finite,
- (c) $\sigma_\star(x) = 1$ for all $x \in A_\star$, and
- (d) ρ_\star is acyclic on A_\star .

Then u_\star is the rotor-router odometer function of n particles.

Using Theorem 2.3, for the proof of Theorem 1.1 it is enough to give an explicit formula for the corresponding odometer function, and to check if it satisfies all the required properties.

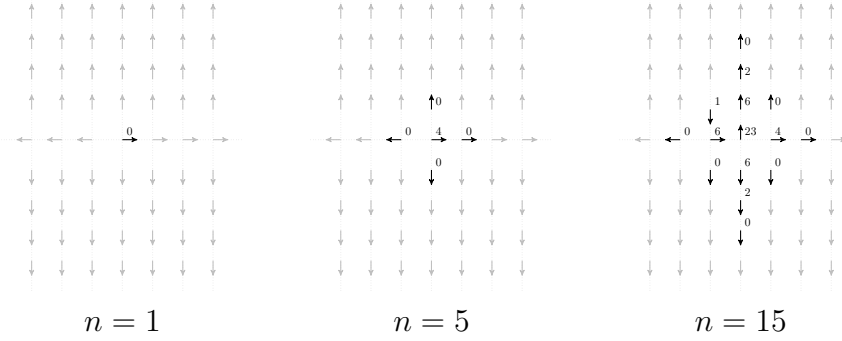


Figure 2: The first three fully symmetric configurations, consisting of n particles. The numbers on the arrows are the values of the odometer function u_n .

3 Rotor-Router Aggregation

Consider now the rotor-router aggregation on the comb \mathcal{C}_2 , and the initial rotor configuration as in Figure 1(b). Through this section, B_m will be the set defined in (1), with $h(x)$ given by

$$h(x) = \left\lfloor \frac{(x+1)^2}{3} \right\rfloor.$$

Definition 3.1. Let (ρ, σ) be the final configuration of the rotor-router aggregation process of $|B_m|$ particles described in Theorem 1.1. The configuration (ρ, σ) is then called the m -th fully symmetric configuration.

Figures 2 and 3 show examples of fully symmetric configurations. In Figure 3, one can observe that the fully symmetric configuration of $|B_7|$ particles, as well as its corresponding rotor-router odometer function, are obtained by shifting “half“ of the configuration of $|B_6|$ particles one step in the direction of the positive resp. negative x -axis and filling in the values for the “tooth“ corresponding to $x = 0$. It turns out that this is true for all fully symmetric configurations (with the exception of the first 3). This property will play an important role in the proof of Theorem 1.1.

For proving Theorem 1.1, an exact expression for the cardinality of the sets B_m is needed.

Lemma 3.2. Let B_m be the set defined in (1), with $h(x) = \left\lfloor \frac{(x+1)^2}{3} \right\rfloor$. Then, for all $m \geq 0$ the cardinality of B_m is given by

$$|B_m| = \frac{1}{9} [4m^3 + 12m^2 + 24m + 5 + 2((m+2) \bmod 3)]. \quad (3)$$

Proof. In order to simplify the statement of the Lemma, we have to distinguish three

cases, namely for $m = 3k + i$, with $i = 0, 1, 2$. The right-hand side of (3) is then equal to

$$\begin{aligned} N_0(k) &= 12k^3 + 12k^2 + 8k + 1, \text{ for } m = 3k \\ N_1(k) &= 12k^3 + 24k^2 + 20k + 5, \text{ for } m = 3k + 1 \\ N_2(k) &= 12k^3 + 36k^2 + 40k + 15, \text{ for } m = 3k + 2. \end{aligned} \tag{4}$$

Moreover, in the three cases $m = 3k + i$, with $i = 0, 1, 2$, the function h can be written as follows.

$$\begin{aligned} h(3k) &= 3k^2 + 2k \\ h(3k + 1) &= 3k^2 + 4k + 1 \\ h(3k + 2) &= 3k^2 + 6k + 3. \end{aligned} \tag{5}$$

We prove (4) by induction on k . The base case $m = 1$ is immediate from the definition of B_m . With

$$|B_{m+1}| = |B_m| + 2[h(m) + h(m + 1) + 1]$$

follows the inductive step. □

Next, we will find an exact formula for the odometer function of the rotor-router aggregation defined in Theorem 1.1, and we shall prove its correctness using Theorem 2.3. For this, we first have a detailed look at the rotor-router process on the non-negative integers.

3.1 Rotor-Router on the non-negative Integers

For a better understanding of the rotor-router process on the comb \mathcal{C}_2 , we first analyse it on the half-line, where it is very simple. Consider $G = \mathbb{N}_0$, with sink vertex 0, and the initial rotor configuration $\tilde{\rho}_0 : \mathbb{N} \rightarrow \mathbb{N}_0$ given by

$$\tilde{\rho}_0(y) = y + 1, \quad \text{for all } y \in \mathbb{N}.$$

Let $\tilde{R}_1 = \{1\}$, and define a modified rotor-router aggregation process \tilde{R}_n recursively as follows. Start a rotor-router walk in 1, and stop the particle when it either reaches the sink 0, or exits the previous cluster \tilde{R}_{n-1} . Denote by \tilde{z}_n the vertex where the n -th particle stops, and by $\tilde{\rho}_n$ and \tilde{u}_n the rotor configuration and odometer function at that time. Then,

$$\tilde{R}_n = \begin{cases} \tilde{R}_{n-1} \cup \{\tilde{z}_n\}, & \text{if } \tilde{z}_n \neq 0 \\ \tilde{R}_{n-1}, & \text{otherwise.} \end{cases}$$

Obviously $\tilde{R}_n = \{1, \dots, \tilde{h}(n)\}$ for some sequence $\tilde{h}(n)$. Since $\tilde{\rho}_0$ is acyclic, all rotor configurations $\tilde{\rho}_n$ are acyclic and have the form

$$\tilde{\rho}_n(y) = \begin{cases} y - 1, & 0 \leq y \leq \tilde{r}(n) \\ y + 1, & \text{otherwise,} \end{cases}$$

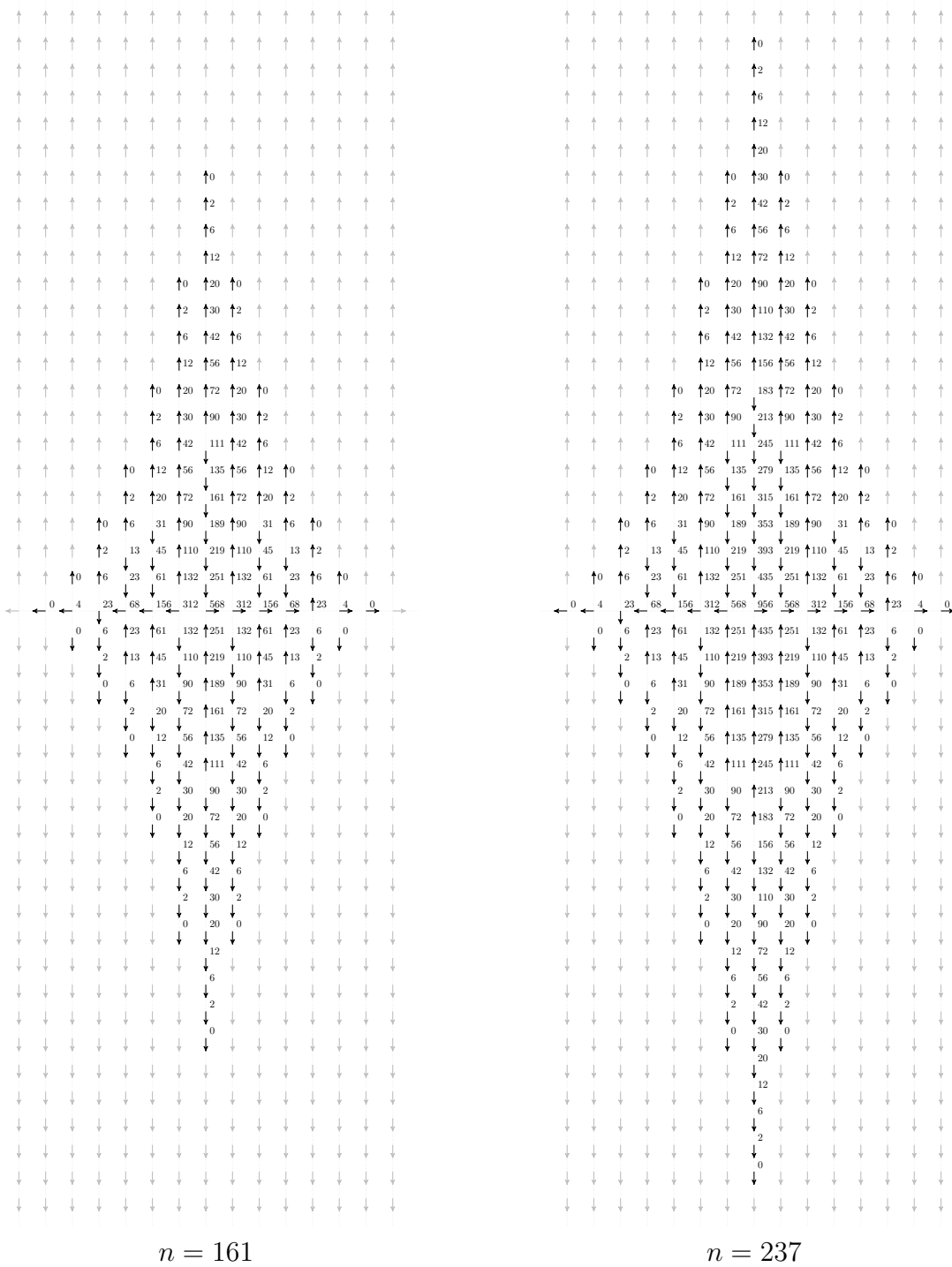


Figure 3: The 6th and 7th fully symmetric configurations, consisting of $|B_6|$ and $|B_7|$ particles. The numbers are the values of the odometer function u_6 and u_7 , respectively.

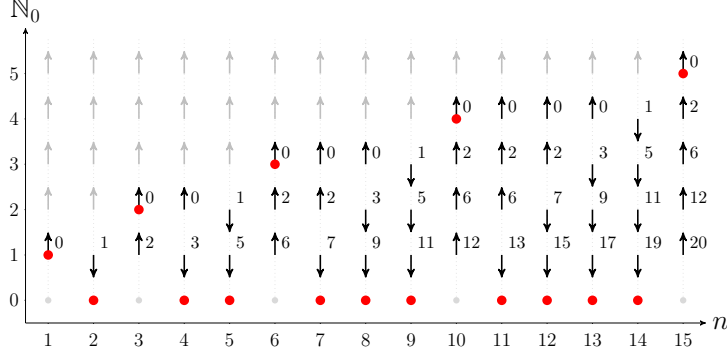


Figure 4: The first steps of the process \tilde{R}_n on \mathbb{N} . The dots mark the vertex where the current particle stopped.

for some numbers $0 \leq \tilde{r}(n) \leq \tilde{h}(n)$. Here, $\tilde{r}(n)$ represents the vertex where the rotors change direction: all rotors up to $\tilde{r}(n)$ point inwards (\downarrow), and all rotors from $\tilde{r}(n) + 1$ up to $\tilde{h}(n)$ point outwards (\uparrow).

For numbers h, r and y in \mathbb{N}_0 , with $0 \leq r \leq h$ define the function \tilde{u} as

$$\tilde{u}(h, r, y) = \begin{cases} f(h - y) + e(r - y), & 1 \leq y \leq r \\ f(h - y), & r < y \leq h \\ 0, & \text{otherwise,} \end{cases} \quad (6)$$

where the functions e and f are given by $e(y) = 2y + 1$ and $f(y) = y(y + 1)$.

The odometer function $\tilde{u}(n)$ of the rotor-router process \tilde{R}_n can now be defined in terms of (6) by setting

$$\tilde{h}(n) = \max \left\{ k \in \mathbb{N} : \frac{k(k+1)}{2} \leq n \right\}, \quad \tilde{r}(n) = n - \frac{\tilde{h}(n)(\tilde{h}(n)+1)}{2} \quad (7)$$

and

$$\tilde{u}_n(y) = \tilde{u}(\tilde{h}(n), \tilde{r}(n), y), \quad (8)$$

for $\tilde{h}(n)$ and $\tilde{r}(n)$ as defined in (7). It is easy to verify by induction that \tilde{u}_n correctly describes the odometer function of \tilde{R}_n . See Figure 4 for a graphical representation of the process \tilde{R}_n .

3.2 Rotor-Router on the Comb

Since the rotor-router aggregation on the “half-teeth” of \mathcal{C}_2 behaves like the process \tilde{R}_n from the previous section, it is enough to determine the numbers h and r in (6), which now depend on x and the number of particles, in order to fully specify the odometer function on \mathcal{C}_2 for points off the x -axis.

Let B_m as defined in (1), with $h(x) = \lfloor \frac{(x+1)^2}{3} \rfloor$ and define $r(x)$ by

$$r(x) = \begin{cases} 0, & x \in \{0, 1\} \\ \frac{1}{18}(x^2 - 7x + 10), & x \equiv 2 \pmod{3} \\ \frac{1}{6}(x^2 - x + 6), & \text{otherwise.} \end{cases} \quad (9)$$

Define $u_m : B_m \rightarrow \mathbb{N}$ by

$$u_m(x, y) = u'(m - |x|, |y|), \quad (10)$$

where

$$u'(x, y) = \begin{cases} \tilde{u}(h(x), r(x), y), & y > 0 \\ 2f(h(x)) + 2e(r(x)) - 2 - \mathbf{1}_{\{x=2\}}, & y = 0, \end{cases} \quad (11)$$

with \tilde{u} as in (6), $h(x)$ and $r(x)$ defined as above, and $e(x) = 2x + 1$ and $f(x) = x(x + 1)$. We claim that u_m is the odometer function for rotor-router aggregation of $|B_m|$ particles on the comb.

3.2.1 Proof of Theorem 1.1

Let B_m as defined in (1), with $h(x) = \lfloor (x + 1)^2/3 \rfloor$ as in Theorem 1.1, and u_m defined as in (10).

Lemma 3.3. *Let ρ_0 be the initial rotor configuration defined in Figure 1(b), and the initial particle configuration $\sigma_0 = |B_m| \cdot \delta_o$. Furthermore, define ρ_m and σ_m as*

$$(\rho_m, \sigma_m) = F^{u_m}(\rho_0, \sigma_0),$$

with u_m as in (10). If a clockwise rotor sequence is assumed for all vertices, then u_m is the odometer function of the rotor-router aggregation with $|B_m|$ particles and moreover $\sigma_m = \mathbf{1}_{B_m}$, for all $m \geq 3$.

Proof. To verify that u_m is indeed the odometer function of this rotor-router process, we need to check the four properties of Theorem 2.3, with

$$A_\star = B_m \setminus \partial B_m,$$

where ∂B_m is the inner boundary of B_m defined in (2). The set A_\star is obviously finite. For those vertices $z \in A_\star$ that have neighbours in $B_m \setminus A_\star$, we have by (8) and (6) that $u_m(z) \leq 3$ if z is not on the x -axis, and $u_m(z) = 4$ otherwise. In both cases at most one particle is sent to some vertex outside of A_\star , hence $\sigma_m(z) \leq 1$ for all $z \notin A_\star$.

Next we verify that the final particle configuration σ_m is equal to 1 on A_\star . Since by definition u_m is symmetric, it is enough to consider only one quadrant. Additionally, we shift the coordinate system such that the point $(-m, 0)$ lies at the origin, which means that we can work with the function u' , defined in (11). Since u' does not depend on the

parameter m , most of what follows holds independently of m . Only for the center $(m, 0)$ of the set B_m (Case 4), we need to take the parameter m into account. Let $z = (x, y) \in A_*$ with $x, y \geq 0$. We distinguish several cases.

Case 1. $y \geq 2$: For vertices (x, y) , with $y \geq 2$, the rotor-router aggregation behaves as the process \tilde{R}_m , defined in Section 3.1. From Figure 4, and due to the fact that the final rotor configuration restricted to each “tooth” is acyclic, there are again four possible situations:

- (a) The rotors at the vertices $(x, y - 1)$, (x, y) and $(x, y + 1)$ all point outwards (\uparrow). This is the case when $r(x) < y - 1$, hence the vertex (x, y) receives $\frac{1}{2}\tilde{u}_m(y - 1) + \frac{1}{2}\tilde{u}_m(y + 1)$ particles from its upper and lower neighbours, and it sends $\tilde{u}_m(y)$ particles. That is,

$$\sigma_m(x, y) = \frac{1}{2}[f(h(x) - y + 1) + f(h(x) - y - 1)] - f(h(x) - y) = 1.$$

- (b) The rotors at the vertices $(x, y - 1)$, (x, y) and $(x, y + 1)$ all point inwards (\downarrow). Hence $r(x) \geq y + 1$ and, comparing the numbers of incoming and outgoing particles, we have

$$\begin{aligned} \sigma_m(x, y) &= \frac{1}{2}[f(h(x) - y + 1) + e(r(x) - y + 1) + f(h(x) - y - 1) \\ &\quad + e(r(x) - y - 1)] - f(h(x) - y) - e(r(x) - y) = 1. \end{aligned}$$

- (c) When the rotors from 1 to $y - 1$ point inwards (\downarrow) and from y to $h(x)$ point outwards (\uparrow), then $r(x) = y - 1$, and we have

$$\begin{aligned} \sigma_m(x, y) &= \frac{1}{2}[f(h(x), r(x), y - 1) + e(0) - 1] \\ &\quad + \frac{1}{2}f(h(x), r(x), y + 1) - f(h(x), r(x), y) = 1. \end{aligned}$$

- (d) The last case which can appear is when all rotors from y to 0 point inwards (\downarrow), and from $y + 1$ to $h(x)$ outwards (\uparrow). Then $r(x) = y$ and

$$\begin{aligned} \sigma_m(x, y) &= \frac{1}{2}[f(h(x), r(x), y - 1) + e(1) - 1] \\ &\quad + \frac{1}{2}f(h(x), r(x), y + 1) - f(h(x), r(x), y) - 1 = 1. \end{aligned}$$

Therefore $\sigma(x, y) = 1$ for all $(x, y) \in B_m$ with $y \geq 2$. Moreover, no closed cycle is formed by these vertices in the final rotor configuration ρ_m .

Case 2. $y = 1$: Consider $\sigma_m(z)$ for the vertex $z = (x, 1)$. For $x \geq 9$ the number of inwards pointing rotors $r(x)$ is always greater than 2. So with the exception of a finite number of exceptional points ($x \in \{1, 2, 5, 8\}$), all relevant rotors on the teeth are pointing inwards (\downarrow) and the vertex z receives $\lceil \frac{1}{2}u'(x, 2) \rceil$ particles from its upper neighbour. For

$x \geq 3$, the number $u'(x, 0)$ is divisible by 4, so all neighbours of $(x, 0)$ receive exactly the same amount of particles. Hence

$$\begin{aligned}\sigma_m(x, 1) &= \frac{1}{4}u'(x, 0) + \frac{1}{2}(u'(x, 2) + 1) - u'(x, 1) = \frac{1}{4}[2f(h(x)) + 2e(r(x)) - 2] \\ &\quad + \frac{1}{2}[f(h(x) - 2) + e(r(x) - 2) + 1] - f(h(x) - 1) - e(r(x) - 1) \\ &= \frac{1}{4}[2h(x)(h(x) + 1) + 2(2r(x) + 1) - 2] \\ &\quad + \frac{1}{2}[(h(x) - 2)(h(x) - 1) + 2(r(x) - 2) + 2] \\ &\quad - (h(x) - 1)h(x) - 2(r(x) - 1) - 1 = 1.\end{aligned}$$

if z is non-exceptional. At the exceptional points $z = (x, 1)$, for $x \in \{1, 2, 5, 8\}$, the correctness of the function u' can be verified by direct computation.

Case 3. $x \neq m$ and $y = 0$: On the x -axis, the points $z = (x, 0)$ for $x \in \{2, 5\}$ are again exceptional and need to be checked separately. The case $x = 0$ does not have to be checked at all, and $x = 1$ has already been checked at the start of the proof.

For $x \notin \{2, 5\}$, the vertex $z = (x, 0)$ receives particles from $(x - 1, 0)$, $(x + 1, 0)$, $(x, 1)$, $(x, -1)$. Here $u'(x - 1, 0)$ and $u'(x + 1, 0)$ are again both divisible by 4. By symmetry $u'(x, 1) = u'(x, -1)$, and the number of inward pointing arrows $r(x) \geq 1$ in this case, hence z receives $u'(x, 1) + 1$ particles from its upper and lower neighbours combined. Thus

$$\begin{aligned}\sigma_m(x, 0) &= \frac{1}{4}u'(x - 1, 0) + \frac{1}{4}u'(x + 1, 0) + u'(x, 1) + 1 - u'(x, 0) \\ &= \frac{1}{4}[2f(h(x - 1)) + 2e(r(x - 1)) - 2] + \frac{1}{4}[2f(h(x + 1)) + 2e(r(x + 1)) - 2] \\ &\quad + f(h(x) - 1) + e(r(x) - 1) + 1 - [2f(h(x)) + 2e(r(x)) - 2].\end{aligned}$$

Using that $f(x) = x(x + 1)$ and $e(x) = 2x + 1$ we get

$$\begin{aligned}\sigma_m(x, 0) &= \frac{1}{2}[h^2(x - 1) + h^2(x + 1) - 2h^2(x)] + \frac{1}{2}[h(x - 1) + h(x + 1) - 6h(x)] \\ &\quad + [r(x - 1) + r(x + 1) - 2r(x)].\end{aligned}\tag{12}$$

In order to check $\sigma_m(x, 0) = 1$, we have to substitute in equation (12) the function $h(x) = \left\lfloor \frac{(x+1)^2}{3} \right\rfloor$ and the corresponding branch of the function $r(x)$ given in equation (9), depending on the congruence class mod 3 of x . We have to check all three cases separately. In all cases $\sigma_m(x, 0) = 1$ holds.

Case 4. Midpoint $z = (m, 0)$: Everything until now was independent of the number of particles $|B_m|$. Since u_m is created from u' by translation and reflection, the vertex $z = (m, 0)$ after translation corresponds to the origin of the cluster. At the beginning of the process, $|B_m|$ particles are present at z , so $\sigma_0(z) = |B_m|$. We assume that m is big enough, so that none of the neighbours of z is an exceptional point.

By symmetry, $z = (m, 0)$ receives $\frac{1}{2}u'(m-1, 0)$ particles from its neighbours on the x axis, and $u'(m, 1) + 1$ particles from its neighbours on the teeth. Hence

$$\begin{aligned}\sigma_m(m, 0) &= \sigma_0(m, 0) + \frac{1}{2}u'(m-1, 0) + u'(m, 1) + 1 - u'(m, 0) \\ &= |B_m| + \frac{1}{2}[2f(h(m-1)) + 2e(r(m-1)) - 2] + f(h(m) - 1) \\ &\quad + e(r(m) - 1) - 2f(h(m)) - 2e(r(m)) + 3.\end{aligned}$$

Here one has to check again each congruence class mod 3 separately. Substituting the formulas for $|B_m|$ obtained in (4), into the previous equation, gives the desired result $\sigma_m(z) = 1$.

Finally, we need to check that the final rotor configuration ρ_m is acyclic. We work again with shifted coordinates. It is clear from the previous section that ρ_m restricted to each “tooth” is acyclic. Hence it suffices to check that no cycles are created by rotors on the x -axis. If $z = (x, 0)$, the odometer $u_m(z)$ is divisible by 4, except when $x = 2$. So the rotors at these vertices point in the same direction as in the initial configuration ρ_0 . The odometer at the exceptional point $w = (2, 0)$ is $u'(w) = 23 \equiv 3 \pmod{4}$ independent of m . Hence, this rotor points in the direction of one “tooth”. If the rotor at position $(2, 1)$ points towards the x -axis, it creates a directed cycle. By (9), we have $r(2) = 0$, which means that all arrows on this “tooth” are pointing outwards. Hence the rotor at w does not close a cycle. See Figure 3 for a visualisation of the rotor configurations under consideration.

Therefore all properties of Theorem 2.3 are satisfied and this proves the statement. \square

Proof of Theorem 1.1. In the case $m \leq 2$, the statement of the Theorem follows by direct calculation of the respective aggregation clusters, see Figure 2. For $m \geq 3$ it follows from the previous Lemma. \square

4 Harmonic Measure

In this section, as a direct application of rotor-router walks, we compute the *harmonic measure* of the generic set $B_m \subset \mathcal{C}_2$ defined in (1). The harmonic measure of B_m is the hitting distribution of the set ∂B_m for a simple random walk on \mathcal{C}_2 starting at the origin o .

We shall first describe the method for finite subsets B of general graphs G , and then we apply it to the case of the comb \mathcal{C}_2 and subsets B_m of the type defined in (1). In Theorem 1.2, we identify the shape for which the harmonic measure is uniform. We point out that this shape does not coincide with the rotor-router aggregation cluster from Theorem 1.1. We will also describe the asymptotics of the harmonic measure for the rotor-router aggregation clusters.

In order to estimate the harmonic measure, we shall use an idea of HOLROYD AND PROPP [HP10], which they used to show a variety of inequalities concerning rotor-router walks and random walks. The method assigns a weight to the particle and rotor configuration of a rotor-router process, which is invariant under routing of particles in the system.

4.1 Rotor Weights

Let G be a locally finite and connected graph. Start with a particle configuration $\sigma_0 : G \rightarrow \mathbb{Z}$ and a rotor configuration $\rho_0 : G \rightarrow G$ such that $\rho_0(x) = x_0$ for all $x \in G$, that is, all initial rotors point to the first neighbour in the rotor sequence $c(x)$. We further assume that σ_0 has finite support, i.e., there are only finitely many particles in the system, so that we don't need to deal with questions of convergence. We will route particles in the system, and this gives rise to a sequence $(\rho_t, \sigma_t)_{t \geq 0}$ of particle and rotor configurations at every time t . To each of the possible states (ρ_t, σ_t) of the system, we will assign a weight.

Fix a function $\psi : G \rightarrow \mathbb{R}$. We define the *particle weights* at time t to be

$$\mathbf{W}_{\mathbf{P}}(t) = \sum_{x \in G} \sigma_t(x) \psi(x). \quad (13)$$

Further define the *rotor weights* of vertices $x \in G$ as

$$w(x, k) = \begin{cases} 0, & \text{for } k = 0 \\ w(x, k-1) + \psi(x) - \psi(x_{k \bmod d(x)}), & \text{for } k > 0, \end{cases} \quad (14)$$

where x_i is the i -th neighbour of x in the rotor sequence $c(x)$. Notice that, for $k \geq d(x)$,

$$w(x, k) = w(x, k - d(x)) - d(x) \Delta \psi(x). \quad (15)$$

Here $\Delta \psi(x)$ represents the Laplace operator which is defined as

$$\Delta \psi(x) = \frac{1}{d(x)} \sum_{y \in G: y \sim x} (\psi(y) - \psi(x)).$$

The total *rotor weights* at time t are given by

$$\mathbf{W}_{\mathbf{R}}(t) = \sum_{x \in G} w(x, u_t(x)),$$

where $u_t(x)$ is the odometer function of this process, that is, the number of particles sent out by the vertex x in the first t steps. Note that ρ_0 is chosen in such a way that for all $t \geq 0$ and $x \in G$, if $i \equiv u_t(x) \bmod d(x)$, then $x_i = \rho_t(x)$.

It is easy to check that the sum of particle and rotor weights are invariant under routing of particles, i.e., for all times $t, t' \geq 0$

$$\mathbf{W}_{\mathbf{P}}(t) + \mathbf{W}_{\mathbf{R}}(t) = \mathbf{W}_{\mathbf{P}}(t') + \mathbf{W}_{\mathbf{R}}(t'). \quad (16)$$

4.2 Harmonic Measure for finite subsets of graphs

As before, let G be a locally finite, connected graph, and let B be some finite subset of G . Write

$$\partial B = \{x \in B : \exists y \notin B \text{ with } x \sim y\}$$

for the *inner boundary* of B , and $B^\circ = B \setminus \partial B$. The vertices of ∂B will represent the *sink* S .

Similarly to Definition 2.1 of Section 2, we define the *particle addition operator* E_x , for each vertex $x \in B^\circ$, as follows: for a rotor configuration ρ , let

$$E_x(\rho) = \rho',$$

where ρ' is the rotor configuration obtained from ρ by adding a new particle at vertex x , and letting it perform a rotor-router walk until the particle reaches a vertex in ∂B for the first time. By the abelian property of rotor-router walks the operators E_x commute, and they can be used to define an abelian group, see [HLM⁺08] for details and [HLM⁺08, Lemma 3.10] for the proof of the following statement.

Lemma 4.1. *The particle addition operator E_x is a permutation on the set of acyclic rotor configurations on B° .*

The *rotor-router group* of B° is defined as the subgroup of permutations of oriented spanning trees rooted at the sink (that is, acyclic rotor configurations) generated by $\{E_x : x \in B^\circ\}$. For every finite graph B° the rotor-router group is a finite abelian group, which is isomorphic to the *abelian sandpile group*. See once again [HLM⁺08] for details.

Consider the *simple random walk* $(X_t)_{t \geq 0}$ on G , i.e., a Markov chain with state space G , and transition probabilities given by

$$p(x, y) = \frac{1}{d(x)}, \quad \text{for all } x, y \in G, \text{ with } x \sim y.$$

Then X_t is a G -valued random variable, and represents the random position of the random walker at the discrete time t . For given $x \in G$, we write \mathbb{P}_x for the law of a random walk starting at x . Consider the *stopping time*

$$T = \inf \{t \geq 0 : X_t \in \partial B\}.$$

For $z \in \partial B$, let

$$\nu_x(z) = \mathbb{P}_x[X_T = z],$$

be the *harmonic measure* at z with starting point x , that is, the probability that a random walk starting at x hits ∂B for the first time in z .

Take the harmonic measure itself as the weight function. More explicitly, fix a vertex $z \in \partial B$, and define the weight function $\psi(x)$ as

$$\psi(x) = \psi_z(x) = \nu_x(z).$$

Let us define the following process. Start with n particles at the origin o , and an arbitrary acyclic rotor configuration ρ_0 . Let the particles perform rotor-router walks until they reach a vertex in ∂B for the first time, where they stop. Denote by $t^* = t^*(n)$ the number of steps this process takes to complete, and for each $w \in \partial B$, write $e(w)$ for the number of particles that stopped in w at the end of this procedure. We denote by \hat{u} the normalized rotor-router odometer function of this process, that is, for all $x \in B$,

$$\hat{u}(x) = \frac{\text{number of particles sent out by } x}{d(x)}.$$

Using the invariance of the sum of rotor and particle weights under rotor-router walks, as in (16), we get

$$n\psi(o) = \sum_{w \in \partial B} e(w)\psi(w) + \mathbf{W}_{\mathbf{R}}(t^*), \quad (17)$$

since $\mathbf{W}_{\mathbf{R}}(0) = 0$, $\mathbf{W}_{\mathbf{P}}(0) = n\psi(0)$ and $\mathbf{W}_{\mathbf{P}}(t^*) = \sum_{w \in \partial B} e(w)\psi(w)$. Equation (17) reduces to

$$n\psi(o) = e(z) + \mathbf{W}_{\mathbf{R}}(t^*), \quad (18)$$

because $\psi(w) = \nu_w(z) = \delta_w(z)$, if $w \in \partial B$.

The initial rotor configuration ρ_0 is chosen to be acyclic. Therefore, there exists a number n such that, after all n particles performed their rotor-router walks, all rotors in B° made only full turns, i.e., $\rho_0 = \rho_t^*$. This claim follows from Lemma 4.1. Hence, n is a multiple of the order of E_o in the rotor-router group. Since ψ is a harmonic function on B° , using a n with the above property gives $\mathbf{W}_{\mathbf{R}}(t^*) = 0$, which together with (18) leads to

$$n \cdot \nu_o(z) = e(z). \quad (19)$$

Thus, the harmonic measure ν_o of B is proportional to the number of particles which stopped at ∂B . While a number n with the right property is difficult to calculate, we can still use equation (19) in order to derive asymptotics of the harmonic measure of subsets B_m of the comb \mathcal{C}_2 , and in some cases even to calculate it explicitly.

4.3 Subsets of the Comb

Let us consider subsets B_m of \mathcal{C}_2 , of the type defined in (1), with generic positive function $h : \mathbb{N}_0 \rightarrow \mathbb{N}_0$. Recall here the definition of B_m .

$$B_m = \{(x, y) \in \mathcal{C}_2 : |x| \leq m, |y| \leq h(m - |x|)\} \quad \text{for } m \in \mathbb{N}.$$

By construction, all rotors make only full turns if we perform the rotor-router process from Section 4.2, for the set B_m . This implies that the corresponding normalized odometer function \hat{u} is harmonic outside the origin and its Laplacian is given by

$$\Delta \hat{u}(w) = \begin{cases} 0, & w \in B_m \setminus (\partial B_m \cup \{o\}) \\ -n, & w = o, \end{cases} \quad (20)$$

and $\hat{u}(w) = 0$, for $w \in \partial B_m$. Write $\nu_{m,o}(w)$ for the harmonic measure of B_m and $e_m(w)$ for the number of rotor-router particles stopped in $w \in \partial B_m$. By symmetry of the set B_m , it is clear that also $e_m(w)$ and $\nu_{m,o}(w)$ are symmetric. More precisely, if $w = (x, y)$ and $w' = (|x|, |y|)$ then

$$e_m(w) = e_m(w') \quad \text{and} \quad \nu_{m,o}(w) = \nu_{m,o}(w').$$

Hence it is enough to work in one quadrant. We will choose the second quadrant (i.e. $x \leq 0$ and $y \geq 0$), and for simplicity of notation shift the set B_m by m in the direction of the positive x axis, such that the leftmost point of B_m has coordinate $(0, 0)$ and its center o has coordinate $(m, 0)$. So, the set under consideration is now

$$B_m^\square = \{(x, y) \in \mathcal{C}_2 : 0 \leq x \leq m, 0 \leq y \leq h(x)\}$$

We will also use \hat{u} for the normalized odometer function and e_m for the number of particles which hit boundary points in the shifted coordinate system. Additionally, since e_m is defined only on ∂B_m we write $e_m(x) = e_m(x, h(x))$, for $0 \leq x \leq m$.

Solving the Dirichlet problem (20) on the ‘‘teeth’’ of the comb, gives for $(x, y) \in B_m^\square$,

$$\hat{u}(x, y) = e_m(x) \cdot (h(x) - y). \quad (21)$$

On the x axis, for $(x, 0) \neq o$, the harmonicity gives

$$\hat{u}(x+1, 0) + \hat{u}(x-1, 0) + 2\hat{u}(x, 1) = 4\hat{u}(x, 0),$$

which together with (21) leads to the following recursion for $e_m(x)$ and $0 < x < m$:

$$e_m(x+1)h(x+1) + e_m(x-1)h(x-1) - 2e_m(x)(h(x)+1) = 0. \quad (22)$$

We are now ready to prove Theorem 1.2, which characterizes sets of uniform harmonic measure.

Proof of Theorem 1.2. Let B_m be defined as in (1), with $h(x) = x^2$. From (22) we get the recursion

$$e_m(x+1)(x+1)^2 + e_m(x-1)(x-1)^2 - 2e_m(x)(x^2+1) = 0, \quad \text{for } 0 < x < m. \quad (23)$$

Since $h(1) = 1$, the vertex $z = (1, 0)$ in the shifted coordinate system has three neighbours on the boundary ∂B_m . By construction, the rotor at $(1, 0)$ makes a number of full turns, hence all of these three neighbours receive the same amount of particles from z . Therefore $e_m(0) = e_m(1)$. By induction, it is easy to see that the sequence $e_m(x)$ is constant. Assuming $e_m(x-1) = e_m(x)$, the recursion (23) reduces to

$$e_m(x+1)(x+1)^2 - e_m(x)(x+1)^2 = 0.$$

which implies that $e_m(x+1) = e_m(x)$. Because $e_m(x)$ is by construction proportional to the harmonic measure $\nu_{m,o}$, we get the claim. \square

In general we can compute the harmonic measure for all sets B_m , where (24) can be solved explicitly.

4.4 Harmonic Measure of the Rotor-Router Cluster

This section is dedicated to the proof of Theorem 1.3. Recall that the rotor-router cluster obtained in Theorem 1.1 is a set of type B_m , as defined in (1), with $h(x) = \lfloor (x+1)^2/3 \rfloor$.

Like before, let $e_m(x)$ be the number of particles stopped at boundary points $(x, h(x)) \in \partial B_m$ in the rotor-router process defined in Section 4.2. By linearity also the normalized sequence $e(x) = \frac{e_m(x)}{e_m(0)}$ is a solution of the recurrence (22), and since $h(1) = 1$ we have $e(0) = e(1) = 1$. Hence the function $e(x)$ is independent of m . Rewriting (22) in this case, we get a linear recurrence with non-polynomial coefficients. While an explicit answer is not feasible, we can derive asymptotics of the special solution $e(x)$, by converting the recurrence into an equivalent system of linear differential equations. We will prove Theorem 1.3 by showing that the function $e(x)$ has linear growth, which is accomplished in the next two Lemmas.

Lemma 4.2. *There exists a constant $c < \frac{1}{2}$ such that*

$$\frac{e(x)}{x} \rightarrow c \text{ as } x \rightarrow \infty.$$

Proof. Substitute $\tilde{e}(x) = \frac{e(x)}{x}$ for $x > 0$, which transforms (22) into

$$\tilde{e}(x-1)(x-1)h(x-1) + \tilde{e}(x+1)(x+1)h(x+1) - 2\tilde{e}(x)x(h(x)+1) = 0. \quad (24)$$

The sequence $\tilde{e}(x)$ converges if and only if $e(x)$ grows at most linearly. Since $e(x)$ is positive by construction, it suffices to check that $\tilde{e}(x)$ is decreasing. For this, consider the auxiliary function $h'(x) = \frac{(x+1)^2}{3} - \frac{1}{3}$. We have to distinguish three cases

$$h(x) = \begin{cases} h'(x), & x \equiv 0 \pmod{3} \\ h'(x), & x \equiv 1 \pmod{3} \\ h'(x) + \frac{1}{3}, & x \equiv 2 \pmod{3} \end{cases}$$

We prove the monotonicity of $\tilde{e}(x)$ by induction. Assuming $\tilde{e}(x) < \tilde{e}(x-1)$ for $x \equiv 0 \pmod{3}$ we show that $\tilde{e}(x+3) < \tilde{e}(x+2) < \tilde{e}(x+1) < \tilde{e}(x)$. The induction base follows by calculating the first elements of the sequence.

Case 1. Assume $x \equiv 0 \pmod{3}$ and $\tilde{e}(x) < \tilde{e}(x-1)$. Then (24) can be rewritten as

$$\tilde{e}(x+1)(x+1)h'(x+1) = 2\tilde{e}(x)x(h'(x)+1) - \tilde{e}(x-1)(x-1)(h'(x-1) + \frac{1}{3}).$$

Using the induction hypothesis and the definition of $h'(x)$, we get

$$\tilde{e}(x+1) < \tilde{f}_0(x) \cdot \tilde{e}(x), \quad (25)$$

with $\tilde{f}_0(x) = \frac{x^2+2x}{x^2+2x+1} < 1$, which implies $\tilde{e}(x+1) < \tilde{e}(x)$.

Case 2. Assume $x \equiv 1 \pmod{3}$ and $\tilde{e}(x) < \tilde{f}_0(x-1) \cdot \tilde{e}(x-1)$. Like before, rewrite (24) as

$$\tilde{e}(x+1)(x+1)\left(h'(x+1) + \frac{1}{3}\right) = 2\tilde{e}(x)x\left(h'(x) + 1\right) - \tilde{e}(x-1)(x-1)h'(x-1).$$

This gives, by (25)

$$\tilde{e}(x+1) < \tilde{f}_1(x) \cdot \tilde{e}(x), \quad (26)$$

for

$$\begin{aligned} \tilde{f}_1(x) &= \frac{2x(h'(x) + 1) - \tilde{f}_0(x-1)^{-1}(x-1)h'(x-1)}{(x+1)\left(h'(x+1) + \frac{1}{3}\right)} \\ &= \frac{x^2 + 3x}{x^2 + 3x + 2} < 1, \end{aligned}$$

which implies $\tilde{e}(x+1) < \tilde{e}(x)$.

Case 3. Finally, assuming $x \equiv 2 \pmod{3}$ and $\tilde{e}(x) < \tilde{f}_1(x-1) \cdot \tilde{e}(x-1)$, we get

$$\tilde{e}(x+1)(x+1)h'(x+1) = 2\tilde{e}(x)x\left(h'(x) + \frac{4}{3}\right) - \tilde{e}(x-1)(x-1)h'(x-1).$$

Applying (26), we obtain

$$\tilde{e}(x+1) < \tilde{f}_2(x) \cdot \tilde{e}(x), \quad (27)$$

for the function $\tilde{f}_2(x) = \frac{x^4 + 7x^3 + 17x^2 + 17x}{x^4 + 7x^3 + 17x^2 + 17x + 6} < 1$.

This shows that $\tilde{e}(x)$ is decreasing and therefore convergent, which also means that there exists a constant c such that $\frac{e(x)}{x} \rightarrow c$, as $x \rightarrow \infty$. The fact that $c < \frac{1}{2}$ follows by computing the first few values of the sequence $e(x)$, using $e(0) = e(1) = 1$ as starting values in the recursion (22). By monotonicity we then get $\tilde{e}(x) < \frac{1}{2}$ for all $x \geq 20$. \square

The next result shows that the function $e(x)$ has at least linear growth.

Lemma 4.3. *The constant c in Lemma 4.2 is strictly positive.*

Proof. To show that $c > 0$, we use singularity analysis of linear differential equations. For this, we split $e(x)$ into three sequences modulo 3, i.e., for $k \in \mathbb{N}$ write

$$e_i(k) = e(3k + i) \quad \text{for } i = 0, 1, 2,$$

and rewrite (22) for each congruence class of $x \pmod{3}$ in terms of k . This leads to a system of linear recursions which can be written in matrix form as

$$A_k \cdot \vec{e}(k-1) = B_k \cdot \vec{e}(k), \quad (28)$$

with $\vec{e}(k) = (e_0(k), e_1(k), e_2(k))^t$, and the matrices A_k and B_k given as

$$A_k = \begin{pmatrix} 0 & 3k^2 - 2k & -6k^2 - 2 \\ 0 & 0 & 3k^2 \\ 0 & 0 & 0 \end{pmatrix}, \quad B_k = \begin{pmatrix} -3k^2 - 2k & 0 & 0 \\ 6k^2 + 4k + 2 & -3k^2 - 4k - 1 & 0 \\ 3k^2 + 2k & -6k^2 - 8k - 4 & 3k^2 + 6k + 3 \end{pmatrix}.$$

The initial values are given by $\vec{e}(0) = (1, 1, \frac{4}{3})^t$. Denote by $E_i(z) = \sum_{k \geq 0} e_i(k) z^k$ the generating function of $e_i(k)$, $i = 0, 1, 2$. Using the identities

$$\sum_{k \geq 0} k e_i(k) z^k = z \frac{\partial}{\partial z} E_i(z) \quad \text{and} \quad \sum_{k \geq 0} k^2 e_i(k) z^k = z^2 \frac{\partial^2}{\partial z^2} E_i(z) + z \frac{\partial}{\partial z} E_i(z),$$

the matrix recursion (28) can be transformed into the following system of linear differential equations for the generating functions $E_i(k)$

$$C \cdot \vec{E}(z) = b, \tag{29}$$

where $\vec{E}(z) = (E_0(z), E_1(z), E_2(z))^t$, and C is a matrix of linear differential operators given as

$$C = \begin{pmatrix} 5 \frac{\partial}{\partial z} + 3z \frac{\partial^2}{\partial z^2} & 1 + 7z \frac{\partial}{\partial z} + 3z^2 \frac{\partial^2}{\partial z^2} & -8 - 18z \frac{\partial}{\partial z} - 6z^2 \frac{\partial^2}{\partial z^2} \\ -2 - 10z \frac{\partial}{\partial z} - 6z^2 \frac{\partial^2}{\partial z^2} & 1 + 7z \frac{\partial}{\partial z} + 3z^2 \frac{\partial^2}{\partial z^2} & 3z + 9z^2 \frac{\partial}{\partial z} + 3z^3 \frac{\partial^2}{\partial z^2} \\ 5z \frac{\partial}{\partial z} + 3z^2 \frac{\partial^2}{\partial z^2} & -4 - 14z \frac{\partial}{\partial z} - 6z^2 \frac{\partial^2}{\partial z^2} & 3 + 9z \frac{\partial}{\partial z} + 3z^2 \frac{\partial^2}{\partial z^2} \end{pmatrix}, \quad b = \begin{pmatrix} 0 \\ e_1(0) - 2e_0(0) \\ 0 \end{pmatrix}.$$

To solve (29) asymptotically, we consider C as a matrix with entries in the Weyl algebra, that is, the noncommutative ring of linear differential operators with polynomial coefficients, see [Lam91]. We can perform a division-free Gauss elimination over this ring to transform C into row echelon form, which gives a single differential equation only involving $E_2(z)$. The actual computations were performed using the computer algebra system **FriCAS**¹. The result is a differential equation of order 7 for $E_2(z)$:

$$\begin{aligned} & \frac{81}{8}(z+2)(z-1)^5 z^6 \frac{\partial^7}{\partial z^7} \\ & + \frac{1269}{4}(z-1)^4 z^5 \left(z^2 + z - \frac{76}{47} \right) \frac{\partial^6}{\partial z^6} \\ & + \frac{27531}{8}(z-1)^3 z^4 \left(z^3 - \frac{24}{437} z^2 - \frac{7149}{3059} z + \frac{3826}{3059} \right) \frac{\partial^5}{\partial z^5} \\ & + \frac{127725}{8} \cdot (z-1)^2 \cdot z^3 \cdot \left(z^4 - \frac{50039}{42575} z^3 - \frac{82401}{42575} z^2 + \frac{132307}{42575} z - \frac{38554}{42575} \right) \frac{\partial^4}{\partial z^4} \\ & + 31785(z-1)z^2 \left(z^5 - \frac{100697}{42380} z^4 - \frac{1164}{10595} z^3 + \frac{36215}{8476} z^2 - \frac{5651}{1630} z + \frac{6234}{10595} \right) \frac{\partial^3}{\partial z^3} \\ & + 23970z \cdot \left(z^6 - \frac{117579}{31960} z^5 + \frac{114057}{31960} z^4 + \frac{15053}{6392} z^3 - \frac{208329}{31960} z^2 + \frac{59229}{15980} z - \frac{1243}{3995} \right) \frac{\partial^2}{\partial z^2} \\ & + 4935 \left(z^6 - \frac{1354}{329} z^5 + \frac{1843}{329} z^4 - \frac{4479}{3290} z^3 - \frac{12209}{3290} z^2 + \frac{1466}{329} z - \frac{32}{329} \right) \frac{\partial}{\partial z} \\ & + 105 \left(z^5 - \frac{494}{105} z^4 + \frac{881}{105} z^3 - \frac{201}{70} z^2 + \frac{441}{210} z + \frac{1006}{105} \right) = 0 \end{aligned} \tag{30}$$

Using singularity analysis for linear differential equations, we can derive asymptotics of $e_2(k)$. See FLAJOLET AND SEDGEWICK [FS09, Theorem VII.10] for details. The coefficient of the highest order term $\frac{\partial^7}{\partial z^7}$ is given by

$$\frac{81}{8}(z+2)(z-1)^5 z^6,$$

¹<http://fricas.sourceforge.net>

hence the *dominant non-zero singularity* ξ is equal to 1. Since all coefficients in (30) are given in factorized form, it is immediate that ξ is a *regular singularity*. Calculating the *indicial polynomial* for the singularity ξ gives

$$I_\xi(\theta) = \theta^7 - 17\theta^6 + 99\theta^5 - 187\theta^4 - 220\theta^3 + 1044\theta^2 - 720\theta.$$

For the definition of a regular singularity and the indicial polynomial, see once again FLAJOLET AND SEDGEWICK [FS09, Chapter VII.9]. The roots of $I_\xi(\theta)$ are $-2, 0, 1, 3, 4, 5$ and 6 . Since they differ by integers, the asymptotics of $e_2(k)$ is given by

$$e_2(k) \sim c \cdot \xi^{-k} k^\beta \log^l k,$$

where l is an integer and β is the biggest solution of the equation $I(-\beta - 1) = 0$, see [FS09, page 521, equation 118]. The \sim sign means “approximately equal” (in the precise sense that the ratio of both terms tends to 1 as k gets large).

In our case $\beta = 1$, and we have

$$e_2(k) \sim c \cdot k \log^l k, \tag{31}$$

and this proves the desired. □

While it is not known how to calculate the constant l in (31) in the general case, from Lemma 4.2 we already know that $e_2(k)$ grows at most linearly, hence $l = 0$. Therefore, Lemma 4.2 and Lemma 4.3 together imply Theorem 1.3.

Acknowledgements: We are grateful to Franz Lehner for interesting discussions and for helping with the computer computations in the proof of Lemma 4.3, and also to the anonymous referee whose comments led to an essential improvement of the paper.

The research of Wilfried Huss and Ecaterina Sava was partially supported by the Austrian Science Fund (FWF): W1230-N13.

References

- [Ber06] D. Bertacchi, *Asymptotic behaviour of the simple random walk on the 2-dimensional comb*, Electron. J. Probab. **11**, no. 45, 1184–1203 (2006).
- [BTW88] P. Bak, C. Tang and K. Wiesenfeld, *Self-organized criticality*, Phys. Rev. A **38**(1), 364–374 (1988).
- [CS06] J. N. Cooper and J. Spencer, *Simulating a Random Walk with Constant Error*, Combinatorics, Probability and Computing **15**, 815–822 (2006).
- [DF06] B. Doerr and T. Friedrich, *Deterministic Random Walks on the Two-Dimensional Grid*, in *ISAAC*, edited by T. Asano, volume 4288 of *Lecture Notes in Computer Science*, pages 474–483, Springer, 2006.

- [FL11] T. Friedrich and L. Levine, Fast Simulation of Large-Scale Growth Models, in *APPROX-RANDOM*, edited by L. A. Goldberg, K. Jansen, R. Ravi and J. D. P. Rolim, volume 6845 of *Lecture Notes in Computer Science*, pages 555–566, Springer, 2011.
- [FS09] P. Flajolet and R. Sedgewick, *Analytic Combinatorics*, Cambridge Univ. Press, Cambridge, 2009.
- [HLM⁺08] A. E. Holroyd, L. Levine, K. Mészáros, Y. Peres, J. Propp and D. B. Wilson, Chip-firing and rotor-routing on directed graphs, in *In and out of equilibrium*, volume 60 of *Progr. Probab.*, pages 331–364, Birkhäuser, Basel, 2008.
- [HP10] A. E. Holroyd and J. Propp, Rotor Walks and Markov Chains, in *Algorithmic Probability and Combinatorics*, edited by Robert S. Maier, M. Marni, M. E. Lladser and A. Rechnitzer, volume 520 of *Contemporary Mathematics*, pages 105–126, Amer. Math. Soc., 2010.
- [HS11] W. Huss and E. Sava, *Internal Aggregation Models on the Comb Lattice*, (2011), [arXiv:1106.4468](https://arxiv.org/abs/1106.4468).
- [KL10] W. Kager and L. Levine, *Rotor-Router Aggregation on the layered square lattice*, *The Electronic Journal of Combinatorics* **17**(1), R152 (2010).
- [KP04] M. Krishnapur and Y. Peres, *Recurrent Graphs where Two Independent Random Walks Collide Finitely Often*, *Electronic Communications in Probability* **9**, 72–81 (2004).
- [Lam91] T. Y. Lam, *A first course in noncommutative rings*, volume 131 of *Graduate texts in mathematics*, Springer, New York, 1991.
- [LL09] I. Landau and L. Levine, *The rotor-router model on regular trees*, *J. Combin. Theory Ser. A* **116**(2), 421–433 (2009).
- [LP09] L. Levine and Y. Peres, *Strong Spherical Asymptotics for Rotor-Router Aggregation and the Divisible Sandpile*, *Potential Analysis* **30**(1), 1–27 (2009).
- [PDDK96] V. B. Priezzhev, D. Dhar, A. Dhar and S. Krishnamurthy, *Eulerian Walkers as a Model of Self-Organized Criticality*, *Phys. Rev. Lett.* **77**(25), 5079–5082 (1996).
- [PPS98] A. M. Povolotsky, V. B. Priezzhev and R. R. Shcherbakov, *Dynamics of Eulerian walkers*, *Phys. Rev. E* **58**(5), 5449–5454 (1998).