

A phenomenological study on single transverse-spin asymmetry for inclusive light-hadron productions at RHIC

Koichi Kanazawa¹ and Yuji Koike²

¹ *Graduate School of Science and Technology, Niigata University,
Ikarashi, Niigata 950-2181, Japan*

² *Department of Physics, Niigata University, Ikarashi, Niigata 950-2181, Japan*

Abstract

We study the single transverse-spin asymmetry for inclusive light-hadron productions in the proton-proton collision, $p^\uparrow p \rightarrow hX$ ($h = \pi, K, \eta$), for the RHIC kinematics based on the twist-3 mechanism in the collinear factorization. The analysis includes all the contributions from the soft-gluon pole and the soft-fermion pole for the twist-3 quark-gluon correlation functions in the transversely polarized proton. After discussing the flavor decomposition and the P_T -dependence of the asymmetry obtained in the previous analysis at the center-of-mass energy $\sqrt{S} = 62.4$ and 200 GeV, we will give a prediction for the asymmetry at $\sqrt{S} = 500$ GeV and also for the η -meson production. We found slightly smaller asymmetry at $\sqrt{S} = 500$ GeV for $\pi^{\pm,0}$ and K^+ compared with those at the lower energies. The asymmetry for the η -meson turned out to be significantly larger than that for π^0 .

1 introduction

In the last decades, large single transverse-spin asymmetries (SSA) in (semi-)inclusive reactions have been receiving much attention in high-energy spin physics (for a recent review, see [1]). Since the large SSA can not occur in the conventional framework for the high-energy process based on the parton model and perturbative QCD, understanding the origin of SSA provides us with a new opportunity to reveal the nucleon structure and the QCD dynamics. One of the most conspicuous SSA is the one measured in the inclusive single-hadron production in the proton-proton collision:

$$p^\uparrow(p, S_\perp) + p(p') \rightarrow h(P_h) + X, \quad (1)$$

where S_\perp is the transverse-spin vector of the polarized proton and $h = \pi, K$ and η etc. The SSA for this process is characterized by $A_N \equiv (\sigma^\uparrow - \sigma^\downarrow)/(\sigma^\uparrow + \sigma^\downarrow) \equiv \Delta\sigma/\sigma$, where $\sigma^\uparrow(\sigma^\downarrow)$ is the cross section obtained with the proton polarized along the spin vector S_\perp ($-S_\perp$). The FNAL-E704 collaboration reported the first data for A_N for $p^\uparrow p \rightarrow \pi X$ and $\bar{p}^\uparrow p \rightarrow \pi X$ at the center-of-mass energy $\sqrt{S} = 20$ GeV, which is as large as 30 % in the forward direction of the polarized proton or antiproton [2, 3, 4, 5]. RHIC at Brookhaven National Laboratory also reported a similar magnitude of A_N at $\sqrt{S} = 62.4, 200$ GeV [6, 7, 8, 9, 10, 11].

In our recent paper [12] (hereafter referred to as KK10), we have presented a numerical analysis of the RHIC A_N data for $p^\uparrow p \rightarrow hX$ ($h = \pi, K$) at $\sqrt{S} = 62.4$ and 200 GeV in the framework of the collinear factorization. Since the unpolarized cross section for this process has been well-described by the next-to-leading-order (NLO) QCD analysis in the collinear factorization [13], the analysis of A_N in the framework can be taken as a guide to clarify the origin of the asymmetry. In the collinear factorization, SSA appears as a twist-3 observable and is described in terms of multiparton correlation functions [14, 15, 16]. (For the detailed formalism of the twist-3 calculation demonstrating the gauge invariance and the factorization property, see [16, 17, 18].) In KK10, we focused on the contribution from the quark-gluon correlation functions $G_F^a(x_1, x_2)$ and $\tilde{G}_F^a(x_1, x_2)$ with quark-flavor a ($a = u, d, s, \bar{u}, \bar{d}, \bar{s}$) in the transversely polarized nucleon. They are defined from the light-cone correlation functions of the form $\sim \langle \bar{\psi}^a g F^{\perp+} \psi^a \rangle$ in the nucleon, and x_1 and $x_2 - x_1$ represent, respectively, the light-cone momentum fractions carried by the quark and gluon lines coming out of the nucleon. These functions satisfy the symmetry property $G_F^a(x_1, x_2) = G_F^a(x_2, x_1)$ and $\tilde{G}_F^a(x_1, x_2) = -\tilde{G}_F^a(x_2, x_1)$. (For the definition and the basic properties of these twist-3 functions, see KK10 and [16, 19].) In the twist-3 mechanism for SSA, the contribution from these two functions to the single-spin-dependent cross section $\Delta\sigma$ occurs from a pole part of an internal propagator in the hard part, which reflects the naively T -odd nature of SSA. Such poles are classified into the soft-gluon-pole (SGP) and the soft-fermion-pole (SFP), which fix the momentum fractions at $x_1 = x_2$ and $x_i = 0$ ($i = 1$ or 2), respectively. Because of the symmetry property, \tilde{G}_F^a does not contribute through SGP. Therefore the cross section can be written as [20, 21, 22, 23, 24]

$$\begin{aligned} \Delta\sigma = & \sum_{a,b,c} \left(G_F^a(x, x) - x \frac{dG_F^a(x, x)}{dx} \right) \otimes f^b(x') \otimes D^c(z) \otimes \hat{\sigma}_{ab \rightarrow c}^{\text{SGP}} \\ & + \sum_{a,b,c} \left(G_F^a(0, x) + \tilde{G}_F^a(0, x) \right) \otimes f^b(x') \otimes D^c(z) \otimes \hat{\sigma}_{ab \rightarrow c}^{\text{SFP}}, \end{aligned} \quad (2)$$

where $f^b(x')$ is the twist-2 unpolarized parton distribution in the unpolarized nucleon and $D^c(z)$ is the twist-2 unpolarized fragmentation function for the final hadron with the parton labels b and c ($b, c = q, \bar{q}, g$). The scale dependence of each nonperturbative function is implicit. As shown in (2), the SGP contribution appears in the combination of $G_F^a(x, x) - x \frac{dG_F^a(x, x)}{dx}$ [22, 23], while the SFP contribution appears in the form $G_F^a(0, x) + \tilde{G}_F^a(0, x)$ [24]. In KK10, we have performed a fit of the RHIC A_N data for the pion and kaon productions based on Eq. (2) and found that the existing data have been well reproduced by the combination of the two effects. Although the main contribution is from the SGP contribution, the SFP contribution also plays an important role which can not be substituted by the SGP one. Since we could not get a good fit by the SGP contribution only, we shall focus on FIT 1 of KK10 which includes both SGP and SFP contributions below. This analysis used the GRV98 for the unpolarized parton distribution [25] and the DSS fragmentation function [26] for π and K .

The purpose of writing this paper is twofold. The first is to present more details of the analysis of FIT 1 in KK10 [12]. In particular, we explain the role of the SGP and SFP functions for each quark flavor leading to the obtained pattern of A_N for the pions and kaons. We also show the dependence of A_N on the final hadron's transverse momentum P_T in wider P_T region and explain the origin of the characteristic P_T -dependence. The second purpose is to give a prediction for A_N for pions and kaons at $\sqrt{S} = 500$ GeV and also for the η meson at $\sqrt{S} = 200$ GeV, which are being measured at RHIC. Confrontation of these predictions with the forthcoming RHIC data is critically important to test our parametrization and to clarify the mechanism of the observed A_N 's.

During the present study, we found that the cross section formula for the SGP contribution used in KK10 (Eq.(6) of [12]) has an error in the overall sign. (We have been using the convention for the covariant derivative $D_\mu = \partial_\mu - igA_\mu$ and the ϵ -tensor $\epsilon_{0123} = 1$, but Eq.(6) of [12] is not consistent with this convention.) Since the SGP and the SFP functions are the independent functions, the correction of this sign error can be done by simply reversing the sign of the extracted SGP functions without affecting any results for the obtained asymmetries. For completeness we will show in Sec.2 the corrected SGP function for each quark and antiquark flavor together with the SFP functions. In the meantime, the sign error in [22] for the extracted SGP function was also reported in a recent paper [27]. By our present correction, our SGP cross section formula becomes consistent with what is claimed in [27].

The remainder of this paper is organized as follows: In Sec. 2, we present the flavor decomposition of the obtained A_N for the pions and kaons, and discuss the role of each function in the asymmetry. In Sec. 3, we show the P_T -dependence of A_N for π^0 in the wider P_T range and clarify the origin of its characteristic behavior consistent with the RHIC data [8]. In Sec. 4, we will give a prediction of A_N 's at $\sqrt{S} = 500$ GeV using the parametrization of FIT 1 of KK10, anticipating its measurement at RHIC in the near future. In Sec. 5, we present a prediction for A_N for the η meson at $\sqrt{S} = 200$ GeV, which reproduces the observed tendency of the preliminary RHIC data [10]. Section 6 is devoted to a brief summary.

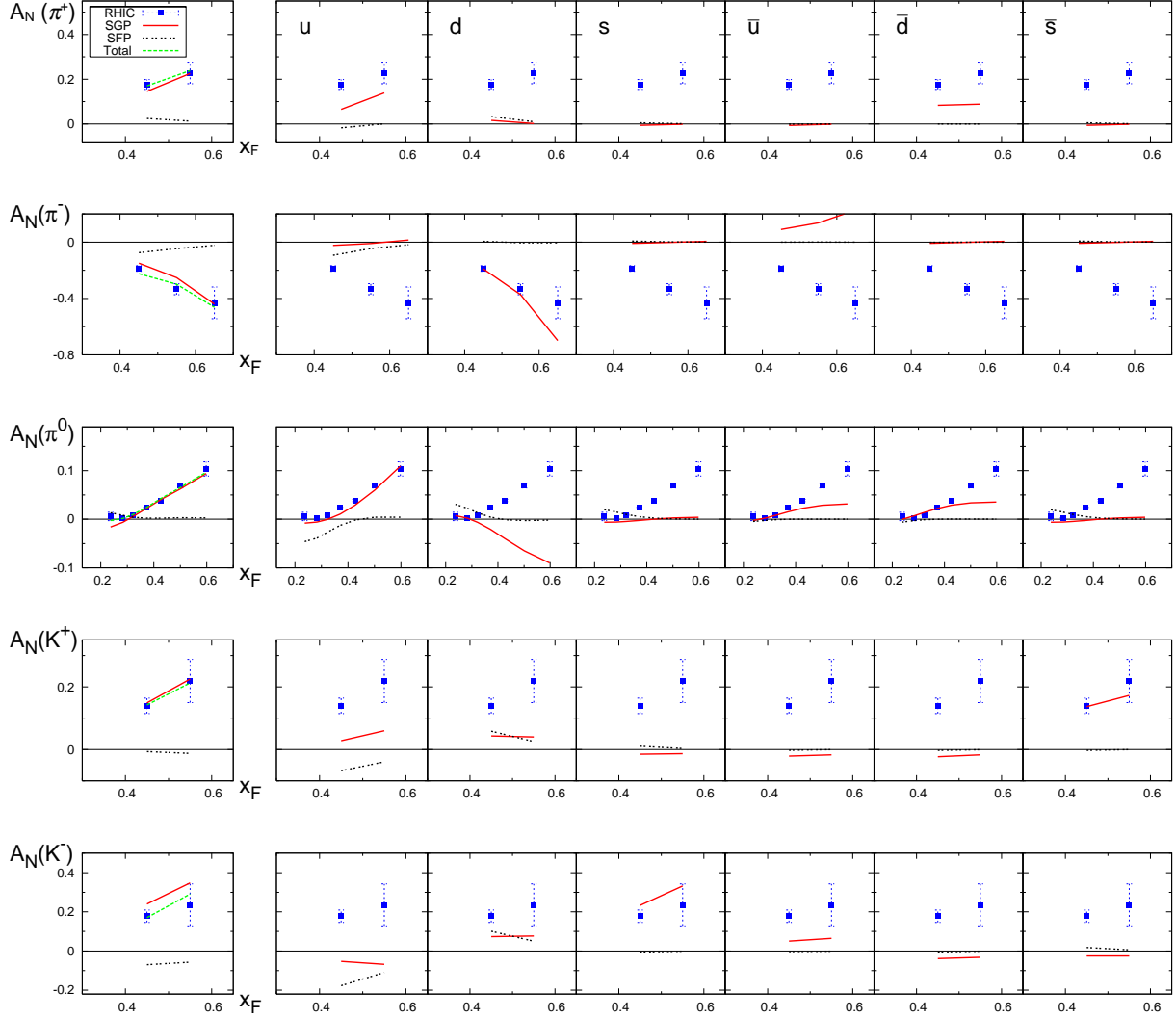


Figure 1: Decomposition of A_N at $x_F > 0$ obtained in FIT 1 of KK10 [12] into the SGP and SFP contributions (left panels) which are decomposed further into each quark-flavor component (right panels). The solid and dotted lines show the contributions from the SGP and SFP components, respectively. The dashed line in the left panels shows the total A_N . Data points from RHIC [8, 9] are also shown.

2 Flavor structure of the asymmetry

We begin our discussion by the flavor structure of the asymmetry for $\pi^{\pm,0}$ and K^{\pm} . In Fig. 1, we show the decomposition of A_N into the SGP and SFP contributions for each quark and antiquark flavor. The left panels show the decomposition of A_N into the total SGP and SFP contributions, while the right panels show the contribution from each quark and antiquark flavor both for the SGP and SFP contributions. To understand the pattern of the flavor structure, we show the SGP and SFP functions obtained in FIT 1 of KK10 for each quark and antiquark flavor in Fig. 2, by correcting the sign error mentioned at the end of the introduction. First, as seen in the top two panels of Fig. 1, the major contributions for π^{\pm}

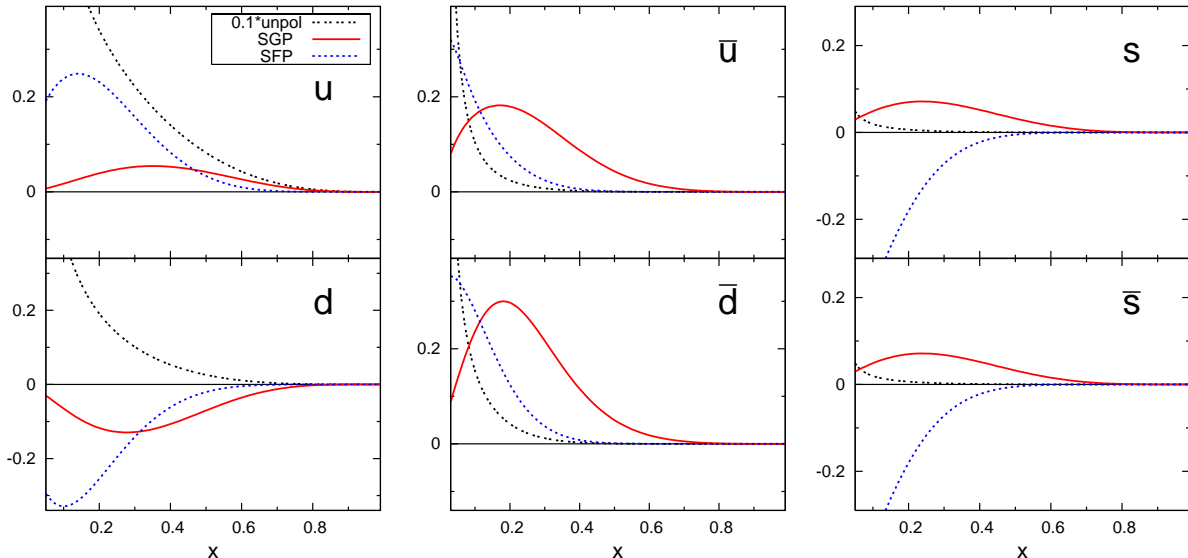


Figure 2: The SGP function $G_F^a(x, x)$ and the SFP function $G_F^a(0, x) + \tilde{G}_F^a(0, x)$ at the scale $\mu^2 = 2.4 \text{ GeV}^2$ for each quark flavor obtained in FIT 1 of KK10 in comparison to the unpolarized quark distribution $f_a(x)$ [scaled by factor 1/10].

come from the SGP components for the favored quark flavors: A_N for π^+ is dominated by the SGP contribution for the u and \bar{d} quarks, and A_N for π^- is dominated by that for the d and \bar{u} quarks. Note here the significance of the \bar{u} and \bar{d} components, which results from the large SGP functions for these “sea” flavors in the nucleon at large x as shown in Fig. 2. The net SFP effect turned out to be small for π^\pm in the region of $x_F > 0.4$ for which the RHIC data are available. If one looks into more details of the SFP contribution, the SFP effect brings some net effect for π^- , while it is much smaller for π^+ . This feature of the SFP contribution can also be seen for K^\pm . (See discussions below.) The above feature of the SGP dominance can also be seen in A_N for π^0 : All the SGP contributions from u, d, \bar{u} and \bar{d} bring large contributions to $A_N^{\pi^0}$ in the large x_F region. The net SFP effect can be found in the small x_F region for π^0 : It brings some effect at $x_F < 0.4$ which cancels the SGP contribution, making the A_N small. This feature can be understood if one remembers that the partonic hard cross section for SFP is much larger than that for SGP in many relevant channels, although the derivative of the SGP function enhances its contribution.

The twist-3 functions for the sea quark flavors in the nucleon become more important for the kaons. In particular, the observed large A_N for K^- should come from the sea quarks due to its flavor structure, $K^- \sim \bar{u}s$. As seen in Fig. 1, the largest contribution to A_N for K^+ and K^- comes from the SGP functions for the \bar{s} and s quarks, respectively, and for K^+ even the SGP contribution from the u -quark is significantly smaller than that from the \bar{s} -quark. This is due to the much larger strangeness component for the kaon in the DSS fragmentation function as well as the sizable magnitude of the SGP functions for the s and \bar{s} quarks in the nucleon. Combined with the result for the pions, one may say that A_N for the pions and kaons reflects the flavor structure of the fragmentation functions rather than that of the SGP functions. This is in contrast to the unpolarized cross section where the contribution from the valence quark flavors in the nucleon dominate in the forward rapidity region.

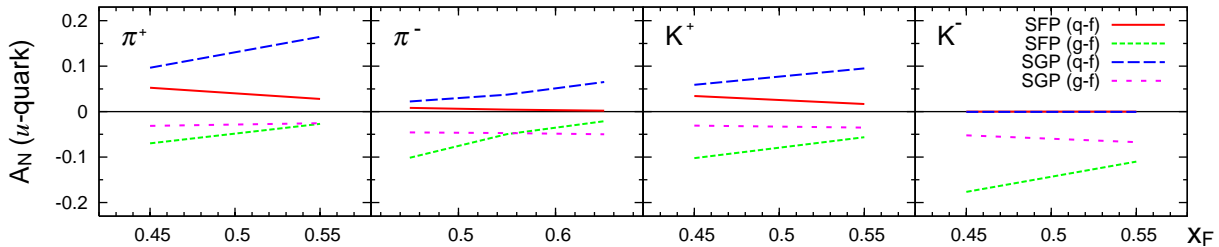


Figure 3: Decomposition of the u -quark SGP and SFP contribution to A_N at $\sqrt{S} = 62.4$ GeV shown in Fig. 1 into the quark and gluon-fragmentation channel.

The contribution of the SFP effect shows a very different pattern from the SGP contribution. As shown in Fig. 1, the net SFP effect survives for K^- and π^- at $x_F > 0.4$, while it is negligible for K^+ and π^+ . This net effect for the former is caused by the SFP function for the u -quark flavor through the gluon-fragmentation channel in combination with the large gluon component in the DSS fragmentation function, in particular, for the kaon. (The SFP function for the d -quark is also large and partly cancels the u -quark contribution. However, the u -quark function has a longer range than the d -quark function, and thus the former effect is larger.) As shown in [24], the SFP partonic hard cross section in the gluon-fragmentation channel is extremely large and has the opposite sign compared with that in the quark fragmentation channel. For K^+ and π^+ , the u -quark SFP contribution in the gluon-fragmentation channel is mostly canceled by that in the u -quark-fragmentation channel for which K^+ and π^+ have a large fragmentation function as a favored flavor, while the former contribution is not canceled by the latter for K^- and π^- . To see this feature, we showed in Fig. 3 the decomposition of the SGP and SFP contribution for the u -quark into the quark-fragmentation channel and the gluon-fragmentation channel. As seen from this figure, the u -quark SFP contribution via the gluon-fragmentation channel survive for K^- and π^- , while they are canceled by that via the quark-fragmentation channel for K^+ and π^+ .

Summarizing the flavor structure of A_N , the SGP contribution for the favored quark flavors is the dominant one, while the SFP contribution for the valence u and d quarks is also significant via the gluon-fragmentation channel. This SFP effect survive for K^- and π^- but is canceled by that in the quark-fragmentation channel for K^+ and π^+ .

3 P_T -dependence

The P_T -dependence of A_N provides an important test for the mechanism of the asymmetry. In Ref. [12], we have found that our predictions for the π^0 production shows a good agreement with the RHIC-STAR data at $\sqrt{S} = 200$ GeV. In Fig. 4, we show the P_T -dependence of A_N for π^0 in the wider range of P_T at $x_F = 0, 0.28, 0.37$ and 0.50 together with the RHIC-PHENIX data at $x_F = 0$ [7]. As seen in the figure, calculated A_N at $x_F = 0$ stays zero in the whole P_T region, which is in agreement with the PHENIX data.

A conspicuous feature of the P_T -dependence is that the calculated A_N once increases up to $P_T \sim$ a few GeV and then decreases slowly, which is in agreement with the STAR data.

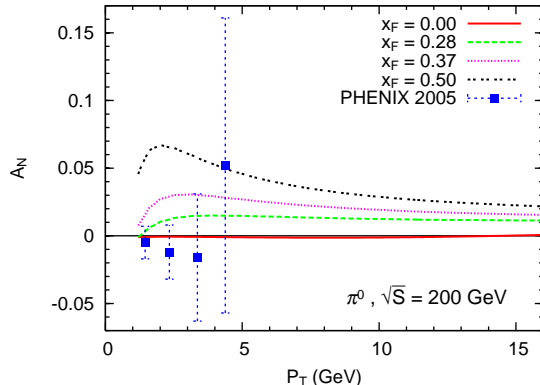


Figure 4: P_T -dependence of $A_N^{\pi^0}$ at $\sqrt{S} = 200$ GeV and four fixed x_F together with the PHENIX data at $x_F = 0$ [7].

This behavior is in conflict with our naive expectation that A_N should behave like $1/P_T$ as a function of P_T by reflecting its twist-3 nature. We have found that the contribution from the gluon-fragmentation channels plays an important role to cause this peculiar P_T -dependence of A_N . It brings a negative contribution to the positive polarized cross section $\Delta\sigma$ which is the numerator of A_N , while it brings a positive one to the unpolarized cross section σ . With the de Florian-Sassot-Stratmann (DSS) fragmentation function used which has a large gluon component, their contributions decrease very rapidly as the scale $\mu = P_T$ becomes higher. Correspondingly, $\Delta\sigma$ decreases relatively slowly around $P_T \simeq 1 - 3$ GeV compared with the denominator, even though the twist-3 cross section accompanies the factor $1/P_T$. Such behavior is absent in the previous study by Kouvaris *et al* [22] which used Kretzer's fragmentation function [28] whose gluon fragmentation function is small. For comparison we calculated A_N by fixing the scale of the distribution and fragmentation functions at $\mu = 1$ GeV (instead of $\mu = P_T$) and found that A_N decreases monotonously as P_T increases and diverges toward $P_T \rightarrow 0$.

Another interesting point in Fig. 4 is that A_N does not decrease as fast as $1/P_T$ in the high P_T region. This is because of the coexistence of the two effects proportional to $M_N P_T / (-T)$ and $M_N P_T / (-U)$ in the twist-3 asymmetry where $T = (p - P_h)^2$ and $U = (p' - P_h)^2$ are the Mandelstam variables: While the former effect is much larger at small P_T , the latter also brings significant contribution at large P_T .

4 A_N at $\sqrt{S} = 500$ GeV

Since the measurement of A_N is being extended to $\sqrt{S} = 500$ GeV at RHIC, we present a prediction for A_N at this energy, using the SGP and SFP functions obtained from the data at $\sqrt{S} = 200$ and 62.4 GeV.

In Fig. 5, we show the result of A_N for pions and kaons as a function of x_F for the pseudorapidity $\eta = 3.6$ and $\eta = 4.0$. For the pions, the general trend of the asymmetry is the same as those at lower energies, while the magnitude of the asymmetry becomes smaller at each x_F . This is because a larger value of \sqrt{S} corresponds to larger P_T for a fixed x_F and thus the polarized cross section is more power suppressed at higher \sqrt{S} .

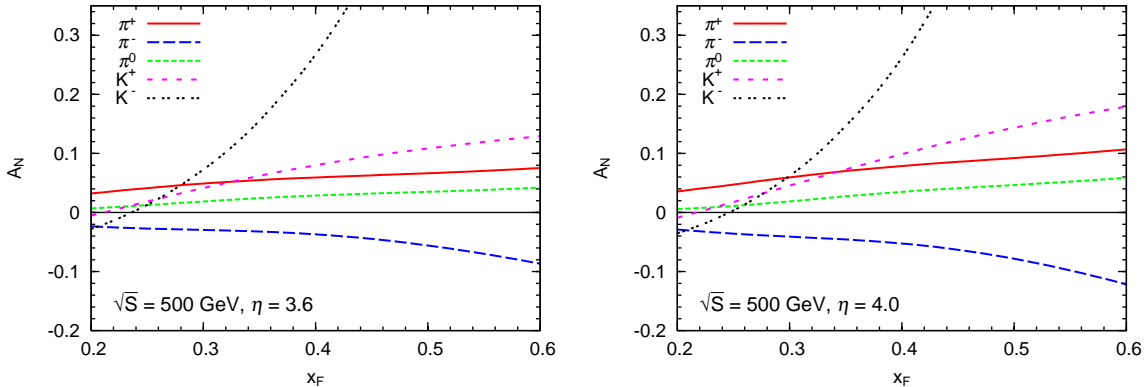


Figure 5: A_N for pions and kaons at $\sqrt{S} = 500$ GeV and the pseudorapidity $\eta = 3.6$ (left) and $\eta = 4.0$ (right).

A_N for kaons turned out to become larger than those for charged pions in the large x_F region, in particular, for the K^- meson. This larger A_N for K^\pm is mainly due to the faster decrease of the unpolarized cross section for the K^\pm production compared with the π^\pm production with increasing \sqrt{S} from 62.4 to 500 GeV. This decrease of the unpolarized cross section becomes even more manifest for the K^- production, since the unpolarized cross section in the forward region is dominated by the contribution from the valence flavors in the nucleon and the sea contribution is more suppressed at higher scale $\mu = P_T$ at large x_F . Therefore A_N for K^- becomes much larger than that for K^+ . We found that A_N for K^- overshoots one in the large x_F region. In our present analysis, the constraint on the SGP and SFP functions for the s and \bar{s} quarks comes only from a very limited number of the kaon data with the assumption that they are the same for the s and \bar{s} quarks. With a larger number of data points, this unfavorable feature should be corrected. Nevertheless, we expect the relation $A_N^{K^-} > A_N^{K^+} \geq A_N^{\pi^+}$ at $\sqrt{S} = 500$ GeV for the reason stated above.

Finally we show in Fig. 6 the P_T -dependence of A_N for π^0 at $\sqrt{S} = 500$ GeV. As in the case of $\sqrt{S} = 200$ GeV, A_N once increases toward $P_T \simeq$ a few GeV and then decreases slowly.

5 A_N for η meson

The first data of A_N for the η -meson production was reported by the FNAL-E704 collaboration for the pp and $\bar{p}p$ collisions [5]. They found a clear indication that A_N^η for the pp collision is positive and substantially larger than $A_N^{\pi^0}$. Recently the RHIC-STAR collaboration reported a preliminary data for A_N^η at $\sqrt{S} = 200$ GeV, which also shows A_N^η is larger than $A_N^{\pi^0}$ in the large x_F region by about factor two or more [10]. Here we present an estimate for A_N^η based on Eq. (2) using the SGP and SFP functions obtained in KK10. In this scenario, the difference between A_N^η and $A_N^{\pi^0}$ comes from the difference between the difference in the fragmentation functions. As the fragmentation function for the η -meson, we adopt the recent Aidala- Ellinghaus- Sassot- Seele- Stratmann parametrization [29] which is obtained by NLO QCD analysis of the existing data, assuming the equal contributions from all quark and antiquark flavors as $D_u^\eta = D_{\bar{u}}^\eta = D_d^\eta = D_{\bar{d}}^\eta = D_s^\eta = D_{\bar{s}}^\eta$. Although we

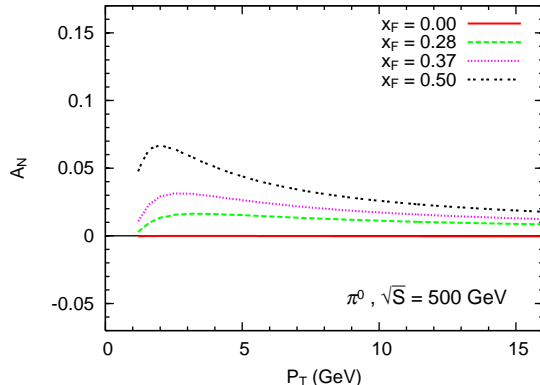


Figure 6: P_T -dependence of $A_N^{\pi^0}$ for $\sqrt{S} = 500$ GeV at $x_F = 0, 0.28, 0.37$ and 0.5 .

used the leading-order (LO) formula for the twist-3 cross section (2), we use the above only available NLO parametrization for the η -fragmentation function in this first study of A_N^η .¹

Figure 7 shows the calculated A_N^η as a function of x_F in comparison with $A_N^{\pi^0}$ at $\sqrt{S} = 200$ GeV and $\eta = 3.65$. In the large x_F region, A_N^η is approximately 1.5 times larger than $A_N^{\pi^0}$. This is consistent with the observed tendency of A_N^η at RHIC, although its magnitude still seems insufficient to explain the RHIC-STAR data [10]. As in the case of $A_N^{\pi^0}$, the SGP contribution dominates A_N^η . To see the origin of the difference between A_N^η and $A_N^{\pi^0}$, we have shown in Fig. 8 the decomposition of the SGP contribution to A_N^η and $A_N^{\pi^0}$ into the contribution from each fragmentation channel. From this figure, one sees that the difference between the two mesons comes from the large contribution in the strangeness fragmentation channel for the η -meson. This large strangeness contribution is caused by the combination of the large strangeness component in the η -meson fragmentation function and the large SGP functions for s and \bar{s} which were responsible for $A_N^{K^\pm}$. Therefore in the present analysis, there is a strong correlation between the large A_N for the kaon and the η -meson. As another possible origin of the difference between A_N^η and $A_N^{\pi^0}$, the twist-3 fragmentation function may contribute [30], for which the complete cross section formula is not available yet. This effect may explain the remaining difference between the two asymmetries. For the complete clarification of the asymmetries, one needs to perform a global analysis of a greater variety of data using the complete cross section formula, which is beyond the scope of this study.

6 Summary

In this paper, we have studied the SSA for the inclusive pion, kaon and η -meson productions in the pp collision at typical kinematical regime of RHIC, using the SGP and SFP functions for the twist-3 quark-gluon correlation functions obtained in our previous analysis. We first discussed the role of the SGP and SFP functions for each quark and anti-quark flavor. It

¹Since the LO and NLO parametrizations for π in [26] are not very different from each other, we expect the use of the NLO fragmentation function for η would not cause much error.

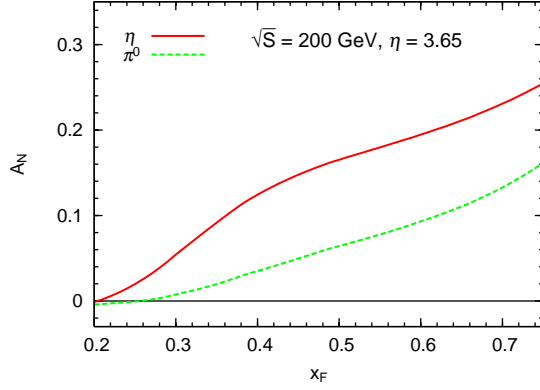


Figure 7: A_N for the η -meson at $\sqrt{S} = 200$ GeV and the pseudorapidity $\eta = 3.65$ in comparison with A_N for π^0 .

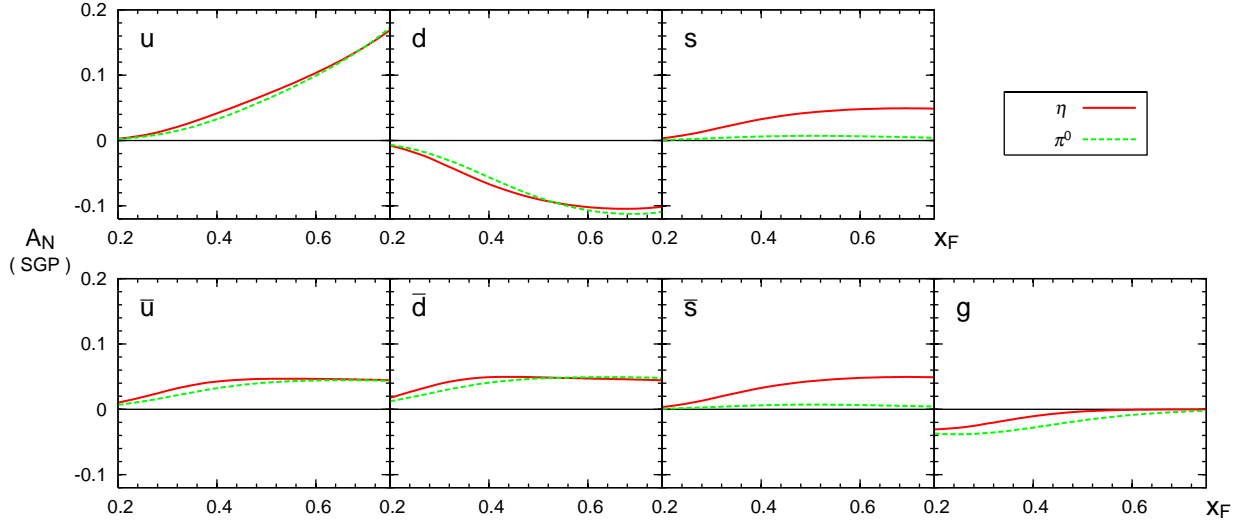


Figure 8: Decomposition of A_N^η and $A_N^{\pi^0}$ into each fragmentation channel at $\sqrt{S} = 200$ GeV and the pseudorapidity $\eta = 3.65$.

turned out that the SGP contributions from both “valence” and sea flavors in the nucleon play an important role to reproduce the observed pattern of the asymmetries, and that the main contribution to A_N for each meson reflects more the flavor content in the DSS fragmentation function. Our analysis reproduces the observed P_T -dependence of RHIC A_N data for π^0 . We found that the large contribution from the gluon-fragmentation channel both in the unpolarized and polarized cross sections plays a crucial role to cause the peculiar behavior of A_N around $P_T \simeq$ a few GeV.

We also presented a prediction of A_N for the kaons and pions at $\sqrt{S} = 500$ GeV, which is being measured at RHIC. We found a slightly smaller asymmetry for the pion compared with those at $\sqrt{S} = 62.4$ and 200 GeV. For the kaons, A_N was found to become larger than those for the pions in the large x_F -region at $\sqrt{S} = 500$ GeV, especially A_N for K^- becomes

much larger because of the small unpolarized cross section. A_N for the η -meson turned out to be larger than that for π^0 by about factor 1.5, which partially explains the tendency of the RHIC data. This larger A_N originates from the large strangeness fragmentation function for the η meson combined with the sizable strangeness SGP function in the polarized nucleon.

Present analysis is based on the assumption that the whole A_N for $p^\uparrow p \rightarrow hX$ ($h = \pi, K$ and η) originates from the twist-3 quark-gluon correlation functions in the polarized nucleon. To determine these functions, the SSA data on the Drell-Yan process and the direct-photon production in the pp -collision is extremely useful, since there is no fragmentation ambiguity associated with the final hadron in these processes. For the complete understanding of SSAs, a global analysis of variety of processes based on the complete formula is needed.

Acknowledgements

We thank C. A. Aidala and M. Stratmann for their correspondence and providing their fortran code of the fragmentation function for η -meson. The work of Y. K. is supported in part by the Grant-in-Aid for Scientific Research No. 23540292 from the Japan Society for the Promotion of Science.

References

- [1] V. Barone, F. Bradamante, and A. Martin, *Prog. Part. Nucl. Phys.* **65**, 267 (2010).
- [2] Fermilab E704 Collaboration, D. L. Adams *et al.*, *Phys. Lett. B* **261**, 201 (1991).
- [3] Fermilab E704 Collaboration, D. L. Adams *et al.*, *Phys. Lett. B* **264**, 462 (1991).
- [4] Fermilab E704 Collaboration, A. Bravar *et al.*, *Phys. Rev. Lett.* **77**, 2626 (1996).
- [5] Fermilab E704 Collaboration, D. L. Adams *et al.*, *Nucl. Phys. B* **510**, 3 (1998).
- [6] STAR Collaboration, J. Adams *et al.*, *Phys. Rev. Lett.* **92**, 171801 (2004).
- [7] PHENIX Collaboration, S. S. Adler *et al.*, *Phys. Rev. Lett.* **95**, 202001 (2005).
- [8] STAR Collaboration, B. I. Abelev *et al.*, *Phys. Rev. Lett.* **101**, 222001 (2008).
- [9] BRAHMS Collaboration, I. Arsene *et al.*, *Phys. Rev. Lett.* **101**, 042001 (2008).
- [10] STAR Collaboration, S. Heppelmann, arXiv:0905.2840 [nucl-ex].
- [11] PHENIX Collaboration, A. Adare *et al.*, *Phys. Rev. D* **82**, 112008 (2010).
- [12] K. Kanazawa and Y. Koike, *Phys. Rev. D* **82**, 034009 (2010).
- [13] B. Jäger, A. Schäfer, M. Stratmann, and W. Vogelsang, *Phys. Rev. D* **67**, 054005 (2003).
- [14] A. V. Efremov and O. V. Teryaev, *Sov. J. Nucl. Phys.* **36**, 140 (1982).
- [15] J. Qiu and G. Sterman, *Nucl. Phys. B* **378**, 52 (1992).

- [16] H. Eguchi, Y. Koike, and K. Tanaka, Nucl. Phys. B **763**, 198 (2007).
- [17] Y. Koike and K. Tanaka, Phys. Lett. B **646**, 232 (2007); **668**, 458(E) (2008).
- [18] H. Beppu, Y. Koike, K. Tanaka, and S. Yoshida, Phys. Rev. D **82**, 054005 (2010).
- [19] H. Eguchi, Y. Koike, and K. Tanaka, Nucl. Phys. B **752**, 1 (2006).
- [20] J. Qiu and G. Sterman, Phys. Rev. D **59**, 014004 (1998).
- [21] Y. Kanazawa and Y. Koike, Phys. Lett. B **490**, 99 (2000).
- [22] C. Kouvaris, J.-W. Qiu, W. Vogelsang, and F. Yuan, Phys. Rev. D **74**, 114013 (2006).
- [23] Y. Koike and K. Tanaka, Phys. Rev. D **76**, 011502 (2007).
- [24] Y. Koike and T. Tomita, Phys. Lett. B **675**, 181 (2009).
- [25] M. Glück, E. Reya, and A. Vogt, Eur. Phys. J. C **5**, 461 (1998).
- [26] D. de Florian, R. Sassot, and M. Stratmann, Phys. Rev. D **75**, 114010 (2007).
- [27] Z.-B. Kang, J.-W. Qiu, W. Vogelsang, and F. Yuan, Phys. Rev. D **83**, 094001 (2011).
- [28] S. Kretzer, Phys. Rev. D **62**, 054001 (2000).
- [29] C. A. Aidala, F. Ellinghaus, R. Sassot, J. P. Seele, and M. Stratmann, Phys. Rev. D **83**, 034002 (2011).
- [30] Z.-B. Kang, F. Yuan, and J. Zhou, Phys. Lett. B **691**, 243 (2010).